


4185 m.

## SHARK GRAND PRIX DE FRANCE

## Free Practice Nr. 2

## Classification

6

		Rider	Nation	Team	Motorcycle	Time	Lap	Total	Gap	Top Speed
1	51	Pedro ACOSTA	SPA	Red Bull KTM Ajo	KALEX	<b>1'36.166</b>	16	20		<b>268.7</b>
2	35	Somkiat CHANTRA	THA	IDEMITSU Honda Team Asia	KALEX	<b>1'36.328</b>	14	17	0.162 0.162	<b>265.9</b>
3	37	Augusto FERNANDEZ	SPA	Red Bull KTM Ajo	KALEX	<b>1'36.394</b>	14	19	0.228 0.066	<b>267.3</b>
4	22	Sam LOWES	GBR	Elf Marc VDS Racing Team	KALEX	<b>1'36.403</b>	6	14	0.237 0.009	<b>265.2</b>
5	14	Tony ARBOLINO	ITA	Elf Marc VDS Racing Team	KALEX	<b>1'36.517</b>	16	16	0.351 0.114	<b>270.9</b>
6	23	Marcel SCHROTTER	GER	Liqui Moly Intact GP	KALEX	<b>1'36.589</b>	13	13	0.423 0.072	<b>268.7</b>
7	96	Jake DIXON	GBR	Inde GASGAS Aspar Team	KALEX	<b>1'36.610</b>	17	17	0.444 0.021	<b>264.5</b>
8	79	Ai OGURA	JPN	IDEMITSU Honda Team Asia	KALEX	<b>1'36.630</b>	13	16	0.464 0.020	<b>266.6</b>
9	75	Albert ARENAS	SPA	Inde GASGAS Aspar Team	KALEX	<b>1'36.648</b>	8	11	0.482 0.018	<b>266.6</b>
10	7	Barry BALTUS	BEL	RW Racing GP	KALEX	<b>1'36.772</b>	15	18	0.606 0.124	<b>261.0</b>
11	40	Aron CANET	SPA	Flexbox HP40	KALEX	<b>1'36.803</b>	8	11	0.637 0.031	<b>267.3</b>
12	16	Joe ROBERTS	USA	Italtrans Racing Team	KALEX	<b>1'36.806</b>	11	16	0.640 0.003	<b>262.4</b>
13	62	Stefano MANZI	ITA	Yamaha VR46 Master Camp Tea	KALEX	<b>1'36.877</b>	13	13	0.711 0.071	<b>262.4</b>
14	9	Jorge NAVARRO	SPA	Flexbox HP40	KALEX	<b>1'37.036</b>	14	16	0.870 0.159	<b>265.2</b>
15	64	Bo BENDSNEYDER	NED	Pertamina Mandalika SAG Team	KALEX	<b>1'37.037</b>	10	16	0.871 0.001	<b>264.5</b>
16	42	Marcos RAMIREZ	SPA	MV Agusta Forward Racing	MV AGUSTA	<b>1'37.043</b>	11	16	0.877 0.006	<b>265.2</b>
17	2	Gabriel RODRIGO	ARG	Pertamina Mandalika SAG Team	KALEX	<b>1'37.059</b>	14	15	0.893 0.016	<b>266.6</b>
18	19	Lorenzo DALLA PORTA	ITA	Italtrans Racing Team	KALEX	<b>1'37.148</b>	6	17	0.982 0.089	<b>265.9</b>
19	24	Simone CORSI	ITA	MV Agusta Forward Racing	MV AGUSTA	<b>1'37.151</b>	3	18	0.985 0.003	<b>263.8</b>
20	18	Manuel GONZALEZ	SPA	Yamaha VR46 Master Camp Tea	KALEX	<b>1'37.177</b>	11	15	1.011 0.026	<b>264.5</b>
21	54	Fermín ALDEGUER	SPA	MB Conveyors Speed Up	BOSCOSCURO	<b>1'37.254</b>	6	16	1.088 0.077	<b>265.9</b>
22	21	Alonso LOPEZ	SPA	MB Conveyors Speed Up	BOSCOSCURO	<b>1'37.383</b>	13	13	1.217 0.129	<b>261.7</b>
23	6	Cameron BEAUBIER	USA	American Racing	KALEX	<b>1'37.428</b>	5	17	1.262 0.045	<b>264.5</b>
24	13	Celestino VIETTI	ITA	Mooney VR46 Racing Team	KALEX	<b>1'37.430</b>	13	19	1.264 0.002	<b>265.2</b>
25	52	Jeremy ALCOBA	SPA	Liqui Moly Intact GP	KALEX	<b>1'37.483</b>	4	16	1.317 0.053	<b>266.6</b>
26	84	Zonta VAN DEN GOORBE	NED	RW Racing GP	KALEX	<b>1'37.798</b>	6	16	1.632 0.315	<b>263.8</b>
27	12	Filip SALAC	CZE	Gresini Racing Moto2	KALEX	<b>1'37.946</b>	12	13	1.780 0.148	<b>265.2</b>
28	61	Alessandro ZACCONE	ITA	Gresini Racing Moto2	KALEX	<b>1'38.170</b>	14	14	2.004 0.224	<b>262.4</b>
29	28	Niccolò ANTONELLI	ITA	Mooney VR46 Racing Team	KALEX	<b>1'38.171</b>	6	17	2.005 0.001	<b>266.6</b>
30	4	Sean Dylan KELLY	USA	American Racing	KALEX	<b>1'39.203</b>	11	20	3.037 1.032	<b>261.0</b>

Practice condition: **Dry**

Air: 21°

Humidity: 39%

Ground: 34°

<b>Fastest Lap:</b>	Lap: 16	<b>Pedro ACOSTA</b>	<b>1'36.166</b>	156.6 Km/h
<b>Best Race Lap:</b>	2019	<b>Jorge NAVARRO</b>	<b>1'36.764</b>	155.6 Km/h
<b>All Time Lap Record:</b>	2022	<b>Somkiat CHANTRA</b>	<b>1'36.108</b>	156.7 Km/h

The results are provisional until the end of the limit for protest and appeals.

Time limit for protest expires 30' after publication of the results - ..... Time: .....

These data/results cannot be reproduced, stored and/or transmitted in whole or in part by any manner of electronic, mechanical, photocopying, recording, broadcasting or otherwise now known or herein after developed without the previous express consent by the copyright owner, except for reproduction in daily press and regular printed publications on sale to the public within 60 days of the event related to those data/results and always provided that copyright symbol appears together as follows below.

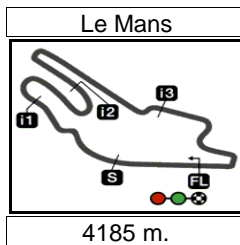
© DORNA, 2022

Official MotoGP Timing by TISSOT  
www.motogp.com

Le Mans, Friday, May 13, 2022

moto2™





Results and timing service provided by TISSOT

Moto2™

# SHARK GRAND PRIX DE FRANCE

## Free Practice Nr. 2

### Combined Free Practice Times

**7**

	Rider	Nation	Team	MOTORCYCLE	FP1	FP2	Gap
1	35 S.CHANTRA	THA	IDEMITSU Honda Team Asia	KALEX	<b>1'36.108</b> 19	1'36.328 14	
2	51 P.ACOSTA	SPA	Red Bull KTM Ajo	KALEX	1'36.754 17	<b>1'36.166</b> 16	0.058 0.058
3	37 A.FERNANDEZ	SPA	Red Bull KTM Ajo	KALEX	<b>1'36.263</b> 14	1'36.394 14	0.155 0.097
4	22 S.LOWES	GBR	Elf Marc VDS Racing Team	KALEX	1'36.654 11	<b>1'36.403</b> 6	0.295 0.140
5	14 T.ARBOLINO	ITA	Elf Marc VDS Racing Team	KALEX	1'37.158 7	<b>1'36.517</b> 16	0.409 0.114
6	23 M.SCHROTTER	GER	Liqui Moly Intact GP	KALEX	1'36.710 16	<b>1'36.589</b> 13	0.481 0.072
7	62 S.MANZI	ITA	Yamaha VR46 Master Camp Team	KALEX	<b>1'36.608</b> 15	1'36.877 13	0.500 0.019
8	96 J.DIXON	GBR	Inde GASGAS Aspar Team	KALEX	1'36.750 11	<b>1'36.610</b> 17	0.502 0.002
9	79 A.OGURA	JPN	IDEMITSU Honda Team Asia	KALEX	1'37.048 9	<b>1'36.630</b> 13	0.522 0.020
10	75 A.ARENAS	SPA	Inde GASGAS Aspar Team	KALEX	1'36.749 15	<b>1'36.648</b> 8	0.540 0.018
11	13 C.VIETTI	ITA	Mooney VR46 Racing Team	KALEX	<b>1'36.746</b> 17	1'37.430 13	0.638 0.098
12	7 B.BALTUS	BEL	RW Racing GP	KALEX	1'37.395 14	<b>1'36.772</b> 15	0.664 0.026
13	21 A.LOPEZ	SPA	MB Conveyors Speed Up	BOSCOSCURO	<b>1'36.797</b> 16	1'37.383 13	0.689 0.025
14	40 A.CANET	SPA	Flexbox HP40	KALEX	1'37.515 15	<b>1'36.803</b> 8	0.695 0.006
15	16 J.ROBERTS	USA	Italtrans Racing Team	KALEX	1'37.337 11	<b>1'36.806</b> 11	0.698 0.003
16	18 M.GONZALEZ	SPA	Yamaha VR46 Master Camp Team	KALEX	<b>1'36.844</b> 16	1'37.177 11	0.736 0.038
17	9 J.NAVARRO	SPA	Flexbox HP40	KALEX	1'37.127 7	<b>1'37.036</b> 14	0.928 0.192
18	64 B.BENDSNEYDEI	NED	Pertamina Mandalika SAG Team	KALEX	1'37.602 12	<b>1'37.037</b> 10	0.929 0.001
19	42 M.RAMIREZ	SPA	MV Agusta Forward Racing	MV AGUSTA	1'37.162 13	<b>1'37.043</b> 11	0.935 0.006
20	2 G.RODRIGO	ARG	Pertamina Mandalika SAG Team	KALEX	1'37.673 14	<b>1'37.059</b> 14	0.951 0.016
21	6 C.BEAUBIER	USA	American Racing	KALEX	<b>1'37.148</b> 20	1'37.428 5	1.040 0.089
22	19 L.DALLA PORTA	ITA	Italtrans Racing Team	KALEX	1'37.747 14	<b>1'37.148</b> 6	1.040
23	24 S.CORSI	ITA	MV Agusta Forward Racing	MV AGUSTA	1'38.520 6	<b>1'37.151</b> 3	1.043 0.003
24	54 F.ALDEGUER	SPA	MB Conveyors Speed Up	BOSCOSCURO	<b>1'37.152</b> 15	1'37.254 6	1.044 0.001
25	61 A.ZACCONE	ITA	Gresini Racing Moto2	KALEX	<b>1'37.356</b> 16	1'38.170 14	1.248 0.204
26	12 F.SALAC	CZE	Gresini Racing Moto2	KALEX	<b>1'37.368</b> 12	1'37.946 12	1.260 0.012
27	52 J.ALCOBA	SPA	Liqui Moly Intact GP	KALEX	1'38.357 7	<b>1'37.483</b> 4	1.375 0.115
28	84 Z.VAN DEN GOOI	NED	RW Racing GP	KALEX	1'37.859 19	<b>1'37.798</b> 6	1.690 0.315
29	28 N.ANTONELLI	ITA	Mooney VR46 Racing Team	KALEX	<b>1'37.950</b> 15	1'38.171 6	1.842 0.152
30	4 S.KELLY	USA	American Racing	KALEX	1'40.028 11	<b>1'39.203</b> 11	3.095 1.253

<b>Pole Position Record:</b>	2018	<b>Francesco BAGNAIA</b>	<b>1'36.188</b>	156.6 Km/h
<b>Best Race Lap:</b>	2019	<b>Jorge NAVARRO</b>	<b>1'36.764</b>	155.6 Km/h
<b>All Time Lap Record:</b>	2022	<b>Somkiat CHANTRA</b>	<b>1'36.108</b>	156.7 Km/h

The results are provisional until the end of the limit for protest and appeals.

Time limit for protest expires 60' after publication of the results - ..... Time: .....

These data/results cannot be reproduced, stored and/or transmitted in whole or in part by any manner of electronic, mechanical, photocopying, recording, broadcasting or otherwise now known or herein after developed without the previous express consent by the copyright owner, except for reproduction in daily press and regular printed publications on sale to the public within 60 days of the event related to those data/results and always provided that copyright symbol appears together as follows below.

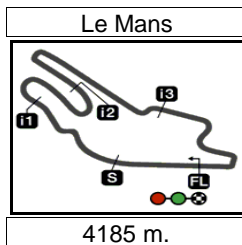
© DORNA, 2022

Official MotoGP Timing by TISSOT

www.motogp.com

Le Mans, Friday, May 13, 2022





Results and timing service provided by **TISSOT**

**Moto2™**

**SHARK GRAND PRIX DE FRANCE**

**Free Practice Nr. 2**

**Top Speed & Average**

**8**



Rider	Nation	Motorcycle	Top 5 speeds					Average	Top
14 Tony ARBOLINO	ITA	KALEX	270.9	269.5	268.0	268.0	267.3	268.2	270.9
23 Marcel SCHROTTER	GER	KALEX	268.7	268.0	268.0	267.3	266.6	267.7	268.7
51 Pedro ACOSTA	SPA	KALEX	268.7	268.0	268.0	268.0	266.6	267.9	268.7
37 Augusto FERNANDEZ	SPA	KALEX	267.3	265.2	264.5	264.5	263.1	264.6	267.3
40 Aron CANET	SPA	KALEX	267.3	265.9	265.9	265.2	265.2	265.9	267.3
2 Gabriel RODRIGO	ARG	KALEX	266.6	265.9	265.2	264.5	263.8	265.0	266.6
28 Niccolò ANTONELLI	ITA	KALEX	266.6	266.6	265.9	265.9	265.2	265.8	266.6
52 Jeremy ALCOBA	SPA	KALEX	266.6	265.9	265.9	265.2	265.2	265.8	266.6
75 Albert ARENAS	SPA	KALEX	266.6	266.6	265.9	265.2	264.5	265.8	266.6
79 Ai OGURA	JPN	KALEX	266.6	265.9	265.9	265.9	265.2	265.7	266.6
19 Lorenzo DALLA PORTA	ITA	KALEX	265.9	265.9	265.9	265.9	264.5	265.4	265.9
35 Somkiat CHANTRA	THA	KALEX	265.9	265.9	265.2	265.2	265.2	265.5	265.9
54 Fermín ALDEGUER	SPA	BOSCOSCURO	265.9	264.5	263.1	262.4	262.4	263.7	265.9
9 Jorge NAVARRO	SPA	KALEX	265.2	265.2	265.2	265.2	264.5	265.0	265.2
12 Filip SALAC	CZE	KALEX	265.2	263.1	263.1	263.1	262.4	263.2	265.2
13 Celestino VIETTI	ITA	KALEX	265.2	264.5	264.5	264.5	263.8	264.5	265.2
22 Sam LOWES	GBR	KALEX	265.2	265.2	264.5	264.5	263.1	264.5	265.2
42 Marcos RAMIREZ	SPA	MV AGUSTA	265.2	263.8	263.1	263.1	261.7	262.9	265.2
6 Cameron BEAUBIER	USA	KALEX	264.5	264.5	263.1	263.1	263.1	263.7	264.5
18 Manuel GONZALEZ	SPA	KALEX	264.5	264.5	263.8	263.8	263.1	263.8	264.5
64 Bo BENDSNEYDER	NED	KALEX	264.5	263.1	263.1	262.4	262.4	263.1	264.5
96 Jake DIXON	GBR	KALEX	264.5	264.5	263.8	263.1	263.1	263.7	264.5
24 Simone CORSI	ITA	MV AGUSTA	263.8	263.8	263.8	263.1	263.1	263.5	263.8
84 Zonta VAN DEN GOORBERGH	NED	KALEX	263.8	263.1	263.1	263.1	262.4	263.0	263.8
16 Joe ROBERTS	USA	KALEX	262.4	261.7	261.7	261.0	261.0	261.5	262.4
61 Alessandro ZACCONE	ITA	KALEX	262.4	261.0	259.6	259.6	259.6	260.4	262.4
62 Stefano MANZI	ITA	KALEX	262.4	262.4	261.7	261.7	261.0	261.8	262.4
21 Alonso LOPEZ	SPA	BOSCOSCURO	261.7	261.7	260.3	259.6	259.0	260.0	261.7
4 Sean Dylan KELLY	USA	KALEX	261.0	261.0	260.3	260.3	260.3	260.5	261.0
7 Barry BALTUS	BEL	KALEX	261.0	260.3	260.3	260.3	259.6	260.0	261.0

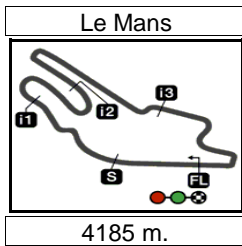
These data/results cannot be reproduced, stored and/or transmitted in whole or in part by any manner of electronic, mechanical, photocopying, recording, broadcasting or otherwise now known or herein after developed without the previous express consent by the copyright owner, except for reproduction in daily press and regular printed publications on sale to the public within 60 days of the event related to those data/results and always provided that copyright symbol appears together as follows below.

© DORNA, 2022

Official MotoGP Timing by TISSOT  
www.motogp.com



Le Mans, Friday, May 13, 2022



Results and timing service provided by TISSOT

Moto2™

# SHARK GRAND PRIX DE FRANCE

## Free Practice Nr. 2

### Chronological Analysis of Performances

9

\* Lap / Sector time cancelled

T1 Time from finish line to 1st intermediate

T3 Time from 2nd intermed. to 3rd intermed.

P Crossing the finish line in pit lane

T2 Time from 1st intermed. to 2nd intermed.

T4 Time from 3rd intermediate to finish line

Lap	Lap Time	T1	T2	T3	T4	Speed	Lap	Lap Time	T1	T2	T3	T4	Speed
<b>1st 51 Pedro ACOSTA</b> Red Bull KTM Ajo SPA Runs=1 Total laps=20 Full laps=13							2	1'39.157	23.336	22.498	27.783	25.540	264.5
1	2'34.519	18.847	23.424	28.603	26.241		3	1'38.191	22.677	21.984	27.527	26.003	262.4
2	1'38.335	22.876	22.154	27.489	25.816	264.5	4	1'38.053	22.509	22.091	27.599	25.854	267.3
3	1'37.081	22.510	21.846	27.254	25.471	264.5	5	1'37.498	22.714	22.033	27.370	25.381	264.5
4	1'37.194	22.416	21.813	27.143	25.822	268.7	6	1'37.079	22.358	21.873	27.410	25.438	265.2
5	1'36.980	22.494	21.759	27.150	25.577	268.0	7	1'37.034	22.466	21.825	27.318	25.425	263.1
6	1'36.747	22.395	21.819	27.151	25.382	268.0	8	1'36.770	22.445	21.747	27.246	25.332	262.4
7	1'39.309	22.353	23.761	27.590	25.605	268.0	9	1'38.131	22.621	21.869	28.167	25.474	262.4
8	1'36.955 *	22.496	21.748	27.058	25.653*	266.6	10	1'37.537	22.597	21.940	27.560	25.440	263.1
9	1'37.179 *	22.537	21.792	27.292*	25.558	265.2	11	1'37.089	22.497	21.895	27.375	25.322	262.4
10	1'36.926	22.474	21.899	27.122	25.431	261.0	12	1'38.081 P	22.641	21.834	27.373	26.233	261.0
11	1'36.860	22.438	21.780	27.027	25.615	264.5	13	10'19.045	19.143	22.726	27.871	25.580	
12	1'36.814	22.487	21.767	27.032	25.528	264.5	14	1'36.394	22.488	21.755	27.050	25.101	259.0
13	1'41.216 P	22.434	21.823	29.952*	27.007	263.1	15	1'36.030 *	22.346	21.573	26.981	25.130*	259.6
14	9'16.881	19.167	23.628	27.589	25.921		16	1'37.201	22.497	21.533	27.823	25.348	259.0
15	1'36.281	22.446	21.586	26.931	25.318	263.1	17	1'36.643 *	22.473	21.572	27.283*	25.315	259.0
16	1'36.166	22.408	21.557	26.823	25.378	263.8	18	1'36.494	22.418	21.643	27.203	25.230	259.6
17	1'36.464	22.237	21.592	27.092	25.543	263.1	19	1'36.459	22.449	21.605	27.100	25.305	261.7
18	1'36.963	22.453	21.798	27.263	25.449	263.8	<b>4th 22 Sam LOWES</b> Elf Marc VDS Racing GBR Runs=1 Total laps=14 Full laps=8						
19	1'37.698 *	22.439	21.737*	27.740	25.782	263.8	1	2'05.353	17.860	23.057	28.090	25.563	
20	1'37.525 *	22.375	21.765	27.443	25.942*	262.4	2	1'37.613	22.965	21.780	27.579	25.289	261.7
<b>2nd 35 Somkiat CHANTRA</b> IDEMITSU Honda Te THA Runs=1 Total laps=17 Full laps=12							3	1'36.880	22.653	21.715	27.259	25.253	264.5
1	3'06.006	18.350	23.031	27.847	25.823		4	1'36.997	22.563	21.929	27.393	25.112	263.1
2	1'37.540	22.734	21.940	27.329	25.537	265.2	5	1'36.551	22.560	21.636	27.214	25.141	262.4
3	1'37.121	22.685	21.849	27.175	25.412	264.5	6	1'36.403	22.499	21.680	27.080	25.144	264.5
4	1'37.197	22.436	21.756	27.508	25.497	265.2	7	1'37.084	22.796	21.856	27.242	25.190	265.2
5	1'36.618	22.549	21.779	27.072	25.218	265.9	8	4'27.715 P	22.588	21.760	27.216	3'16.151	265.2
6	1'36.668	22.395	21.736	27.156	25.381	265.9	9	16'33.465	18.582	23.487	28.428	26.158	
7	1'36.981	22.603	21.845	27.151	25.382	263.8	10	1'38.745	23.286	22.142	27.597	25.720	256.3
8	1'36.658	22.443	21.793	27.056	25.366	263.8	11	1'37.615	22.875	21.974	27.377	25.389	257.6
9	1'37.323	22.489	22.001	27.344	25.489	263.8	12	1'37.133 *	22.664	21.821	27.291*	25.357	261.0
10	1'38.357 P	22.855	22.141	27.390	25.971	265.2	13	1'38.918 *	22.649	23.263*	27.480	25.526	262.4
11	13'08.992	24.508	23.311	27.928	26.468		14	1'37.236 *	22.606	21.861	27.341	25.428*	261.7
12	1'37.268	22.793	21.966	27.031	25.478	259.6	<b>5th 14 Tony ARBOLINO</b> Elf Marc VDS Racing ITA Runs=1 Total laps=16 Full laps=9						
13	1'36.691 *	22.591	21.854	26.849	25.397*	263.1	1	3'08.735	22.561	31.161	35.447	26.404	
14	1'36.328	22.492	21.682	26.869	25.285	263.1	2	1'37.873	22.810	21.970	27.336	25.757	266.6
15	1'38.290 *	22.352	21.696	28.865*	25.377	264.5	3	1'36.811	22.460	21.752	27.135	25.464	267.3
16	1'36.614	22.468	21.661	27.040	25.445	262.4	4	1'37.442 *	22.54*	22.094	27.362	25.443	269.5
17	1'37.009	22.401	21.942	27.138	25.528	263.1	5	1'36.634	22.470	21.869	27.012	25.283	267.3
<b>3rd 37 Augusto FERNAND</b> Red Bull KTM Ajo SPA Runs=1 Total laps=19 Full laps=14							6	1'36.939	22.464	21.921	27.064	25.490	268.0
1	2'45.307	21.702	26.847	29.470	27.949		7	1'36.991	22.573	21.843	27.129	25.446	267.3
							8	1'36.582	22.452	21.829	26.948	25.353	270.9

**Fastest Lap:** Pedro ACOSTA Red Bull KTM Ajo SPA 1'36.166 22.408 21.557 26.823 25.378

These data/results cannot be reproduced, stored and/or transmitted in whole or in part by any manner of electronic, mechanical, photocopying, recording, broadcasting or otherwise now known or herein after developed without the previous express consent by the copyright owner, except for reproduction in daily press and regular printed publications on sale to the public within 60 days of the event related to those data/results and always provided that copyright symbol appears together as follows below.  
© DORNA, 2022

## Free Practice Nr. 2

Moto2

Lap	Lap Time	T1	T2	T3	T4	Speed	Lap	Lap Time	T1	T2	T3	T4	Speed
9	1'37.385 *	22.424	22.232*	27.426	25.303	268.0	9	1'45.561 P	22.578	22.989*	29.574	30.420	265.9
10	1'38.002 P	22.557	21.875	27.222	26.348	267.3	10	1'43.1776	20.522	23.763	28.273	26.383	
11	14'36.135	16.592	22.795	27.621	25.925		11	<b>1'37.359</b>	22.929	21.836	27.125	25.469	259.0
12	1'37.478 *	22.739	21.900	27.210	25.629*	260.3	12	1'37.070 *	22.544	21.615	27.337	25.574*	261.0
13	<b>1'36.984</b>	22.707	21.769	27.264	25.244	261.7	13	<b>1'36.630</b>	22.647	21.714	27.011	25.258	261.7
14	1'52.765 *	22.392	22.002	31.702*	36.669	261.7	14	1'37.317 *	22.553	21.608	27.770*	25.386	259.6
15	<b>1'37.336</b>	22.703	21.981	27.338	25.314	263.8	15	<b>1'36.684</b>	22.619	21.689	27.114	25.262	261.7
16	<b>1'36.517</b>	22.424	21.767	26.982	25.344	265.9	16	1'38.933 *	24.58*	21.827	27.187	25.339	261.7

6th	23	Marcel SCHROTTE	Liqui Moly Intact GP	GER		
		Runs=2	Total laps=14	Full laps=8		
1	3'01.056	17.097	24.526	28.565	26.005	
2	<b>1'38.032</b>	22.855	22.129	27.528	25.520	265.9
3	1'37.548 *	22.687	22.004	27.377*	25.480	265.9
4	<b>1'37.482</b>	22.647	22.038	27.343	25.454	265.9
5	1'40.805 *	22.608	22.054	28.184*	27.959	266.6
6	<b>1'37.864</b>	22.609	22.315	27.392	25.548	268.0
7	<b>1'37.121</b>	22.547	21.974	27.135	25.465	268.7
8	<b>1'37.264</b>	22.513	22.029	27.237	25.485	268.0
9	1'38.544 P	22.681	22.235*	28.414	25.214	267.3
10	10'54.401	17.644	24.101	27.901	25.807	
11	<b>1'37.126</b>	22.751	21.898	27.124	25.353	261.0
12	<b>1'36.641</b>	22.517	21.854	26.945	25.325	264.5
13	<b>1'36.589</b>	22.544	21.842	26.943	25.260	262.4
	unfinished	25.674	22.463	27.211	263.1	

9th	75	Albert ARENAS	Inde GASGAS Aspar	SPA		
		Runs=2	Total laps=12	Full laps=7		
1	2'38.565	19.419	23.180	27.811	27.308	
2	1'38.651 *	22.993	22.155	27.610*	25.893*	262.4
3	<b>1'38.743</b>	22.784	22.031	27.506	26.422	263.8
4	<b>1'37.653</b>	22.692	22.004	27.401	25.556	265.2
5	<b>1'45.114</b>	22.874	22.042	34.540	25.658	263.1
6	<b>1'37.095</b>	22.476	21.834	27.315	25.470	265.9
7	<b>1'36.970</b>	22.479	21.840	27.141	25.510	266.6
8	<b>1'36.648</b>	22.376	21.762	27.067	25.443	266.6
	unfinished	22.469				264.5
9	1'34.331	17.381	22.960	27.984	26.006	
10	1'53.571 P	22.865	21.991			257.6
11	4'28.042 *	17.382	23.297	28.438	25.950*	

7th	96	Jake DIXON	Inde GASGAS Aspar	GBR		
		Runs=1	Total laps=17	Full laps=12		
1	2'45.983	19.204	23.812	28.122	27.165	
2	<b>1'39.160</b>	23.061	22.417	28.025	25.657	263.1
3	<b>1'37.280</b>	22.587	21.884	27.302	25.507	263.1
4	<b>1'37.600</b>	22.488	21.953	27.540	25.619	263.1
5	<b>1'36.949</b>	22.467	21.813	27.141	25.528	261.0
6	<b>1'40.018</b>	24.678	22.498	27.420	25.422	262.4
7	<b>1'37.031</b>	22.539	21.835	27.239	25.418	264.5
8	<b>1'36.677</b>	22.410	21.774	27.086	25.407	263.8
9	1'40.129 P	22.486	21.989	30.526	25.128	264.5
10	13'08.092	18.666	23.604	27.923	25.744	
11	<b>1'40.337</b>	22.702	24.126	28.001	25.508	257.6
12	<b>1'36.655</b>	22.492	21.744	27.108	25.311	257.6
13	1'36.430 *	22.497	21.655	26.967	25.311*	258.3
14	<b>1'37.423</b>	22.376	21.786	26.991	26.270	258.3
15	1'56.039 *	22.480	25.040	33.601*	34.918	258.3
16	<b>1'36.792</b>	22.494	21.810	27.193	25.295	262.4
17	<b>1'36.610</b>	22.459	21.728	27.150	25.273	262.4

10th	7	Barry BALTUS	RW Racing GP	BEL		
		Runs=1	Total laps=18	Full laps=11		
1	2'29.521	17.986	24.947	29.243	26.008	
2	<b>1'38.718</b>	22.941	22.151	27.828	25.798	258.3
3	<b>1'37.567</b>	22.793	21.950	27.331	25.493	258.3
4	<b>1'37.769</b>	22.615	22.038	27.518	25.598	259.0
5	<b>1'37.466</b>	22.644	22.054	27.296	25.472	259.6
6	<b>1'37.282</b>	22.594	22.037	27.194	25.457	259.6
7	<b>1'37.352</b>	22.593	21.909	27.293	25.557	260.3
8	1'37.279 *	22.525	21.900	27.212	25.642*	259.6
9	1'41.733 *	22.644	22.520	30.320*	26.249	258.3
10	<b>1'37.293</b>	22.556	21.956	27.262	25.519	260.3
11	1'40.478 P	22.533	22.111	28.776	27.058	259.6
12	11'55.969	20.938	25.002	29.547	27.211	
13	<b>1'37.313</b>	22.744	21.913	27.064	25.592	257.6
14	1'36.991 *	22.487	21.653	27.292	25.559*	259.0
15	<b>1'36.772</b>	22.613	21.799	26.998	25.362	261.0
16	1'37.248 *	22.386	21.693	27.671*	25.498	258.3
17	<b>1'36.846</b>	22.511	21.760	27.213	25.362	260.3
18	<b>1'38.350</b>	22.933	22.596	27.265	25.556	259.6

8th	79	Ai OGURA	IDEMITSU Honda Te	JPN		
		Runs=1	Total laps=16	Full laps=10		
1	3'08.094 *	18.500	23.055	28.275*	26.492	
2	<b>1'37.720</b>	22.880	21.914	27.207	25.719	266.6
3	<b>1'37.485</b>	22.740	21.853	27.233	25.659	265.9
4	<b>1'39.334</b>	23.931	22.168	27.562	25.673	265.2
5	<b>1'37.522</b>	22.835	21.918	27.278	25.491	261.7
6	<b>1'37.048</b>	22.481	21.855	27.250	25.462	265.2
7	<b>1'36.947</b>	22.530	21.789	27.119	25.509	265.9
8	<b>1'36.674</b>	22.420	21.811	27.080	25.363	265.2

11th	40	Aron CANET	Flexbox HP40	SPA		
		Runs=2	Total laps=12	Full laps=6		
1	2'44.412	17.484	23.046	28.238	26.550	
2	1'41.624 *	23.22*	25.173	27.749	25.477	265.9
3	<b>1'37.462</b>	22.471	22.097	27.407	25.487	265.2
4	<b>1'37.357</b>	22.457	22.103	27.270	25.527	263.1
5	<b>1'36.907</b>	22.441	21.958	27.146	25.362	267.3
6	<b>1'40.139</b>	24.823	22.640	27.224	25.452	264.5
7	<b>1'36.925</b>	22.358	21.853	27.228	25.486	264.5
8	<b>1'36.803</b>	22.300	21.860	27.237	25.406	265.9
9	1'46.566 P	25.40*	23.465	29.007	28.692	265.2

**Fastest Lap:** Pedro ACOSTA Red Bull KTM Ajo SPA **1'36.166** 22.408 21.557 26.823 25.378

These data/results cannot be reproduced, stored and/or transmitted in whole or in part by any manner of electronic, mechanical, photocopying, recording, broadcasting or otherwise now known or herein after developed without the previous express consent by the copyright owner, except for reproduction in daily press and regular printed publications on sale to the public within 60 days of the event related to those data/results and always provided that copyright symbol appears together as follows below.  
© DORNA, 2022

# Free Practice Nr. 2

Moto2

Lap	Lap Time	T1	T2	T3	T4	Speed	Lap	Lap Time	T1	T2	T3	T4	Speed
10	1'50.855	17.812	23.421	28.665	26.755		15	1'42.035 *	22.513	23.567*	28.667	27.288	263.1
11	1'40.922 *	22.619	22.070	29.714*	26.519*	259.6	16	1'37.483 *	22.643	21.859	27.228	25.753*	261.7
	unfinished	22.779				261.7							

12th 16		Joe ROBERTS		Italtrans Racing Team USA		
Runs=1	Total laps=16	Full laps=11				
1	3'14.598	17.477	23.116	28.088	26.240	
2	1'39.028	23.430	22.289	27.546	25.763	261.7
3	1'38.406	22.902	22.042	27.521	25.941	261.0
4	1'38.349	22.801	22.153	27.633	25.762	261.0
5	1'40.421	22.783	23.653	28.067	25.918	261.0
6	1'37.964	22.723	21.999	27.443	25.799	261.7
7	1'43.452 P	24.06*	22.886	28.793	27.708	262.4
8	13'49.316	18.415	23.046	32.445	26.009	
9	1'37.764	22.885	21.775	27.393	25.711	257.0
10	1'37.023	22.557	21.721	27.301	25.444	259.6
11	1'36.806	22.653	21.663	27.101	25.389	259.0
12	1'37.502 *	22.642	21.718	27.357	25.785*	259.6
13	1'37.307	22.610	21.743	27.274	25.680	258.3
14	1'39.895 *	22.676	23.176*	28.210	25.833	258.3
15	1'37.557	22.616	21.774	27.399	25.768	258.3
16	1'41.010	22.736	22.098	29.029	27.147	258.3

13th 62		Stefano MANZI		Yamaha VR46 Master ITA		
Runs=2	Total laps=14	Full laps=9				
1	2'26.686	18.026	23.247	28.064	25.883	
2	1'38.482	23.100	22.169	27.639	25.574	259.6
3	1'37.900 *	22.783	22.009	27.450*	25.658*	259.6
4	1'37.766	22.903	22.043	27.393	25.427	260.3
5	1'37.406	22.655	22.053	27.350	25.348	262.4
6	1'37.161	22.607	21.903	27.375	25.276	261.7
7	1'54.213	27.311	29.384	31.568	25.950	262.4
8	1'37.624	22.811	21.992	27.431	25.390	261.0
9	1'49.832 P	22.658	21.984	35.813*	29.377	261.7
10	10'43.787 *	18.422	23.438	27.840*	25.903*	
11	1'37.447	22.834	21.848	27.258	25.507	256.3
12	1'36.948	22.676	21.905	27.115	25.252	257.6
13	1'36.877	22.553	21.914	27.157	25.253	257.6
	unfinished	22.402	21.798	27.199		257.6

14th 9		Jorge NAVARRO		Flexbox HP40 SPA		
Runs=2	Total laps=16	Full laps=8				
1	2'39.126	19.200	23.399	28.187	27.056	
2	1'38.364	22.894	22.304	27.450	25.716	264.5
3	1'37.980	22.590	22.160	27.406	25.824	265.2
4	1'37.691	22.631	22.042	27.293	25.725	265.2
5	1'37.510	22.571	22.032	27.342	25.565	265.2
6	1'37.524	22.536	22.109	27.214	25.665	265.2
7	1'41.916 P	22.798	23.527	27.891	27.700	264.5
8	8'14.418	21.636	22.628	27.753	26.697	
9	1'40.259 *	24.058	22.522	27.453	26.226*	259.6
10	1'40.330 P	22.841	22.099	29.392	25.998	261.0
11	8'44.726	17.612	23.389	28.832	27.151	
12	1'40.767	22.705	21.921	27.231	28.910	263.8
13	1'37.204	22.615	21.894	27.111	25.584	262.4
14	1'37.036	22.520	21.941	27.079	25.496	263.1

15th 64		Bo BENDSNEYDER		Pertamina Mandalika NED		
Runs=2	Total laps=16	Full laps=7				
1	2'14.919	16.161	22.959	28.023	26.124	
2	1'39.546 *	23.70*	22.349	27.778	25.710	262.4
3	1'38.083	22.899	21.998	27.496	25.690	261.7
4	1'38.777	23.151	22.124	27.799	25.703	264.5
5	1'38.372	22.963	22.169	27.657	25.583	261.7
6	1'37.875	22.782	22.084	27.473	25.536	261.7
7	1'40.410 P	22.827	22.706	28.497	26.380	262.4
8	8'36.855	25.909	22.913	27.660	25.934	
9	1'37.891 *	23.297	21.820	27.333	25.441*	259.0
10	1'37.037	22.707	21.750	27.113	25.467	258.3
11	1'37.039	22.671	21.765	27.199	25.404	258.3
12	1'36.202 P	22.762	21.806	27.292	24.342	257.6
13	8'51.837	17.713	22.909	28.613	25.479	
14	1'37.097	22.720	21.774	27.247	25.356	261.0
15	1'39.030 *	22.560	23.398*	27.474	25.598	263.1
16	1'37.317 *	22.661	21.781	27.396	25.479*	263.1

16th 42		Marcos RAMIREZ		MV Agusta Forward R SPA		
Runs=1	Total laps=16	Full laps=7				
1	2'28.864	23.881	25.174	28.189	26.203	
2	1'40.352	23.163	22.406	27.847	26.936	261.0
3	1'38.666	23.053	22.041	27.737	25.835	260.3
4	1'38.373	23.025	22.094	27.635	25.619	255.6
5	1'39.686 *	21.93*	24.294	27.557	25.901	263.1
6	1'37.814	22.738	22.006	27.428	25.642	263.8
7	1'40.466 *	24.54*	22.496	27.608	25.820	265.2
8	1'38.284 *	22.884	22.078	27.435	25.887*	263.1
9	1'39.442 P	22.949	22.042	27.725	26.726	261.7
10	14'57.779	19.213	22.877	27.866	30.068	
11	1'37.043	22.793	21.699	27.110	25.441	259.6
12	1'36.982 *	22.620	21.720	27.183	25.459*	258.3
13	1'36.600 *	21.74*	21.897	27.172	25.786	258.3
14	1'55.990 *	22.663	23.710	33.258*	36.359	260.3
15	1'38.344	22.882	22.624	27.375	25.463	261.7
16	1'37.336	22.620	21.885	27.278	25.553	261.7

17th 2		Gabriel RODRIGO		Pertamina Mandalika ARG		
Runs=2	Total laps=16	Full laps=8				
1	2'41.589	19.219	24.223	28.565	26.562	
2	1'40.471	23.670	22.685	27.945	26.171	265.2
3	1'38.650	22.823	22.163	27.745	25.919	263.8
4	1'43.748 *	22.870	22.123	32.412*	26.343	263.1
5	1'38.484	22.927	22.259	27.589	25.709	266.6
6	1'38.064	22.730	22.115	27.383	25.836	262.4
7	1'43.235 *	26.13*	23.077	28.033	25.990	265.9
8	1'38.740	23.196	22.227	27.558	25.759	263.1
9	1'38.750	22.887	22.434	27.636	25.793	264.5
10	1'48.061 P	24.59*	25.439	28.481	29.543	263.8
11	12'58.921	20.307	23.537	28.417	26.579	
12	1'37.727	22.805	21.990	27.319	25.613	263.1
13	1'37.726 *	22.774	22.043	27.333	25.576*	261.7

<b>Fastest Lap:</b>	Pedro ACOSTA	Red Bull KTM Ajo	SPA	1'36.166	22.408	21.557	26.823	25.378
---------------------	--------------	------------------	-----	----------	--------	--------	--------	--------

These data/results cannot be reproduced, stored and/or transmitted in whole or in part by any manner of electronic, mechanical, photocopying, recording, broadcasting or otherwise now known or herein after developed without the previous express consent by the copyright owner, except for reproduction in daily press and regular printed publications on sale to the public within 60 days of the event related to those data/results and always provided that copyright symbol appears together as follows below.  
© DORNA, 2022



# Free Practice Nr. 2

# Moto2

Lap	Lap Time	T1	T2	T3	T4	Speed	Lap	Lap Time	T1	T2	T3	T4	Speed
14	<b>1'37.059</b>	22.562	21.905	27.198	25.394	260.3	10	<b>1'37.645</b>	22.804	21.975	27.223	25.643	257.6
15	1'37.822 *	22.590	22.038	27.633*	25.561	260.3	11	<b>1'37.177</b>	22.925	<b>21.720</b>	<b>27.104</b>	<b>25.428</b>	259.0
	unfinished	22.639				261.7	12	1'37.440 *	22.761	21.847	27.141 *	25.691 *	259.6

## 18th 19 Lorenzo DALLA PO Italtrans Racing Team ITA

Runs=1	Total laps=17	Full laps=10
1	2'36.846	23.531 24.639 28.556 26.569
2	<b>1'38.848</b>	23.034 22.322 27.601 25.891 263.1
3	<b>1'37.918</b>	22.738 22.169 27.370 25.641 264.5
4	<b>1'37.375</b>	22.655 22.077 27.136 25.507 263.8
5	<b>1'37.433</b>	22.538 21.995 27.339 25.561 <b>265.9</b>
6	<b>1'37.148</b>	22.643 22.068 27.076 <b>25.361</b> 263.8
7	<b>1'37.206</b>	22.577 22.015 27.092 25.522 265.9
8	1'37.043 *	<b>22.429</b> <b>21.934</b> <b>27.072</b> 25.608* 264.5
9	2'00.015 P	22.623 24.515 265.9
10	13'35.656	18.860 23.975 27.856 25.888
11	<b>1'38.130</b>	22.882 22.242 27.320 25.686 260.3
12	<b>1'37.509</b>	22.666 22.072 27.091 25.680 260.3
13	<b>1'37.783</b>	22.738 21.981 27.159 25.905 262.4
14	<b>1'39.764</b>	22.617 22.028 27.277 27.842 263.8
15	1'42.624 *	25.475 23.709 27.728* 25.712 265.9
16	1'52.797 *	22.803 25.988* 262.4
17	1'42.680 *	22.789 22.046 30.975 26.870 262.4

## 19th 24 Simone CORSI MV Agusta Forward R ITA

Runs=1	Total laps=18	Full laps=10
1	2'34.754	18.254 23.773 28.381 25.984
2	<b>1'38.240</b>	22.949 22.210 27.429 25.652 263.1
3	<b>1'37.151</b>	22.598 <b>21.876</b> 27.339 <b>25.338</b> <b>263.8</b>
4	<b>1'37.313</b>	22.537 21.876 <b>27.241</b> 25.659 263.8
5	<b>1'37.729</b>	<b>22.531</b> 22.061 27.406 25.731 263.8
6	<b>1'38.307</b>	22.815 22.246 27.626 25.620 262.4
7	<b>1'38.497</b>	22.908 22.344 27.617 25.628 262.4
8	1'38.322 *	22.734 22.132 27.654 25.802* 262.4
9	<b>1'38.367</b>	22.717 22.264 27.607 25.779 263.1
10	<b>1'38.522</b>	22.821 22.223 27.744 25.734 262.4
11	1'42.465 P	22.941 22.301 27.631 29.592 260.3
12	12'00.017 *	19.030 22.910 27.901* 25.873
13	<b>1'41.028</b>	22.791 22.022 27.958 28.257 258.3
14	1'42.165 *	25.246 23.239 27.721 25.959* 252.4
15	<b>1'42.472</b>	22.875 25.829 28.043 25.725 258.3
16	1'37.504 *	22.581 21.999 27.358* 25.566 260.3
17	1'39.375 *	22.700 22.914* 27.836 25.925 261.0
18	1'45.099 *	23.840 23.333 31.182 26.744* 259.0

## 20th 18 Manuel GONZALEZ Yamaha VR46 Master SPA

Runs=3	Total laps=16	Full laps=4
1	2'44.224 P	18.163 23.581 31.648 28.092
2	4'35.966 *	17.778 23.306 28.041* 26.206*
3	1'38.885 *	22.972 22.336 27.825* 25.752* 263.1
4	<b>1'38.307</b>	22.848 22.071 27.598 25.790 263.8
5	1'38.522 *	22.784 22.031 27.439* 26.268* 263.1
6	1'41.516 *	23.117 21.974 27.537 28.888* 261.7
7	1'38.144 *	22.795 22.080 27.444* 25.825* <b>264.5</b>
8	1'36.365 P	22.704 22.035 27.497 24.129 264.5
9	7'26.166	17.308 23.078 27.750 25.780

## 21st 54 Fermín ALDEGUER MB Conveyors Speed SPA

Runs=1	Total laps=16	Full laps=5
1	2'03.437	16.846 23.692 28.510 26.422
2	<b>1'38.331</b>	22.937 22.173 27.431 25.790 260.3
3	1'38.778 *	22.669 22.154 27.710* 26.245 261.0
4	<b>1'38.141</b>	22.754 22.137 27.681 25.569 263.1
5	<b>1'37.355</b>	22.621 <b>21.948</b> <b>27.321</b> <b>25.465</b> 261.7
6	<b>1'37.254</b>	<b>22.518</b> 21.959 <b>27.276</b> 25.501 264.5
7	1'49.300 *	29.32* 24.856 28.801 26.323 <b>265.9</b>
8	1'42.135 P	22.698 22.063 30.499* 26.875 262.4
9	15'32.416	17.712 23.758 28.606 26.785
10	<b>1'45.154</b>	22.762 22.081 33.069 27.242 257.0
11	1'47.119 *	26.43* 25.422 28.388 26.875 261.7
12	1'38.603 *	22.560 22.055 27.540* 26.448* 262.4
13	1'44.503 *	22.696 21.979 27.455* 32.373* 260.3
14	1'41.290 *	22.699 22.075 30.104* 26.412 260.3
15	1'40.006 *	22.777 22.783* 28.129 26.317 261.7
16	1'38.284 *	22.680 22.087 27.443 26.074* 260.3

## 22nd 21 Alonso LOPEZ MB Conveyors Speed SPA

Runs=2	Total laps=14	Full laps=5
1	2'01.696	16.437 23.757 28.459 26.167
2	1'38.512 *	22.933 22.153 27.482* 25.944* 259.0
3	<b>1'39.158</b>	22.783 22.976 27.733 25.666 259.0
4	1'38.039 *	22.756 22.087 27.618* 25.578* 259.6
5	<b>1'37.837</b>	22.675 21.981 27.576 25.605 258.3
6	<b>1'37.777</b>	22.693 22.021 <b>27.351</b> 25.712 <b>261.7</b>
7	1'45.577 P	24.21* 24.086 29.321 27.951 261.7
8	6'05.039	17.432 24.362 28.582 26.336
9	1'40.293 *	22.889 22.189 28.424* 26.791 256.3
	unfinished	22.892 22.164 27.604 258.3
10	1'34.634 *	16.879 23.007 28.971* 25.777
11	1'38.501 *	22.783 21.892 27.391* 26.435 258.3
12	1'37.654 *	22.680 <b>21.803</b> 27.629* 25.542* 260.3
13	<b>1'37.383</b>	<b>22.540</b> 21.872 27.381 <b>25.590</b> 259.0

## 23rd 6 Cameron BEAUBIE American Racing USA

Runs=1	Total laps=17	Full laps=10
1	3'13.562	17.195 23.264 28.480 26.414
2	<b>1'40.748</b>	24.651 22.384 27.594 26.119 261.0
3	<b>1'39.117</b>	22.759 21.948 27.436 26.974 263.1
4	<b>1'37.878</b>	22.675 22.012 27.620 25.571 263.1
5	<b>1'37.428</b>	22.495 22.140 27.304 25.489 263.1
6	<b>1'37.626</b>	22.620 22.061 27.380 25.565 262.4
7	<b>1'39.109</b>	22.533 21.981 27.291 27.304 261.7
8	<b>1'38.585</b>	22.922 22.192 27.723 25.748 260.3
9	1'38.692 *	22.770 22.464* 27.669 25.789 261.7
10	<b>1'41.288</b>	22.870 22.200 27.610 28.608 259.0

**Fastest Lap:** Pedro ACOSTA Red Bull KTM Ajo SPA **1'36.166** 22.408 21.557 26.823 25.378

These data/results cannot be reproduced, stored and/or transmitted in whole or in part by any manner of electronic, mechanical, photocopying, recording, broadcasting or otherwise now known or herein after developed without the previous express consent by the copyright owner, except for reproduction in daily press and regular printed publications on sale to the public within 60 days of the event related to those data/results and always provided that copyright symbol appears together as follows below.  
© DORNA, 2022

## Free Practice Nr. 2

## Moto2

Lap	Lap Time	T1	T2	T3	T4	Speed	Lap	Lap Time	T1	T2	T3	T4	Speed
11	1'55.351 P	23.018	22.276			258.3	6	<b>1'37.798</b>	22.552	22.180	<b>27.273</b>	25.793	263.1
12	12'48.902	17.516	23.058	28.336	25.966		7	<b>1'42.105</b>	22.631	22.399	30.566	26.509	263.1
13	<b>1'40.211</b>	23.238	22.344	28.439	26.190	260.3	8	1'42.449 *	22.715	22.183	30.425*	27.126*	<b>263.8</b>
14	<b>1'39.560</b>	22.532	21.999	27.356	27.673	260.3	9	1'51.720 P	28.467	25.637	28.715*	28.901	260.3
15	1'36.925 *	22.456	<b>21.903</b>	27.099*	<b>25.467</b>	262.4	10	15'22.590	17.698	22.811	27.984	25.932	
16	1'42.234 *	22.490	22.735*	29.029	27.980	<b>264.5</b>	11	1'42.719 *	23.04*	22.135	30.978*	26.560	261.0
17	1'37.361 *	<b>22.421</b>	21.929	<b>27.209</b>	25.802*	264.5	12	1'38.845 *	23.065	<b>22.035</b>	27.557	26.188*	257.6

**24th 13 Celestino VIETTI** Mooney VR46 Racing ITA  
 Runs=1 Total laps=19 Full laps=12

1	2'44.235	17.063	24.034	28.762	26.596	
2	1'42.557 *	23.61*	25.277	27.910	25.760	264.5
3	<b>1'37.977</b>	22.756	22.090	27.341	25.790	<b>265.2</b>
4	<b>1'39.239</b>	22.712	22.140	27.899	26.488	264.5
5	<b>1'38.349</b>	22.840	22.184	27.557	25.768	264.5
6	<b>1'38.303</b>	22.796	22.166	27.449	25.892	263.8
7	1'42.708 *	25.37*	23.204	27.979	26.148	258.3
8	<b>1'38.281</b>	22.779	22.214	27.467	25.821	262.4
9	1'52.391 P	27.56*	28.131*	29.027	27.672	261.0
10	10'22.519	17.376	23.104	28.147	25.996	
11	<b>1'38.223</b>	23.005	22.168	27.341	25.709	259.0
12	<b>1'37.454</b>	22.621	21.960	27.367	<b>25.506</b>	259.6
13	<b>1'37.430</b>	22.570	22.026	<b>27.228</b>	25.606	261.0
14	<b>1'41.352</b>	22.553	<b>21.863</b>	31.095	25.841	261.0
15	<b>1'37.969</b>	22.755	22.025	27.436	25.753	259.0
16	1'37.948 *	22.624	22.078*	27.447	25.799	260.3
17	<b>1'38.041</b>	22.683	22.074	27.388	25.896	260.3
18	1'37.953 *	22.564	22.145*	27.489	25.755	261.7
19	<b>1'37.618</b>	<b>22.491</b>	22.033	27.417	25.677	263.1

**25th 52 Jeremy ALCOBA** Liqui Moly Intact GP SPA  
 Runs=1 Total laps=16 Full laps=11

1	3'01.845	18.640	27.179	29.099	26.215	
2	<b>1'38.230</b>	22.750	22.133	27.638	25.709	263.1
3	<b>1'37.781</b>	22.655	22.107	27.399	25.620	265.9
4	<b>1'37.483</b>	22.535	22.085	<b>27.267</b>	<b>25.596</b>	265.2
5	<b>1'37.703</b>	<b>22.515</b>	<b>22.037</b>	27.369	25.782	265.9
6	<b>1'38.428</b>	22.815	22.262	27.360	25.991	263.8
7	<b>1'39.827</b>	22.862	23.277	27.786	25.902	<b>266.6</b>
8	1'47.350 P	22.832	22.061			265.2
9	13'46.325	17.021	22.998	28.020	26.312	
10	<b>1'39.970</b>	23.268	22.361	27.719	26.622	258.3
11	<b>1'39.139</b>	22.972	22.373	27.661	26.133	260.3
12	1'39.558 *	22.995	22.352	27.936*	26.275*	259.6
13	<b>1'38.986</b>	22.998	22.311	27.619	26.058	261.0
14	1'40.143 *	22.972	22.540*	27.998*	26.633	259.0
15	<b>1'44.079</b>	22.955	22.362	29.772	28.990	259.0
16	<b>1'40.458</b>	22.994	22.406	27.722	27.336	261.0

**26th 84 Zonta VAN DEN GO** RW Racing GP NED  
 Runs=1 Total laps=16 Full laps=7

1	2'08.102	16.590	23.376	28.342	26.308	
2	<b>1'39.122</b>	23.053	22.320	27.690	26.059	262.4
3	<b>1'39.081</b>	22.918	22.382	27.749	26.032	259.6
4	<b>1'38.916</b>	22.935	22.356	27.546	26.079	261.0
5	<b>1'38.080</b>	22.774	22.193	27.338	<b>25.775</b>	263.1

**27th 12 Filip SALAC** Gresini Racing Moto2 CZE  
 Runs=3 Total laps=13 Full laps=1

1	3'01.752	17.018	23.529	31.568	27.818	
2	1'42.913 P	23.387	22.530	30.605*	26.391	259.0
3	7'45.653	17.108	23.935	28.557	28.549	
4	1'39.788 *	22.819	22.230	27.956*	26.783	262.4
5	1'46.875 *	22.815	22.328			<b>265.2</b>
6	1'39.317 *	22.967	22.419	27.746	26.185	263.1
7	1'39.463 P	22.974	22.397	27.737	26.355	262.4
8	13'04.278	19.924	23.827	29.938	28.161	
9	1'45.444 *	23.146	28.278	27.985	26.035*	258.3
10	1'43.862 *	22.924	22.906	32.225*	<b>25.807</b>	259.6
11	1'39.334 *	22.679	<b>21.911</b>	28.335*	26.409	261.0
12	<b>1'37.946</b>	22.608	22.101	27.400	25.837	263.1
13	4'03.618 P	<b>22.479</b>	21.994	<b>27.166</b>	2'51.979	263.1

**28th 61 Alessandro ZACCO** Gresini Racing Moto2 ITA  
 Runs=2 Total laps=14 Full laps=5

1	2'41.464	18.258	24.333	28.772	26.961	
2	<b>1'40.919</b>	23.666	22.620	28.270	26.363	259.6
3	1'39.015 *	23.039	22.274	27.679*	26.023	<b>262.4</b>
4	<b>1'39.217</b>	22.958	22.172	27.977	26.110	261.0
5	1'41.048 P	23.084	22.362	28.602	27.000	257.0
6	5'45.649 *	21.489	24.464	28.380*	27.054	
7	1'40.295 *	23.334	22.785*	27.972*	26.204*	259.0
8	1'40.679 P	23.048	22.512	28.391	26.728	259.6
9	13'08.668	19.671	24.559	29.476	26.438	
10	1'39.087 *	23.069	22.309	27.582*	26.127*	255.6
11	<b>1'38.373</b>	23.030	22.128	<b>27.304</b>	<b>25.911</b>	255.6
12	1'49.595 *	25.694	25.298*	31.550	27.053	257.6
13	<b>1'42.029</b>	22.849	<b>22.019</b>	29.992	27.169	257.0
14	<b>1'38.170</b>	<b>22.728</b>	22.074	27.422	25.946	259.6

**29th 28 Niccolò ANTONELL** Mooney VR46 Racing ITA  
 Runs=2 Total laps=18 Full laps=12

1	2'44.798	16.883	24.299	29.731	27.078	
2	<b>1'42.736</b>	24.029	24.681	27.997	26.029	<b>266.6</b>
3	<b>1'38.870</b>	22.807	22.536	27.711	25.816	265.2
4	<b>1'38.723</b>	22.903	22.352	27.616	25.852	265.9
5	1'38.450 *	22.872	22.252	27.525*	25.801*	265.9
6	<b>1'38.171</b>	<b>22.708</b>	<b>22.207</b>	27.469	25.787	265.2
7	<b>1'41.913</b>	23.909	24.007	27.928	26.069	266.6
8	<b>1'38.406</b>	22.836	22.214	27.582	25.774	265.2
9	<b>1'38.911</b>	23.157	22.364	27.576	25.814	264.5

**Fastest Lap:** Pedro ACOSTA Red Bull KTM Ajo SPA **1'36.166** 22.408 21.557 26.823 25.378

These data/results cannot be reproduced, stored and/or transmitted in whole or in part by any manner of electronic, mechanical, photocopying, recording, broadcasting or otherwise now known or herein after developed without the previous express consent by the copyright owner, except for reproduction in daily press and regular printed publications on sale to the public within 60 days of the event related to those data/results and always provided that copyright symbol appears together as follows below.  
© DORNA, 2022



# Free Practice Nr. 2

Moto2

Lap	Lap Time	T1	T2	T3	T4	Speed	Lap	Lap Time	T1	T2	T3	T4	Speed
10	<b>1'38.312</b>	22.777	22.265	27.558	25.712	263.8							
11	1'44.322 P	25.481*	23.422	28.394	27.017	252.4							
12	12'00.999 *	17.951	23.775	27.964*	26.580								
13	<b>1'39.191</b>	23.042	22.334	27.521	26.294	259.0							
14	<b>1'38.740</b>	22.948	22.448	27.460	25.884	259.0							
15	<b>1'38.529</b>	22.856	22.296	27.498	25.879	261.0							
16	<b>1'38.610</b>	22.912	22.260	27.523	25.915	261.0							
17	1'40.529 *	22.895	22.410*	27.604	27.620	261.7							
	unfinished	23.022	22.338	35.986		262.4							

**30th** **4** Sean Dylan KELLY American Racing USA  
 Runs=1 Total laps=20 Full laps=11

1	2'11.365	16.514	23.503	28.470	26.855								
2	<b>1'40.990</b>	23.629	22.789	27.864	26.708	258.3							
3	<b>1'40.018</b>	23.457	22.584	27.783	26.194	258.3							
4	<b>1'42.551</b>	23.492	22.534	30.073	26.452	260.3							
5	<b>1'39.848</b>	23.300	22.596	27.772	26.180	260.3							
6	<b>1'39.576</b>	23.256	22.480	27.797	26.043	260.3							
7	<b>1'39.679</b>	23.306	22.397	27.749	26.227	260.3							
8	1'39.294 *	23.168	22.320	27.729	26.077*	260.3							
9	1'43.814 *	23.175	22.420	31.612*	26.607	261.0							
10	<b>1'41.347</b>	23.321	22.543	29.195	26.288	261.0							
11	<b>1'39.203</b>	23.203	22.362	27.639	25.999	259.6							
12	1'40.792 P	23.276	22.339	28.066	27.111	257.6							
13	8'39.352 *	16.733	23.328	28.328*	26.584*								
14	<b>1'43.111</b>	23.293	22.317	27.787	29.714	258.3							
15	<b>1'42.029</b>	23.366	22.369	29.778	26.516	259.0							
16	1'39.223 *	23.218	22.242	27.568*	26.195*	259.0							
17	<b>1'44.427</b>	23.152	22.242	29.167	29.866	258.3							
18	1'39.804 *	23.309	22.597	27.712*	26.186*	259.0							
19	1'41.927 *	23.292	22.371*	27.925	28.339	259.6							
20	1'40.377 *	23.171	22.292	28.560	26.354*	260.3							

**Fastest Lap:** Pedro ACOSTA Red Bull KTM Ajo SPA **1'36.166** 22.408 21.557 26.823 25.378

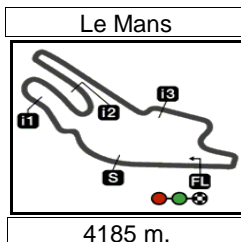
These data/results cannot be reproduced, stored and/or transmitted in whole or in part by any manner of electronic, mechanical, photocopying, recording, broadcasting or otherwise now known or herein after developed without the previous express consent by the copyright owner, except for reproduction in daily press and regular printed publications on sale to the public within 60 days of the event related to those data/results and always provided that copyright symbol appears together as follows below.  
 © DORNA, 2022

Official MotoGP Timing by TISSOT  
 www.motogp.com

Le Mans, Friday, May 13, 2022

Page 6 of 6





Results and timing service provided by **TISSOT**

**Moto2™**

## SHARK GRAND PRIX DE FRANCE

### Free Practice Nr. 2

### Best Partial Times

*IT* Ideal Lap Time, sum of the best partial times

*BT* Best Lap Time


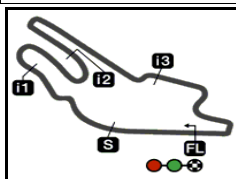
<b>T1</b>		<b>T2</b>		<b>T3</b>		<b>T4</b>				<i>IT</i>	<i>BT</i>	
Pos	Rider	Time	Rider	Time	Rider	Time	Rider	Time	Pos	Rider		
1	P.ACOSTA	22.237	A.FERNANDEZ	21.533	P.ACOSTA	26.823	A.FERNANDEZ	25.101	1	P.ACOSTA	1'35.935	1'36.166 (1)
2	A.CANET	<b>22.300</b>	P.ACOSTA	<b>21.557</b>	S.CHANTRA	<b>26.849</b>	S.LOWES	<b>25.112</b>	2	A.FERNANDEZ	1'35.961	1'36.394 (3)
3	A.FERNANDEZ	22.346	A.OGURA	21.608	M.SCHROTTER	26.943	S.CHANTRA	25.218	3	S.CHANTRA	1'36.080	1'36.328 (2)
4	S.CHANTRA	<b>22.352</b>	S.LOWES	<b>21.636</b>	T.ARBOLINO	<b>26.948</b>	T.ARBOLINO	<b>25.244</b>	4	J.DIXON	1'36.271	1'36.610 (7)
5	A.ARENAS	22.376	B.BALTUS	21.653	J.DIXON	26.967	S.MANZI	25.252	5	A.OGURA	1'36.297	1'36.630 (8)
6	J.DIXON	<b>22.376</b>	J.DIXON	<b>21.655</b>	A.FERNANDEZ	<b>26.981</b>	A.OGURA	<b>25.258</b>	6	S.LOWES	1'36.327	1'36.403 (4)
7	B.BALTUS	22.386	S.CHANTRA	21.661	B.BALTUS	26.998	M.SCHROTTER	25.260	7	T.ARBOLINO	1'36.336	1'36.517 (5)
8	T.ARBOLINO	<b>22.392</b>	J.ROBERTS	<b>21.663</b>	A.OGURA	<b>27.011</b>	J.DIXON	<b>25.273</b>	8	B.BALTUS	1'36.399	1'36.772 (10)
9	S.MANZI	22.402	M.RAMIREZ	21.699	A.ARENAS	27.067	P.ACOSTA	25.318	9	M.SCHROTTE	1'36.558	1'36.589 (6)
10	A.OGURA	<b>22.420</b>	M.GONZALEZ	<b>21.720</b>	L.DALLA PORTA	<b>27.072</b>	S.CORSI	<b>25.338</b>	10	S.MANZI	1'36.567	1'36.877 (13)
11	C.BEAUBIER	22.421	B.BENDSNEYDE	21.750	J.NAVARRO	27.079	B.BENDSNEYDE	25.356	11	A.ARENAS	1'36.648	1'36.648 (9)
12	L.DALLA PORTA	<b>22.429</b>	T.ARBOLINO	<b>21.752</b>	S.LOWES	<b>27.080</b>	L.DALLA PORTA	<b>25.361</b>	12	A.CANET	1'36.661	1'36.803 (11)
13	F.SALAC	22.479	A.ARENAS	21.762	J.ROBERTS	27.101	B.BALTUS	25.362	13	J.ROBERTS	1'36.710	1'36.806 (12)
14	C.VIETTI	<b>22.491</b>	S.MANZI	<b>21.798</b>	M.GONZALEZ	<b>27.104</b>	A.CANET	<b>25.362</b>	14	B.BENDSNEY	1'36.779	1'37.037 (15)
15	S.LOWES	22.499	A.LOPEZ	21.803	M.RAMIREZ	27.110	J.ROBERTS	25.389	15	L.DALLA POR	1'36.796	1'37.148 (18)
16	J.NAVARRO	<b>22.513</b>	M.SCHROTTER	<b>21.842</b>	B.BENDSNEYDE	<b>27.113</b>	G.RODRIGO	<b>25.394</b>	16	M.RAMIREZ	1'36.870	1'37.043 (16)
17	M.SCHROTTER	22.513	A.CANET	21.853	S.MANZI	27.115	M.GONZALEZ	25.428	17	M.GONZALEZ	1'36.898	1'37.177 (20)
18	J.ALCOBA	<b>22.515</b>	J.NAVARRO	<b>21.859</b>	A.CANET	<b>27.146</b>	M.RAMIREZ	<b>25.441</b>	18	J.NAVARRO	1'36.947	1'37.036 (14)
19	F.ALDEGUER	22.518	C.VIETTI	21.863	F.SALAC	27.166	A.ARENAS	25.443	19	S.CORSI	1'36.986	1'37.151 (19)
20	S.CORSI	<b>22.531</b>	S.CORSI	<b>21.876</b>	G.RODRIGO	<b>27.198</b>	F.ALDEGUER	<b>25.465</b>	20	C.BEAUBIER	1'37.000	1'37.428 (23)
21	A.LOPEZ	22.540	C.BEAUBIER	21.903	C.BEAUBIER	27.209	C.BEAUBIER	25.467	21	G.RODRIGO	1'37.059	1'37.059 (17)
22	Z.VAN DEN GOO	<b>22.552</b>	G.RODRIGO	<b>21.905</b>	C.VIETTI	<b>27.228</b>	J.NAVARRO	<b>25.496</b>	22	C.VIETTI	1'37.088	1'37.430 (24)
23	J.ROBERTS	22.557	F.SALAC	21.911	S.CORSI	27.241	C.VIETTI	25.506	23	F.ALDEGUER	1'37.207	1'37.254 (21)
24	B.BENDSNEYDE	<b>22.560</b>	L.DALLA PORTA	<b>21.934</b>	J.ALCOBA	<b>27.267</b>	A.LOPEZ	<b>25.590</b>	24	A.LOPEZ	1'37.284	1'37.383 (22)

These data/results cannot be reproduced, stored and/or transmitted in whole or in part by any manner of electronic, mechanical, photocopying, recording, broadcasting or otherwise now known or herein after developed without the previous express consent by the copyright owner, except for reproduction in daily press and regular printed publications on sale to the public within 60 days of the event related to those data/results and always provided that copyright symbol appears together as follows below.  
© DORNA, 2022

Official MotoGP Timing by **TISSOT**  
www.motogp.com



Le Mans

Results and timing service provided by  TISSOT

4185 m.

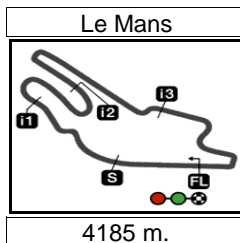
**SHARK GRAND PRIX DE FRANCE****Free Practice Nr. 2****Best Partial Times****Moto2™***IT* Ideal Lap Time, sum of the best partial times*BT* Best Lap Time

<b>T1</b>			<b>T2</b>			<b>T3</b>			<b>T4</b>				
<i>Pos</i>	<i>Rider</i>	<i>Time</i>	<i>Rider</i>	<i>Time</i>	<i>Rider</i>	<i>Time</i>	<i>Rider</i>	<i>Time</i>	<i>Pos</i>	<i>Rider</i>	<i>IT</i>	<i>BT</i>	
25	G.RODRIGO	22.562	F.ALDEGUER	21.948	Z.VAN DEN GOO	27.273	J.ALCOBA	25.596	25	<b>F.SALAC</b>	1'37.363	1'37.946 (27)	
26	<b>M.RAMIREZ</b>	<b>22.620</b>	<b>A.ZACCONE</b>	<b>22.019</b>	<b>F.ALDEGUER</b>	<b>27.276</b>	<b>N.ANTONELLI</b>	<b>25.712</b>	26	<b>J.ALCOBA</b>	1'37.415	1'37.483 (25)	
27	M.GONZALEZ	22.646	Z.VAN DEN GOO	22.035	A.ZACCONE	27.304	Z.VAN DEN GOO	25.775	27	<b>Z.VAN DEN G</b>	1'37.635	1'37.798 (26)	
28	<b>N.ANTONELLI</b>	<b>22.708</b>	<b>J.ALCOBA</b>	<b>22.037</b>	<b>A.LOPEZ</b>	<b>27.351</b>	<b>F.SALAC</b>	<b>25.807</b>	28	<b>A.ZACCONE</b>	1'37.962	1'38.170 (28)	
29	A.ZACCONE	22.728	N.ANTONELLI	22.207	N.ANTONELLI	27.460	A.ZACCONE	25.911	29	<b>N.ANTONELLI</b>	1'38.087	1'38.171 (29)	
30	<b>S.KELLY</b>	<b>23.152</b>	<b>S.KELLY</b>	<b>22.242</b>	<b>S.KELLY</b>	<b>27.639</b>	<b>S.KELLY</b>	<b>25.999</b>	30	<b>S.KELLY</b>	1'39.032	1'39.203 (30)	

These data/results cannot be reproduced, stored and/or transmitted in whole or in part by any manner of electronic, mechanical, photocopying, recording, broadcasting or otherwise now known or herein after developed without the previous express consent by the copyright owner, except for reproduction in daily press and regular printed publications on sale to the public within 60 days of the event related to those data/results and always provided that copyright symbol appears together as follows below.  
© DORNA, 2022

Official MotoGP Timing by TISSOT  
www.motogp.com





Results and timing service provided by TISSOT

Moto2™

## SHARK GRAND PRIX DE FRANCE

### Free Practice Nr. 2

### Fastest Laps Sequence

<i>Practice Time</i>	<i>Rider</i>	<i>Nation</i>	<i>Motorcycle</i>	<i>Time</i>	<i>Km/h</i>	<i>Rider's Lap</i>
3'41.768	54 <b>Fermín ALDEGUER</b>	SPA	BOSCOSCURO	<b>1'38.331</b>	153.2	2
3'42.966	22 <b>Sam LOWES</b>	GBR	KALEX	<b>1'37.613</b>	154.3	2
4'43.546	35 <b>Somkiat CHANTRA</b>	THA	KALEX	<b>1'37.540</b>	154.4	2
5'19.846	22 <b>Sam LOWES</b>	GBR	KALEX	<b>1'36.880</b>	155.5	3
6'23.419	14 <b>Tony ARBOLINO</b>	ITA	KALEX	<b>1'36.811</b>	155.6	3
8'33.394	22 <b>Sam LOWES</b>	GBR	KALEX	<b>1'36.551</b>	156.0	5
10'09.797	22 <b>Sam LOWES</b>	GBR	KALEX	<b>1'36.403</b>	156.2	6
32'35.366	37 <b>Augusto FERNANDEZ</b>	SPA	KALEX	<b>1'36.394</b>	156.2	14
32'59.277	51 <b>Pedro ACOSTA</b>	SPA	KALEX	<b>1'36.281</b>	156.4	15
34'35.443	51 <b>Pedro ACOSTA</b>	SPA	KALEX	<b>1'36.166</b>	156.6	16

These data/results cannot be reproduced, stored and/or transmitted in whole or in part by any manner of electronic, mechanical, photocopying, recording, broadcasting or otherwise now known or herein after developed without the previous express consent by the copyright owner, except for reproduction in daily press and regular printed publications on sale to the public within 60 days of the event related to those data/results and always provided that copyright symbol appears together as follows below.

© DORNA, 2022

Official MotoGP Timing by TISSOT  
www.motogp.com

Le Mans, Friday, May 13, 2022

