


4185 m.

SHARK GRAND PRIX DE FRANCE

Free Practice Nr. 2

Classification

6

	Rider	Nation	Team	Motorcycle	Time	Lap Total	Gap	Top Speed
1	7 Dennis FOGGIA	ITA	Leopard Racing	HONDA	1'41.680	18 18		225.1
2	28 Izan GUEVARA	SPA	Gaviota GASGAS Aspar Team	GASGAS	1'42.108	14 17	0.428 0.428	222.0
3	24 Tatsuki SUZUKI	JPN	Leopard Racing	HONDA	1'42.203	16 18	0.523 0.095	224.5
4	99 Carlos TATAY	SPA	CFMOTO Racing PruestelGP	CFMOTO	1'42.326	8 14	0.646 0.123	218.6
5	5 Jaume MASIA	SPA	Red Bull KTM Ajo	KTM	1'42.348	15 17	0.668 0.022	224.5
6	23 Elia BARTOLINI	ITA	QJMotor Avintia Racing Team	KTM	1'42.552	15 16	0.872 0.204	221.6
7	16 Andrea MIGNO	ITA	Rivacold Snipers Team	HONDA	1'42.618	15 18	0.938 0.066	222.0
8	54 Riccardo ROSSI	ITA	SIC58 Squadra Corse	HONDA	1'42.649	8 11	0.969 0.031	222.5
9	71 Ayumu SASAKI	JPN	Sterilgarda Husqvarna Max	HUSQVARNA	1'42.678	12 13	0.998 0.029	224.0
10	53 Deniz ÖNCÜ	TUR	Red Bull KTM Tech3	KTM	1'42.792	14 14	1.112 0.114	218.6
11	10 Diogo MOREIRA	BRA	MT Helmets - MSI	KTM	1'42.800	6 7	1.120 0.008	222.0
12	96 Daniel HOLGADO	SPA	Red Bull KTM Ajo	KTM	1'42.843	17 17	1.163 0.043	223.5
13	43 Xavier ARTIGAS	SPA	CFMOTO Racing PruestelGP	CFMOTO	1'42.894	17 18	1.214 0.051	222.0
14	11 Sergio GARCIA	SPA	Gaviota GASGAS Aspar Team	GASGAS	1'43.021	12 13	1.341 0.127	218.6
15	27 Kaito TOBA	JPN	CIP Green Power	KTM	1'43.101	16 17	1.421 0.080	220.6
16	17 John MCPHEE	GBR	Sterilgarda Husqvarna Max	HUSQVARNA	1'43.121	8 15	1.441 0.020	226.1
17	18 Matteo BERTELLE	ITA	QJMotor Avintia Racing Team	KTM	1'43.127	13 19	1.447 0.006	222.0
18	6 Ryusei YAMANAKA	JPN	MT Helmets - MSI	KTM	1'43.219	10 16	1.539 0.092	218.6
19	66 Joel KELSO	AUS	CIP Green Power	KTM	1'43.332	12 15	1.652 0.113	222.0
20	64 Mario AJI	INA	Honda Team Asia	HONDA	1'43.385	7 17	1.705 0.053	218.2
21	82 Stefano NEPA	ITA	Angeluss MTA Team	KTM	1'43.416	17 17	1.736 0.031	226.1
22	98 José RUEDA	SPA	Rivacold Snipers Team	HONDA	1'43.601	15 15	1.921 0.185	222.5
23	19 Scott OGDEN	GBR	VisionTrack Racing Team	HONDA	1'43.628	16 16	1.948 0.027	219.1
24	48 Ivan ORTOLÁ	SPA	Angeluss MTA Team	KTM	1'43.635	17 17	1.955 0.007	221.6
25	20 Lorenzo FELLON	FRA	SIC58 Squadra Corse	HONDA	1'43.813	10 10	2.133 0.178	222.0
26	31 Adrian FERNANDEZ	SPA	Red Bull KTM Tech3	KTM	1'43.826	5 14	2.146 0.013	223.5
27	72 Taiyo FURUSATO	JPN	Honda Team Asia	HONDA	1'43.924	11 15	2.244 0.098	220.6
28	87 Gerard RIU MALE	SPA	BOE SKX	KTM	1'44.111	3 3	2.431 0.187	221.1
29	22 Ana CARRASCO	SPA	BOE SKX	KTM	1'44.981	10 17	3.301 0.870	219.1
30	70 Joshua WHATLEY	GBR	VisionTrack Racing Team	HONDA	1'45.644	8 14	3.964 0.663	214.4

Practice condition: **Dry**

Air: 20°

Humidity: 46%

Ground: 29°

Fastest Lap:	Lap: 18	Dennis FOGGIA	1'41.680	148.1 Km/h
Best Race Lap:	2020	Celestino VIETTI	1'41.690	148.1 Km/h
All Time Lap Record:	2020	Jaume MASIA	1'41.399	148.5 Km/h

The results are provisional until the end of the limit for protest and appeals.

Time limit for protest expires 30' after publication of the results - Time:

These data/results cannot be reproduced, stored and/or transmitted in whole or in part by any manner of electronic, mechanical, photocopying, recording, broadcasting or otherwise now known or herein after developed without the previous express consent by the copyright owner, except for reproduction in daily press and regular printed publications on sale to the public within 60 days of the event related to those data/results and always provided that copyright symbol appears together as follows below.

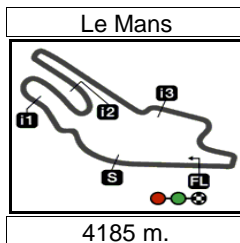
© DORNA, 2022

Official MotoGP Timing by TISSOT
www.motogp.com

Le Mans, Friday, May 13, 2022

moto3™





Results and timing service provided by TISSOT

Moto3™

SHARK GRAND PRIX DE FRANCE

Free Practice Nr. 2

Combined Free Practice Times

7

	Rider	Nation	Team	MOTORCYCLE	FP1	FP2	Gap
1	7 D.FOGGIA	ITA	Leopard Racing	HONDA	1'42.184 18	1'41.680 18	
2	28 I.GUEVARA	SPA	Gaviota GASGAS Aspar Team	GASGAS	1'42.489 15	1'42.108 14	0.428 0.428
3	24 T.SUZUKI	JPN	Leopard Racing	HONDA	1'42.461 16	1'42.203 16	0.523 0.095
4	99 C.TATAY	SPA	CFMOTO Racing PruestelGP	CFMOTO	1'43.104 17	1'42.326 8	0.646 0.123
5	5 J.MASIA	SPA	Red Bull KTM Ajo	KTM	1'42.615 16	1'42.348 15	0.668 0.022
6	16 A.MIGNO	ITA	Rivacold Snipers Team	HONDA	1'42.473 18	1'42.618 15	0.793 0.125
7	23 E.BARTOLINI	ITA	QJMotor Avintia Racing Team	KTM	1'44.617 17	1'42.552 15	0.872 0.079
8	6 R.YAMANAKA	JPN	MT Helmets - MSI	KTM	1'42.601 17	1'43.219 10	0.921 0.049
9	54 R.ROSSI	ITA	SIC58 Squadra Corse	HONDA	1'42.706 15	1'42.649 8	0.969 0.048
10	71 A.SASAKI	JPN	Sterilgarda Husqvarna Max	HUSQVARNA	1'43.680 14	1'42.678 12	0.998 0.029
11	96 D.HOLGADO	SPA	Red Bull KTM Ajo	KTM	1'42.733 17	1'42.843 17	1.053 0.055
12	53 D.ÖNCÜ	TUR	Red Bull KTM Tech3	KTM	1'43.146 16	1'42.792 14	1.112 0.059
13	10 D.MOREIRA	BRA	MT Helmets - MSI	KTM	1'42.840 14	1'42.800 6	1.120 0.008
14	43 X.ARTIGAS	SPA	CFMOTO Racing PruestelGP	CFMOTO	1'43.648 18	1'42.894 17	1.214 0.094
15	11 S.GARCIA	SPA	Gaviota GASGAS Aspar Team	GASGAS	1'43.166 15	1'43.021 12	1.341 0.127
16	27 K.TOBA	JPN	CIP Green Power	KTM	1'44.381 19	1'43.101 16	1.421 0.080
17	17 J.MCPHEE	GBR	Sterilgarda Husqvarna Max	HUSQVARNA	1'43.528 15	1'43.121 8	1.441 0.020
18	18 M.BERTELLE	ITA	QJMotor Avintia Racing Team	KTM	1'44.594 17	1'43.127 13	1.447 0.006
19	98 J.RUEDA	SPA	Rivacold Snipers Team	HONDA	1'43.308 16	1'43.601 15	1.628 0.181
20	66 J.KELSO	AUS	CIP Green Power	KTM	1'44.190 9	1'43.332 12	1.652 0.024
21	64 M.AJI	INA	Honda Team Asia	HONDA	1'43.605 16	1'43.385 7	1.705 0.053
22	82 S.NEPA	ITA	Angeluss MTA Team	KTM	1'43.842 18	1'43.416 17	1.736 0.031
23	19 S.OGDEN	GBR	VisionTrack Racing Team	HONDA	1'44.435 16	1'43.628 16	1.948 0.212
24	48 I.ORTOLÁ	SPA	Angeluss MTA Team	KTM	1'43.840 22	1'43.635 17	1.955 0.007
25	31 A.FERNANDEZ	SPA	Red Bull KTM Tech3	KTM	1'43.731 16	1'43.826 5	2.051 0.096
26	20 L.FELLON	FRA	SIC58 Squadra Corse	HONDA	1'43.843 17	1'43.813 10	2.133 0.082
27	72 T.FURUSATO	JPN	Honda Team Asia	HONDA	1'45.172 18	1'43.924 11	2.244 0.111
28	87 G.RIU MALE	SPA	BOE SKX	KTM	1'44.179 14	1'44.111 3	2.431 0.187
29	22 A.CARRASCO	SPA	BOE SKX	KTM	1'45.020 15	1'44.981 10	3.301 0.870
30	70 J.WHATLEY	GBR	VisionTrack Racing Team	HONDA	1'46.096 16	1'45.644 8	3.964 0.663

Pole Position Record:	2020	Jaume MASIA	1'41.399	148.5 Km/h
Best Race Lap:	2020	Celestino VIETTI	1'41.690	148.1 Km/h
All Time Lap Record:	2020	Jaume MASIA	1'41.399	148.5 Km/h

The results are provisional until the end of the limit for protest and appeals.

Time limit for protest expires 60' after publication of the results - Time:

These data/results cannot be reproduced, stored and/or transmitted in whole or in part by any manner of electronic, mechanical, photocopying, recording, broadcasting or otherwise now known or herein after developed without the previous express consent by the copyright owner, except for reproduction in daily press and regular printed publications on sale to the public within 60 days of the event related to those data/results and always provided that copyright symbol appears together as follows below.

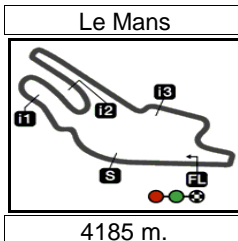
© DORNA, 2022

Official MotoGP Timing by TISSOT

www.motogp.com

Le Mans, Friday, May 13, 2022





SHARK GRAND PRIX DE FRANCE

Free Practice Nr. 2

Top Speed & Average

8



Rider	Nation	Motorcycle	Top 5 speeds					Average	Top
17 John MCPHEE	GBR	HUSQVARNA	226.1	224.0	223.5	222.5	222.0	223.4	226.1
82 Stefano NEPA	ITA	KTM	226.1	224.0	222.5	221.6	221.1	222.7	226.1
7 Dennis FOGGIA	ITA	HONDA	225.1	223.5	223.5	222.0	221.6	222.9	225.1
5 Jaume MASIA	SPA	KTM	224.5	222.5	222.5	221.6	221.6	222.5	224.5
24 Tatsuki SUZUKI	JPN	HONDA	224.5	224.0	224.0	223.5	221.1	223.4	224.5
71 Ayumu SASAKI	JPN	HUSQVARNA	224.0	222.5	222.0	221.6	220.6	221.7	224.0
31 Adrian FERNANDEZ	SPA	KTM	223.5	221.6	221.1	219.6	218.6	220.9	223.5
96 Daniel HOLGADO	SPA	KTM	223.5	222.0	222.0	221.1	221.1	221.9	223.5
54 Riccardo ROSSI	ITA	HONDA	222.5	219.6	219.6	218.2	218.2	219.6	222.5
98 José RUEDA	SPA	HONDA	222.5	220.1	219.6	219.6	219.6	220.3	222.5
10 Diogo MOREIRA	BRA	KTM	222.0	220.1	219.1	214.4	212.6	217.6	222.0
16 Andrea MIGNO	ITA	HONDA	222.0	222.0	220.6	220.6	219.1	220.6	222.0
18 Matteo BERTELLE	ITA	KTM	222.0	221.6	219.1	218.6	218.6	220.0	222.0
20 Lorenzo FELLON	FRA	HONDA	222.0	219.1	218.2	218.2	216.7	218.8	222.0
28 Izan GUEVARA	SPA	GASGAS	222.0	221.6	220.6	220.6	220.6	221.1	222.0
43 Xavier ARTIGAS	SPA	CFMOTO	222.0	219.6	219.6	219.1	218.2	219.5	222.0
66 Joel KELSO	AUS	KTM	222.0	220.6	220.6	219.1	218.2	220.1	222.0
23 Elia BARTOLINI	ITA	KTM	221.6	221.6	221.1	221.1	220.6	221.1	221.6
48 Ivan ORTOLÁ	SPA	KTM	221.6	221.1	221.1	221.1	219.6	220.9	221.6
87 Gerard RIU MALE	SPA	KTM	221.1	220.1	219.1			220.1	221.1
27 Kaito TOBA	JPN	KTM	220.6	220.1	218.6	217.7	217.2	218.6	220.6
72 Taiyo FURUSATO	JPN	HONDA	220.6	220.1	218.6	215.3	213.0	216.8	220.6
19 Scott OGDEN	GBR	HONDA	219.1	218.6	218.6	218.2	217.7	218.4	219.1
22 Ana CARRASCO	SPA	KTM	219.1	218.6	218.6	218.2	217.7	218.2	219.1
6 Ryusei YAMANAKA	JPN	KTM	218.6	218.6	218.2	216.7	216.7	217.3	218.6
11 Sergio GARCIA	SPA	GASGAS	218.6	218.2	217.7	217.7	217.7	218.0	218.6
53 Deniz ÖNCÜ	TUR	KTM	218.6	217.2	216.3	216.3	216.3	216.9	218.6
99 Carlos TATAY	SPA	CFMOTO	218.6	218.6	218.2	217.7	217.2	218.1	218.6
64 Mario AJI	INA	HONDA	218.2	217.2	217.2	216.7	216.3	217.1	218.2
70 Joshua WHATLEY	GBR	HONDA	214.4	212.6	212.1	211.7	211.7	212.5	214.4

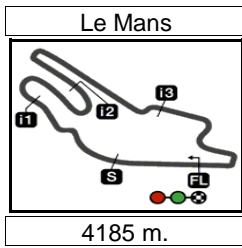
These data/results cannot be reproduced, stored and/or transmitted in whole or in part by any manner of electronic, mechanical, photocopying, recording, broadcasting or otherwise now known or herein after developed without the previous express consent by the copyright owner, except for reproduction in daily press and regular printed publications on sale to the public within 60 days of the event related to those data/results and always provided that copyright symbol appears together as follows below.

© DORNA, 2022

Official MotoGP Timing by TISSOT
www.motogp.com



Le Mans, Friday, May 13, 2022



Results and timing service provided by TISSOT

Moto3™

SHARK GRAND PRIX DE FRANCE

Free Practice Nr. 2

Chronological Analysis of Performances

9

* Lap / Sector time cancelled **T1** Time from finish line to 1st intermediate **T3** Time from 2nd intermed. to 3rd intermed.
P Crossing the finish line in pit lane **T2** Time from 1st intermed. to 2nd intermed. **T4** Time from 3rd intermediate to finish line

Lap	Lap Time	T1	T2	T3	T4	Speed	Lap	Lap Time	T1	T2	T3	T4	Speed
1st 7 Dennis FOGGIA Leopard Racing ITA							4th 99 Carlos TATAY CFMOTO Racing Pru SPA						
Runs=1 Total laps=18 Full laps=13							Runs=2 Total laps=14 Full laps=8						
1	2'52.703	20.452	25.535	36.520	27.487		1	2'14.364	16.931	24.193	30.490	27.470	
2	1'47.080	24.903	23.128	32.152	26.897	223.5	2	1'44.454 *	24.856	22.923	29.754 *	26.921 *	216.3
3	1'43.422	24.691	22.849	29.313	26.569	222.0	3	1'43.717	24.761	22.873	29.474	26.609	217.2
4	1'43.537 *	24.537	22.990 *	29.334	26.676	225.1	4	1'43.255	24.611	22.741	29.339	26.564	216.7
5	1'43.081	24.564	22.754	29.267	26.496	223.5	5	1'46.471 P	24.634	23.532	32.962	25.343	215.8
6	1'44.844 *	25.63 *	23.350	29.375	26.484	220.1	6	7'54.813	17.841	24.323	29.787	26.793	
7	1'42.962	24.640	22.674	29.257	26.391	218.6	7	1'42.931	24.541	22.694	29.313	26.383	218.6
8	1'42.777	24.501	22.671	29.254	26.351	220.1	8	1'42.326	24.414	22.517	29.113	26.282	218.2
9	1'42.675	24.474	22.622	29.191	26.388	220.1	9	1'42.428	24.467	22.542	29.095	26.324	218.6
10	1'42.592	24.573	22.658	29.025	26.336	221.6	10	1'44.927	24.466	23.323	30.435	26.703	217.7
11	1'42.327	24.387	22.603	29.032	26.305	221.6	11	1'43.148 P	24.489	22.628	30.218	25.813	216.3
12	1'42.463	24.415	22.642	29.123	26.283	220.1	12	11'31.449 *	16.463	23.537	29.376 *	26.532	
13	1'44.724 P	24.401	23.937	30.319	26.067	221.1	13	1'42.518	24.414	22.630	29.120	26.354	216.3
14	10'01.571	15.423	23.481	29.488	26.493		14	1'42.338	24.433	22.539	29.023	26.343	215.8
15	1'41.962	24.460	22.475	28.895	26.132	217.7	5th 5 Jaume MASIA Red Bull KTM Ajo SPA						
16	1'41.967	24.475	22.530	28.755	26.207	216.3	Runs=2 Total laps=17 Full laps=10						
17	1'41.981	24.325	22.558	28.944	26.154	219.6	1	2'59.959	16.309	24.002	30.239	27.389	
18	1'41.680	24.354	22.360	28.888	26.078	219.6	2	1'44.152	24.632	23.158	29.635	26.727	222.5
2nd 28 Izan GUEVARA Gaviota GASGAS As SPA													
Runs=2 Total laps=17 Full laps=7													
1	3'12.438 *	15.973	23.568	29.741 *	27.212 *		3	1'43.450	24.524	22.951	29.362	26.613	221.6
2	1'43.529	24.729	22.812	29.365	26.623	222.0	4	1'43.534 *	24.408	22.904 *	29.339 *	26.883 *	222.5
3	1'42.893	24.514	22.782	29.131	26.466	221.6	5	1'43.400	24.525	22.915	29.372	26.588	224.5
4	1'42.809 *	24.445	22.754 *	29.132	26.478	220.6	6	1'44.561 *	24.63 *	22.999	30.013	26.910	218.2
5	1'43.449 *	24.72 *	23.040	29.158	26.524	220.6	7	1'43.052	24.463	22.879	29.193	26.517	220.6
6	1'42.792 *	24.62 *	22.714	29.016	26.435	219.6	8	1'43.323	24.556	22.952	29.192	26.623	220.6
7	1'42.802	24.450	22.766	29.150	26.436	219.6	9	1'44.459 P	24.862	23.654	30.037	25.906	221.6
8	1'42.667 P	24.780	22.993	29.200	25.694	220.6	10	7'13.950	19.305	23.841	29.681	26.979	
9	9'11.486 *	17.572	23.333	29.294	26.805 *		11	1'43.577	24.617	23.002	29.331	26.627	217.7
10	1'43.835	25.137	22.795	29.397	26.506	220.1							
11	1'43.130 *	24.736	22.718	29.097 *	26.579 *	218.2							
12	1'41.440 P	24.594	22.673	29.155	25.018	217.7							
13	4'26.804 *	16.687	23.768	29.445 *	26.429								
14	1'42.108	24.425	22.537	28.808	26.338	217.7							
15	1'42.974 *	24.355	22.945 *	29.256	26.418	217.7							
16	1'42.239	24.315	22.609	28.936	26.379	220.1							
17	1'42.443	24.369	22.596	28.928	26.550	219.1							
3rd 24 Tatsuki SUZUKI Leopard Racing JPN													
Runs=2 Total laps=18 Full laps=7													
1	2'54.439	19.334	24.719	36.907	27.494								
2	1'50.033 *	24.525	22.987	34.604 *	27.917	224.5							
3	1'43.228	24.471	22.721	29.388	26.648	223.5							

Fastest Lap: Dennis FOGGIA Leopard Racing ITA **1'41.680** 24.354 22.360 28.888 26.078

These data/results cannot be reproduced, stored and/or transmitted in whole or in part by any manner of electronic, mechanical, photocopying, recording, broadcasting or otherwise now known or herein after developed without the previous express consent by the copyright owner, except for reproduction in daily press and regular printed publications on sale to the public within 60 days of the event related to those data/results and always provided that copyright symbol appears together as follows below.
© DORNA, 2022



Free Practice Nr. 2

Moto3

Lap	Lap Time	T1	T2	T3	T4	Speed	Lap	Lap Time	T1	T2	T3	T4	Speed
12	1'43.598	24.644	22.982	29.393	26.579	216.3	8	1'42.649	24.459	22.595	29.142	26.453	219.6
13	1'43.981 P	25.10*	23.155	29.769	25.952	215.8	unfinished						219.6
14	5'44.763	16.531	23.556	29.431	27.455		9	1'37.365 *	15.75*	23.570	29.600*	28.438	
15	1'42.348	24.412	22.701	28.933	26.302	218.2	10	1'43.781 *	24.723	22.931	29.463*	26.664*	216.7
16	1'42.515	24.287	22.771	28.986	26.471	220.6	11	1'43.465	24.643	22.854	29.361	26.607	215.3
17	1'48.319	24.419	22.727	29.914	31.259	217.7							
6th 23 Elia BARTOLINI QJMOTOR Avintia Racin ITA							9th 71 Ayumu SASAKI Sterilgarda Husqvarna JPN						
Runs=2 Total laps=16 Full laps=5							Runs=2 Total laps=13 Full laps=5						
1	2'52.002 *	20.334	25.215	32.625*	31.912		1	2'53.209	19.867	25.135	36.103	27.950	
2	1'46.675 *	24.859	24.027	30.900*	26.889	219.6	2	1'47.826	24.791	23.059	33.001	26.975	224.0
3	1'44.157	24.864	23.108	29.536	26.649	220.6	3	1'44.205	24.853	22.967	29.646	26.739	222.0
4	1'44.067 *	24.708	23.061*	29.673*	26.625*	221.1	4	1'48.722 *	24.799	24.343*	32.676	26.904	222.5
5	1'43.809	24.668	22.974	29.477	26.690	221.6	5	1'43.808	24.722	22.931	29.545	26.610	220.6
6	1'47.012 P	25.03*	24.560	29.793	27.624	215.8	6	1'46.041 P	24.83*	23.613	30.229	27.361	219.6
7	9'07.844	15.993	23.286	29.547	26.858		7	9'34.360	15.262	23.507	29.853	26.975	
8	1'43.282	24.506	22.919	29.256	26.601	220.6	8	1'43.769	24.847	22.838	29.414	26.670	220.1
9	1'48.981 *	28.45*	23.477	29.923	27.127	221.1	9	1'44.839 *	25.49*	23.016	29.579	26.745	220.6
10	1'44.110	24.713	23.160	29.490	26.747	221.6	10	1'44.247 P	24.678	22.735	29.507*	27.327	218.6
11	1'43.296 P	24.732	22.899	29.229*	26.436	215.8	11	10'12.258 *	17.552	25.902	31.817*	26.800	
12	6'15.661	15.268	23.654	29.577	26.611		12	1'42.678	24.433	22.655	29.153	26.437	220.6
13	1'45.279 *	24.466	22.805	30.748*	27.260	220.1	13	1'44.479 *	24.400	22.591	29.183*	28.305*	221.6
14	1'42.842 *	24.432	22.845*	29.051	26.514	216.7	10th 53 Deniz ÖNCÜ Red Bull KTM Tech3 TUR						
15	1'42.552	24.373	22.726	29.133	26.320	220.1	Runs=2 Total laps=14 Full laps=7						
16	1'44.650 *	25.023	23.026	29.755*	26.846	218.6	1	2'31.187	16.423	23.905	30.751	27.814	
7th 16 Andrea MIGNO Rivacold Snipers Tea ITA							2	1'44.178 *	24.913	22.892	29.659*	26.714*	216.3
Runs=2 Total laps=18 Full laps=10							3	2'02.024	24.655	22.888	47.196	27.285	218.6
1	2'05.313	17.277	24.337	32.706	27.182		4	1'43.875 *	24.779	22.903*	29.465	26.728	217.2
2	1'44.526	24.712	23.069	29.812	26.933	220.6	5	1'44.391 P	24.29*	23.237	30.583	26.273	216.3
3	1'43.953	24.535	23.099	29.582	26.737	222.0	6	14'01.232 *	15.912	23.418	29.756*	26.941	
4	1'43.276	24.564	22.798	29.332	26.582	219.1	7	1'43.861	24.861	22.853	29.447	26.700	216.3
5	1'43.862	24.561	23.112	29.526	26.663	220.6	8	1'43.342	24.747	22.732	29.319	26.544	213.5
6	1'43.552	24.659	22.912	29.362	26.619	218.6	9	1'43.694	24.899	22.834	29.356	26.605	213.0
7	1'43.484	24.606	22.846	29.428	26.604	215.8	10	1'41.810 P	24.989	22.996	29.529	24.296	213.5
8	1'45.292 P	25.652	23.674	29.935	26.031	217.7	11	4'56.314 *	15.346	22.929	29.400*	26.690	
9	6'32.180	16.208	23.201	29.623	26.855		12	1'42.947	24.613	22.722	29.098	26.514	213.9
10	1'43.258	24.532	22.858	29.289	26.579	218.6	13	1'42.802	24.491	22.692	29.211	26.408	215.8
11	1'48.993 *	29.03*	23.187	29.654	27.114	219.1	14	1'42.792	24.652	22.571	29.060	26.509	215.3
12	1'43.658	24.716	22.927	29.443	26.572	222.0	11th 10 Diogo MOREIRA MT Helmets - MSI BRA						
13	1'43.690 P	24.714	22.848	29.356*	26.772	216.7	Runs=2 Total laps=8 Full laps=4						
14	6'18.093	17.064	23.448	29.865	26.633		1	2'04.201	17.033	24.180	30.844	27.891	
15	1'42.618	24.487	22.640	29.093	26.398	216.3	unfinished						
16	1'43.101 *	24.416	22.939*	29.246	26.500	216.7	2	1'43.462	17.164	25.969	32.108	28.221	
17	1'42.625	24.346	22.744	29.184	26.351	217.7	3	1'45.772	25.218	23.309	30.063	27.182	214.4
18	1'46.141 *	25.81*	23.003	29.374	27.949	218.2	4	1'47.695 P	24.978	24.287	32.129*	26.301	212.6
8th 54 Riccardo ROSSI SIC58 Squadra Corse ITA							5	5'32.531 *	17.095	25.912	30.258*	28.441	
Runs=2 Total laps=12 Full laps=4							6	1'42.800	24.452	22.731	29.193	26.424	220.1
1	2'53.446	18.062	25.014	36.751	27.867		7	1'47.417 *	24.39*	22.812	29.057*	31.151	219.1
2	1'45.008 *	24.716	23.205	30.165*	26.922	222.5	12th 96 Daniel HOLGADO Red Bull KTM Ajo SPA						
3	1'44.203	24.941	23.084	29.491	26.687	217.7	Runs=2 Total laps=17 Full laps=9						
4	1'43.941 *	24.714	23.066*	29.395	26.766	218.2	1	2'32.147	15.330	24.007	30.610	27.550	
5	1'45.229 *	25.34*	23.573	29.482	26.828	217.2	2	1'44.350 *	24.587	23.375	29.699*	26.689*	223.5
6	1'51.208 P	24.78*	23.257	31.781*	31.382	218.2	3	1'43.382	24.499	22.832	29.442	26.609	222.0
7	8'49.888	17.366	23.535	30.160	26.596		4	1'45.770 *	24.689	24.282	29.968*	26.831	222.0

Fastest Lap: Dennis FOGGIA Leopard Racing ITA **1'41.680** 24.354 22.360 28.888 26.078

These data/results cannot be reproduced, stored and/or transmitted in whole or in part by any manner of electronic, mechanical, photocopying, recording, broadcasting or otherwise now known or herein after developed without the previous express consent by the copyright owner, except for reproduction in daily press and regular printed publications on sale to the public within 60 days of the event related to those data/results and always provided that copyright symbol appears together as follows below.
© DORNA, 2022

Official MotoGP Timing by TISSOT
www.motogp.com

Le Mans, Friday, May 13, 2022

Page 2 of 6



Free Practice Nr. 2

Moto3

Lap	Lap Time	T1	T2	T3	T4	Speed	Lap	Lap Time	T1	T2	T3	T4	Speed
5	1'43.689	24.528	22.974	29.607	26.580	218.2	4	1'44.067	24.628	23.011	29.559	26.869	220.1
6	1'43.962	24.696	22.938	29.664	26.664	217.2	5	1'48.159 *	24.866	22.853			217.7
7	1'43.664 *	24.719	22.844	29.394*	26.707*	216.7	6	1'43.829 *	24.67*	23.018	29.409	26.729	217.2
8	1'50.839 P	24.636	24.354	32.436	29.413	217.7	7	1'44.385 P	24.556	22.971	30.334	26.524	216.3
9	7'37.974 *	18.971	23.521	29.162*	26.915		8	6'45.397	22.971	24.380	30.056	27.125	
10	1'43.770	24.976	22.869	29.273	26.652	221.1	9	1'44.421	24.808	23.179	29.557	26.877	216.7
11	1'42.867	24.472	22.750	29.229	26.416	220.1	10	1'44.120	24.787	22.875	29.557	26.901	217.2
12	1'43.154	24.591	22.772	29.329	26.462	219.6	11	1'44.067	24.668	22.955	29.593	26.851	215.8
13	1'47.641 P	24.584	26.305	29.786	26.966	217.7	12	1'43.746	24.763	22.866	29.444	26.673	214.4
14	5'35.366	16.408	23.573	29.424	26.790		13	1'43.489 P	24.662	22.924	29.660	26.243	213.9
15	1'43.256	24.630	22.824	29.195	26.607	216.7	14	5'58.074	19.009	25.542	32.112	28.312	
16	1'43.036	24.497	22.959	29.148	26.432	218.2	15	1'43.519 *	24.744	22.874	29.288*	26.613*	214.9
17	1'42.843	24.451	22.575	29.347	26.470	221.1	16	1'43.101	24.510	22.857	29.177	26.557	214.9
							17	1'43.211	24.483	22.871	29.311	26.546	216.3

13th **43** Xavier ARTIGAS CFMOTO Racing Pru SPA

Runs=2	Total laps=18	Full laps=9				
1	2'15.371	16.228	24.027	30.469	27.527	
2	1'44.458	24.723	22.917	29.885	26.933	219.6
3	1'43.736	24.565	22.876	29.492	26.803	219.6
4	1'43.693	24.683	22.864	29.450	26.696	222.0
5	1'43.982	24.581	22.950	29.675	26.776	217.2
6	1'43.796	24.721	22.877	29.501	26.697	215.3
7	1'48.243 P	25.96*	23.975	30.899	27.405	215.3
8	6'34.412	17.563	23.492	29.746	26.908	
9	1'44.016 *	24.677	22.971	29.504*	26.864*	217.7
10	1'44.986 *	24.99*	23.274	29.815	26.905	217.7
11	1'43.893 *	24.81*	22.872	29.483	26.722	218.2
12	1'43.422 P	24.774	22.924	29.712	26.012	217.2
13	5'28.667	17.362	23.436	29.474	26.760	
14	1'43.417	24.649	22.733	29.486	26.549	215.8
15	1'43.434	24.641	22.780	29.386	26.627	215.8
16	1'43.284 *	24.552	22.760	29.286*	26.686*	216.3
17	1'42.894	24.372	22.759	29.233	26.530	218.2
18	1'42.964	24.331	22.654	29.216	26.763	219.1

14th **11** Sergio GARCIA Gaviota GASGAS As SPA

Runs=2	Total laps=13	Full laps=7				
1	3'52.692 P	17.031	23.931	32.921	2'12.997	
2	13'18.467	16.351	24.176	30.476	27.426	
3	1'45.362	25.011	23.271	29.949	27.131	217.7
4	1'44.461 *	24.908	23.019	29.646*	26.888	217.7
5	1'43.729	24.606	22.985	29.358	26.780	218.6
6	1'43.742	24.815	22.852	29.340	26.735	218.2
7	1'43.256	24.583	22.838	29.231	26.604	217.7
8	1'44.225 P	23.68 *	23.428	30.335*	26.781	216.3
9	6'06.261	14.733	23.209	29.636	26.787	
10	1'43.334	24.705	22.836	29.194	26.599	215.3
11	1'43.624	24.594	22.930	29.352	26.748	214.4
12	1'43.021	24.417	22.920	29.197	26.487	217.2
13	1'43.301 *	24.701	22.693	29.197*	26.710*	216.3

15th **27** Kaito TOBA CIP Green Power JPN

Runs=2	Total laps=17	Full laps=9				
1	2'57.410	17.726	24.948	34.052	27.763	
2	1'44.407	24.821	23.091	29.614	26.881	218.6
3	1'45.058	24.639	23.556	29.630	27.233	220.6

16th **17** John MCPHEE Sterilgarda Husqvarna GBR

Runs=2	Total laps=15	Full laps=5				
1	2'51.576	20.396	25.268	33.922	30.251	
2	1'50.460 *	25.145	23.632	34.310*	27.373	219.1
3	1'44.284	24.785	23.108	29.631	26.760	224.0
4	1'45.266 *	24.698	23.717*	30.053	26.798	222.0
5	1'43.567	24.738	22.861	29.472	26.496	226.1
6	1'44.269 *	24.73*	23.074	29.644	26.817	222.0
7	1'43.164	24.488	22.798	29.393	26.485	221.1
8	1'43.121	24.529	22.784	29.317	26.491	222.5
9	1'45.172 P	24.833	23.543	30.241	26.555	223.5
10	9'26.292	17.114	23.573	30.014	27.171	
11	1'44.530	25.015	23.104	29.653	26.758	215.3
12	1'47.246 P	25.97*	23.920	30.186	27.161	215.3
13	7'13.697 *	20.980	23.432	29.001*	26.796	
14	1'50.465 *	24.622	22.908			218.2
15	1'42.732 *	24.507	22.619	29.144	26.462	218.6

17th **18** Matteo BERTELLE QJMotor Avintia Racin ITA

Runs=2	Total laps=19	Full laps=11				
1	2'32.749	17.859	24.839	31.048	27.969	
2	1'44.933	24.834	23.242	29.830	27.027	221.6
3	1'44.205	24.646	23.055	29.588	26.916	218.6
4	1'48.591	24.586	26.623	30.441	26.941	217.7
5	1'43.935	24.680	23.057	29.555	26.643	215.3
6	1'46.842	24.660	23.908	31.409	26.865	215.3
7	1'44.108	24.694	22.885	29.643	26.886	215.3
8	1'44.331	24.667	23.122	29.580	26.962	218.6
9	1'49.526 *	28.61*	24.024	29.973	26.914	212.1
10	1'43.506	24.667	22.887	29.464	26.488	215.8
11	1'46.434 P	25.93*	23.742	29.974	26.779	215.3
12	6'11.900	16.792	24.189	30.431	26.568	
13	1'43.127	24.657	22.757	29.286	26.427	216.3
14	1'47.226 P	25.36*	23.502	30.960	27.397	215.8
15	4'12.469	15.845	23.964	29.958	26.843	
16	1'43.688	24.457	22.826	29.524	26.881	219.1
17	1'42.859 *	24.428	22.843*	29.168	26.420	216.7
18	1'47.268 *	25.24*	23.140	31.198*	27.681	222.0
19	1'43.494	24.572	22.863	29.369	26.690	217.7

Fastest Lap: Dennis FOGGIA Leopard Racing ITA **1'41.680** 24.354 22.360 28.888 26.078

These data/results cannot be reproduced, stored and/or transmitted in whole or in part by any manner of electronic, mechanical, photocopying, recording, broadcasting or otherwise now known or herein after developed without the previous express consent by the copyright owner, except for reproduction in daily press and regular printed publications on sale to the public within 60 days of the event related to those data/results and always provided that copyright symbol appears together as follows below.
© DORNA, 2022



Free Practice Nr. 2

Moto3

Lap	Lap Time	T1	T2	T3	T4	Speed	Lap	Lap Time	T1	T2	T3	T4	Speed	
18th	6	Ryusei YAMANAKA MT Helmets - MSI JPN						21st	82	Stefano NEPA Angeluss MTA Team ITA				
		Runs=2	Total laps=16	Full laps=8					Runs=2	Total laps=17	Full laps=9			
1	2'03.111	16.931	23.602	30.004	27.421		1	2'33.186	19.961	24.898	37.052	30.736		
2	1'44.852	25.018	23.052	29.741	27.041	216.7	2	1'44.859	* 24.691	23.182	29.985*	27.001*	222.5	
3	1'44.483	* 24.879	23.083	29.460*	27.061	218.6	3	1'45.387	* 24.667	23.273	29.951*	27.496	226.1	
4	1'44.194	24.765	22.933	29.484	27.012	216.7	4	1'48.152	24.559	23.051	33.636	26.906	221.1	
5	1'44.029	24.866	22.930	29.455	26.778	216.7	5	1'44.248	24.740	23.012	29.627	26.869	219.6	
6	1'43.839	P 24.833	22.883	29.711	26.412	216.7	6	1'44.126	24.704	23.002	29.640	26.780	218.6	
7	10'37.953	16.273	23.397	29.523	27.004		7	1'44.330	24.727	23.079	29.744	26.780	219.6	
8	1'43.292	24.711	22.754	29.237	26.590	218.2	8	1'47.723	24.698	25.510	30.029	27.486	217.7	
9	1'43.685	* 24.82*	22.968	29.272	26.617	218.6	9	1'44.193	24.608	23.006	29.688	26.891	219.6	
10	1'43.219	24.817	22.718	29.172	26.512	216.7	10	1'49.550	P 25.68*	23.816	34.303*	25.744	224.0	
11	1'42.798	P 24.757	22.694	29.216	26.131	215.8	11	7'15.916	17.206	24.091	30.301	27.241		
12	5'27.707	14.832	23.035	29.324	27.259		12	1'43.014	P 24.857	23.275	29.983	24.899	214.9	
13	1'43.274	24.648	22.867	29.204	26.555	215.3	13	6'36.101	21.009	24.240	29.729	26.685		
14	2'17.992	24.506	51.168	34.404	27.914	216.3	14	1'43.586	24.648	22.886	29.485	26.567	217.2	
15	1'45.134	25.111	23.352	29.647	27.024	216.7	15	1'47.817	* 24.553	23.039*	33.361*	26.864	215.3	
16	1'43.580	* 24.665	22.709	29.384*	26.822*	215.3	16	1'47.034	24.412	22.831	29.320	30.471	221.6	
							17	1'43.416	24.543	22.842	29.362	26.669	221.1	
19th	66	Joel KELSO CIP Green Power AUS						22nd	98	José RUEDA Rivacold Snipers Tea SPA				
		Runs=2	Total laps=15	Full laps=9					Runs=2	Total laps=15	Full laps=7			
1	2'14.619	16.442	24.146	30.397	27.577		1	2'03.852	17.079	23.749	30.218	27.827		
2	1'44.425	24.763	23.066	29.654	26.942	219.1	2	1'45.482	24.843	23.161	29.885	27.593	219.6	
3	1'44.368	24.667	23.006	29.742	26.953	220.6	3	1'45.459	24.807	23.252	30.418	26.982	219.6	
4	1'44.244	24.914	23.054	29.547	26.729	217.2	4	1'44.401	24.695	23.200	29.624	26.882	219.1	
5	1'46.219	P 24.558	23.133	30.856	27.672	218.2	5	1'44.424	P 24.746	23.321	30.531	25.826	217.2	
6	9'22.754	19.094	24.194	30.989	27.108		6	11'43.454	16.525	23.370	29.747	26.782		
7	1'45.447	25.031	23.374	29.949	27.093	215.3	7	1'43.843	24.734	22.875	29.482	26.752	219.6	
8	1'44.523	24.773	23.171	29.653	26.926	215.8	8	1'46.590	* 25.96*	23.543	29.970	27.109	219.1	
9	1'44.184	24.704	23.074	29.521	26.885	216.7	9	1'44.705	24.776	23.270	29.520	27.139	217.2	
10	1'49.335	P 25.342	24.039	31.301	28.653	213.0	10	1'43.599	P 24.652	22.903	29.316	26.728	220.1	
11	8'24.281	17.049	23.811	30.387	28.800		11	6'17.787	16.796	23.400	30.004	26.770		
12	1'43.332	24.685	22.669	29.284	26.694	217.7	12	1'45.007	24.446	22.856	29.571	28.134	222.5	
13	1'44.902	* 24.408	22.828*	30.047*	27.619	220.6	13	1'43.104	* 24.518	22.834*	29.109*	26.643*	217.7	
14	1'47.179	24.389	22.843	29.211	30.736	222.0	14	1'45.620	* 24.413	22.846	29.564*	28.797*	219.1	
15	1'43.360	24.768	22.771	29.283	26.538	215.3	15	1'43.601	24.745	22.827	29.334	26.695	216.7	
20th	64	Mario AJI Honda Team Asia INA						23rd	19	Scott OGDEN VisionTrack Racing T GBR				
		Runs=2	Total laps=17	Full laps=9					Runs=3	Total laps=16	Full laps=4			
1	2'53.929	* 19.241	30.236	36.110*	30.939		1	2'16.520	* 16.586	24.756	30.884*	27.670		
2	1'47.301	24.816	23.137	32.075	27.273	216.3	2	1'45.051	* 24.901	23.130	30.071*	26.949*	218.2	
3	1'44.146	24.786	23.011	29.583	26.766	216.7	3	1'45.753	* 24.828	23.004	29.924*	27.997*	218.6	
4	1'46.028	* 24.794	23.313*	30.478	27.443	217.2	4	1'45.307	P 24.725	23.698	30.109*	26.775	218.6	
5	1'43.952	25.039	22.864	29.494	26.555	218.2	5	2'29.685	* 15.269	23.431	31.135*	28.482*		
6	1'44.264	* 24.71*	22.979	29.673*	26.894*	215.3	6	1'46.392	* 25.54*	23.948	30.166*	26.730	214.4	
7	1'43.385	24.705	22.803	29.385	26.492	214.4	7	1'43.956	24.673	22.899	29.731	26.653	217.2	
8	1'44.749	P 24.903	23.385	30.533	25.928	213.9	8	1'44.098	P 23.92*	23.168	29.740*	27.268	215.8	
9	7'08.399	16.745	25.313	37.633	30.674		9	8'47.723	18.060	23.694	29.778	26.865		
10	1'48.829	27.619	24.206	29.696	27.308	214.9	10	1'44.154	24.948	22.966	29.589	26.651	217.2	
11	1'43.792	24.728	22.840	29.508	26.716	214.4	11	1'44.209	24.833	23.082	29.543	26.751	215.3	
12	1'43.402	24.770	22.722	29.482	26.428	214.4	12	1'44.546	P 25.231	23.367	29.899	26.049	214.9	
13	1'43.162	P 25.312	23.033	29.774	25.043	210.3	13	5'34.820	18.334	24.877	32.870	28.767		
14	6'33.597	* 14.919	23.606	33.811*	30.774		14	1'51.851	* 24.624	22.897			216.7	
15	1'43.414	* 24.601	22.800*	29.339	26.674	214.4	15	1'43.398	* 24.555	22.818	29.425	26.600	219.1	
16	1'43.925	24.609	22.789	29.405	27.122	217.2								
17	1'44.612	25.064	22.816	29.707	27.025	209.9								

Fastest Lap: Dennis FOGGIA Leopard Racing ITA **1'41.680** 24.354 22.360 28.888 26.078

These data/results cannot be reproduced, stored and/or transmitted in whole or in part by any manner of electronic, mechanical, photocopying, recording, broadcasting or otherwise now known or herein after developed without the previous express consent by the copyright owner, except for reproduction in daily press and regular printed publications on sale to the public within 60 days of the event related to those data/results and always provided that copyright symbol appears together as follows below.
© DORNA, 2022

Official MotoGP Timing by TISSOT
www.motogp.com

Le Mans, Friday, May 13, 2022

Page 4 of 6



Free Practice Nr. 2

Moto3

Lap	Lap Time	T1	T2	T3	T4	Speed	Lap	Lap Time	T1	T2	T3	T4	Speed																																																																																																																																																																																																																																																																																																																																																																																																																																																																																																																
16	1'43.628	24.827	22.757	29.424	26.620	217.7	2	1'44.705 *	24.828	23.159	29.784*	26.934*	220.1																																																																																																																																																																																																																																																																																																																																																																																																																																																																																																																
24th 48	Ivan ORTOLÁ Angeluss MTA Team SPA						3	1'44.126	24.752	23.027	29.502	26.845	220.6																																																																																																																																																																																																																																																																																																																																																																																																																																																																																																																
	Runs=1	Total laps=17	Full laps=8	4	5'15.254 P	24.594						218.6																																																																																																																																																																																																																																																																																																																																																																																																																																																																																																																	
1	2'31.699 *	17.379	24.620	34.851*	28.541		5	13'10.209 *	18.049	24.519	29.808*	27.807																																																																																																																																																																																																																																																																																																																																																																																																																																																																																																																	
2	1'45.264 *	24.941	23.403	29.900*	27.020*	221.1	6	1'44.746	24.998	23.058	29.777	26.913	215.3																																																																																																																																																																																																																																																																																																																																																																																																																																																																																																																
3	1'44.614	24.791	23.138	29.640	27.045	221.1	7	1'44.611	25.059	23.130	29.653	26.769	213.0																																																																																																																																																																																																																																																																																																																																																																																																																																																																																																																
4	1'44.949	24.750	23.435	29.854	26.910	218.6	8	1'44.379	24.891	23.008	29.727	26.753	212.6																																																																																																																																																																																																																																																																																																																																																																																																																																																																																																																
5	1'46.701	24.653	23.122	29.570	29.356	218.2	9	1'44.217	24.859	22.934	29.584	26.840	212.6																																																																																																																																																																																																																																																																																																																																																																																																																																																																																																																
6	1'47.388 *	25.304	23.460	31.685*	26.939	221.1	10	1'44.065	24.904	22.981	29.602	26.578	210.8																																																																																																																																																																																																																																																																																																																																																																																																																																																																																																																
7	1'44.538	24.980	23.064	29.643	26.851	217.7	11	1'43.924	24.841	23.003	29.505	26.575	210.8																																																																																																																																																																																																																																																																																																																																																																																																																																																																																																																
8	1'44.486	24.679	23.106	29.654	27.047	221.6	12	1'47.768 *	25.65*	24.188	30.274	27.652	211.7																																																																																																																																																																																																																																																																																																																																																																																																																																																																																																																
9	1'44.598	24.879	23.173	29.641	26.905	215.8	13	1'44.631	24.955	23.027	29.676	26.973	212.1																																																																																																																																																																																																																																																																																																																																																																																																																																																																																																																
10	1'51.910 *	27.86*	24.011	31.890	28.142	215.8	14	1'44.357	24.851	23.088	29.555	26.863	213.0																																																																																																																																																																																																																																																																																																																																																																																																																																																																																																																
11	1'43.769	24.635	23.034	29.396	26.704	219.1	15	1'44.778	24.828	23.040	29.856	27.054	212.1																																																																																																																																																																																																																																																																																																																																																																																																																																																																																																																
12	1'46.930 P	26.24*	25.180	29.545	25.965	217.2	28th 87	Gerard RIU MALE BOE SKX SPA						1	2'15.835	16.276	24.314	30.343	27.346			Runs=1	Total laps=4	Full laps=2	2	1'44.548	24.732	23.100	29.750	26.966	220.1		13	12'06.582 *	15.239	33.996	34.228*	28.268		3	1'44.111	24.640	23.024	29.602	26.845	221.1	14	1'43.296 *	24.588	22.958	29.149*	26.601*	219.1	unfinished	24.718					219.1	15	1'43.312 *	24.636	22.856*	29.068	26.752	219.6	25th 20	Lorenzo FELLON SIC58 Squadra Corse FRA						29th 22	Ana CARRASCO BOE SKX SPA							Runs=1	Total laps=11	Full laps=5		Runs=1	Total laps=17	Full laps=11	1	2'31.273	16.568	23.843	34.033	28.520		1	2'26.439	18.887	24.812	32.907	27.936		2	1'45.859 *	25.189	23.296	29.998*	27.376*	215.3	2	1'47.025 *	25.364	23.699	30.664*	27.298*	217.2	3	1'44.807	24.776	23.120	29.626	27.285	222.0	3	1'45.784	24.989	23.454	30.219	27.122	219.1	4	1'46.289 *	26.55*	23.259	29.750*	26.721*	216.7	4	1'47.751	25.223	24.868	30.228	27.432	218.6	5	1'44.412	24.871	23.002	29.570	26.969	218.2	5	1'46.028	24.919	23.596	30.092	27.421	217.7	unfinished						215.3	6	1'46.605	25.751	23.586	30.149	27.119	217.7	6	1'51.603 *	15.16*	34.010	35.191*	27.239*		7	1'45.385	25.020	23.418	30.047	26.900	215.8	7	1'43.899	24.860	22.907	29.443	26.689	213.5	8	1'45.720	24.941	23.638	29.942	27.199	218.2	8	1'43.269 *	24.570	23.046*	29.113	26.540	218.2	9	1'45.278	24.872	23.198	30.058	27.150	218.6	9	1'48.741 *	24.40*	23.138	32.706*	28.493	219.1	10	1'44.981	24.959	23.192	29.913	26.917	217.7	10	1'43.813	24.733	23.149	29.386	26.545	216.3	11	1'44.668 P	24.894	23.306	29.967	26.501	216.7	26th 31	Adrian FERNANDEZ Red Bull KTM Tech3 SPA						12	11'06.171	20.334	23.888	30.729	27.286			Runs=2	Total laps=14	Full laps=5	13	1'46.441	24.997	23.259	29.959	28.226	213.5		1	2'32.557	17.253	24.758	35.710	28.839		14	1'52.968	25.331	26.525	32.427	28.685	213.5	2	1'45.382 *	24.818	23.547*	29.982*	27.035*	221.6	15	1'45.267	25.043	23.303	29.809	27.112	216.3	3	1'44.495	24.811	23.139	29.736	26.809	223.5	16	1'57.292 *	24.951	23.500			215.3	4	1'44.748	24.789	23.293	29.859	26.807	219.6	17	1'45.365 *	24.892	23.181	29.990	27.302	216.3	5	1'43.826	24.516	23.012	29.518	26.780	221.1	30th 70	Joshua WHATLEY VisionTrack Racing T GBR							Runs=2	Total laps=14	Full laps=4	6	1'44.426 *	24.720	23.076	29.715*	26.915	217.2	1	2'19.736	16.722	25.135	30.727	28.906		7	1'44.439	24.744	23.147	29.667	26.881	215.8	2	1'52.471 *	27.89*	26.478	30.730*	27.366*	212.6	8	1'48.389 P	24.718	23.507	30.065	30.099	216.7	3	1'46.617 *	25.544	23.531	30.232*	27.310*	211.7	9	8'47.522 *	17.502	23.917	29.744*	27.132		4	2'03.199	25.489	38.641	31.900	27.169	210.8	10	1'44.314 *	24.83*	23.115	29.558	26.811	216.3	5	1'46.067	25.353	23.460	30.092	27.162	210.8	11	1'46.186 P	26.04*	23.412	29.517*	27.214	214.4	6	1'51.006 P	27.18*	25.301	30.009*	28.509	209.0	12	9'40.748 *	15.785	23.612	29.798*	27.857		7	9'08.700	16.765	24.143	30.293	27.184		13	1'45.507	25.765	23.085	29.790	26.867	217.7	8	1'45.644	25.146	23.451	30.062	26.985	214.4	14	1'43.458 *	24.596	22.900	29.194*	26.768	218.6	9	1'45.855 *	24.98*	23.662	29.976*	27.233*	212.1	27th 72	Taiyo FURUSATO Honda Team Asia JPN						10	1'47.481 P	25.307	23.444	30.214*	28.516	211.7		Runs=1	Total laps=15	Full laps=10	11	9'47.845	16.215	36.536	30.472	27.081			1	2'17.615 *	16.348	24.217	30.157*	27.507		12	1'47.081 *	25.304	23.475*	31.206	27.096	209.0
28th 87	Gerard RIU MALE BOE SKX SPA						1	2'15.835	16.276	24.314	30.343	27.346																																																																																																																																																																																																																																																																																																																																																																																																																																																																																																																	
	Runs=1	Total laps=4	Full laps=2	2	1'44.548	24.732	23.100	29.750	26.966	220.1																																																																																																																																																																																																																																																																																																																																																																																																																																																																																																																			
13	12'06.582 *	15.239	33.996	34.228*	28.268		3	1'44.111	24.640	23.024	29.602	26.845	221.1																																																																																																																																																																																																																																																																																																																																																																																																																																																																																																																
14	1'43.296 *	24.588	22.958	29.149*	26.601*	219.1	unfinished	24.718					219.1																																																																																																																																																																																																																																																																																																																																																																																																																																																																																																																
15	1'43.312 *	24.636	22.856*	29.068	26.752	219.6	25th 20	Lorenzo FELLON SIC58 Squadra Corse FRA						29th 22	Ana CARRASCO BOE SKX SPA							Runs=1	Total laps=11	Full laps=5		Runs=1	Total laps=17	Full laps=11	1	2'31.273	16.568	23.843	34.033	28.520		1	2'26.439	18.887	24.812	32.907	27.936		2	1'45.859 *	25.189	23.296	29.998*	27.376*	215.3	2	1'47.025 *	25.364	23.699	30.664*	27.298*	217.2	3	1'44.807	24.776	23.120	29.626	27.285	222.0	3	1'45.784	24.989	23.454	30.219	27.122	219.1	4	1'46.289 *	26.55*	23.259	29.750*	26.721*	216.7	4	1'47.751	25.223	24.868	30.228	27.432	218.6	5	1'44.412	24.871	23.002	29.570	26.969	218.2	5	1'46.028	24.919	23.596	30.092	27.421	217.7	unfinished						215.3	6	1'46.605	25.751	23.586	30.149	27.119	217.7	6	1'51.603 *	15.16*	34.010	35.191*	27.239*		7	1'45.385	25.020	23.418	30.047	26.900	215.8	7	1'43.899	24.860	22.907	29.443	26.689	213.5	8	1'45.720	24.941	23.638	29.942	27.199	218.2	8	1'43.269 *	24.570	23.046*	29.113	26.540	218.2	9	1'45.278	24.872	23.198	30.058	27.150	218.6	9	1'48.741 *	24.40*	23.138	32.706*	28.493	219.1	10	1'44.981	24.959	23.192	29.913	26.917	217.7	10	1'43.813	24.733	23.149	29.386	26.545	216.3	11	1'44.668 P	24.894	23.306	29.967	26.501	216.7	26th 31	Adrian FERNANDEZ Red Bull KTM Tech3 SPA						12	11'06.171	20.334	23.888	30.729	27.286			Runs=2	Total laps=14	Full laps=5	13	1'46.441	24.997	23.259	29.959	28.226	213.5		1	2'32.557	17.253	24.758	35.710	28.839		14	1'52.968	25.331	26.525	32.427	28.685	213.5	2	1'45.382 *	24.818	23.547*	29.982*	27.035*	221.6	15	1'45.267	25.043	23.303	29.809	27.112	216.3	3	1'44.495	24.811	23.139	29.736	26.809	223.5	16	1'57.292 *	24.951	23.500			215.3	4	1'44.748	24.789	23.293	29.859	26.807	219.6	17	1'45.365 *	24.892	23.181	29.990	27.302	216.3	5	1'43.826	24.516	23.012	29.518	26.780	221.1	30th 70	Joshua WHATLEY VisionTrack Racing T GBR							Runs=2	Total laps=14	Full laps=4	6	1'44.426 *	24.720	23.076	29.715*	26.915	217.2	1	2'19.736	16.722	25.135	30.727	28.906		7	1'44.439	24.744	23.147	29.667	26.881	215.8	2	1'52.471 *	27.89*	26.478	30.730*	27.366*	212.6	8	1'48.389 P	24.718	23.507	30.065	30.099	216.7	3	1'46.617 *	25.544	23.531	30.232*	27.310*	211.7	9	8'47.522 *	17.502	23.917	29.744*	27.132		4	2'03.199	25.489	38.641	31.900	27.169	210.8	10	1'44.314 *	24.83*	23.115	29.558	26.811	216.3	5	1'46.067	25.353	23.460	30.092	27.162	210.8	11	1'46.186 P	26.04*	23.412	29.517*	27.214	214.4	6	1'51.006 P	27.18*	25.301	30.009*	28.509	209.0	12	9'40.748 *	15.785	23.612	29.798*	27.857		7	9'08.700	16.765	24.143	30.293	27.184		13	1'45.507	25.765	23.085	29.790	26.867	217.7	8	1'45.644	25.146	23.451	30.062	26.985	214.4	14	1'43.458 *	24.596	22.900	29.194*	26.768	218.6	9	1'45.855 *	24.98*	23.662	29.976*	27.233*	212.1	27th 72	Taiyo FURUSATO Honda Team Asia JPN						10	1'47.481 P	25.307	23.444	30.214*	28.516	211.7		Runs=1	Total laps=15	Full laps=10	11	9'47.845	16.215	36.536	30.472	27.081			1	2'17.615 *	16.348	24.217	30.157*	27.507		12	1'47.081 *	25.304	23.475*	31.206	27.096	209.0																																																													
25th 20	Lorenzo FELLON SIC58 Squadra Corse FRA						29th 22	Ana CARRASCO BOE SKX SPA																																																																																																																																																																																																																																																																																																																																																																																																																																																																																																																					
	Runs=1	Total laps=11	Full laps=5		Runs=1	Total laps=17	Full laps=11																																																																																																																																																																																																																																																																																																																																																																																																																																																																																																																						
1	2'31.273	16.568	23.843	34.033	28.520		1	2'26.439	18.887	24.812	32.907	27.936																																																																																																																																																																																																																																																																																																																																																																																																																																																																																																																	
2	1'45.859 *	25.189	23.296	29.998*	27.376*	215.3	2	1'47.025 *	25.364	23.699	30.664*	27.298*	217.2																																																																																																																																																																																																																																																																																																																																																																																																																																																																																																																
3	1'44.807	24.776	23.120	29.626	27.285	222.0	3	1'45.784	24.989	23.454	30.219	27.122	219.1																																																																																																																																																																																																																																																																																																																																																																																																																																																																																																																
4	1'46.289 *	26.55*	23.259	29.750*	26.721*	216.7	4	1'47.751	25.223	24.868	30.228	27.432	218.6																																																																																																																																																																																																																																																																																																																																																																																																																																																																																																																
5	1'44.412	24.871	23.002	29.570	26.969	218.2	5	1'46.028	24.919	23.596	30.092	27.421	217.7																																																																																																																																																																																																																																																																																																																																																																																																																																																																																																																
unfinished						215.3	6	1'46.605	25.751	23.586	30.149	27.119	217.7																																																																																																																																																																																																																																																																																																																																																																																																																																																																																																																
6	1'51.603 *	15.16*	34.010	35.191*	27.239*		7	1'45.385	25.020	23.418	30.047	26.900	215.8																																																																																																																																																																																																																																																																																																																																																																																																																																																																																																																
7	1'43.899	24.860	22.907	29.443	26.689	213.5	8	1'45.720	24.941	23.638	29.942	27.199	218.2																																																																																																																																																																																																																																																																																																																																																																																																																																																																																																																
8	1'43.269 *	24.570	23.046*	29.113	26.540	218.2	9	1'45.278	24.872	23.198	30.058	27.150	218.6																																																																																																																																																																																																																																																																																																																																																																																																																																																																																																																
9	1'48.741 *	24.40*	23.138	32.706*	28.493	219.1	10	1'44.981	24.959	23.192	29.913	26.917	217.7																																																																																																																																																																																																																																																																																																																																																																																																																																																																																																																
10	1'43.813	24.733	23.149	29.386	26.545	216.3	11	1'44.668 P	24.894	23.306	29.967	26.501	216.7																																																																																																																																																																																																																																																																																																																																																																																																																																																																																																																
26th 31	Adrian FERNANDEZ Red Bull KTM Tech3 SPA						12	11'06.171	20.334	23.888	30.729	27.286																																																																																																																																																																																																																																																																																																																																																																																																																																																																																																																	
	Runs=2	Total laps=14	Full laps=5	13	1'46.441	24.997	23.259	29.959	28.226	213.5																																																																																																																																																																																																																																																																																																																																																																																																																																																																																																																			
1	2'32.557	17.253	24.758	35.710	28.839		14	1'52.968	25.331	26.525	32.427	28.685	213.5																																																																																																																																																																																																																																																																																																																																																																																																																																																																																																																
2	1'45.382 *	24.818	23.547*	29.982*	27.035*	221.6	15	1'45.267	25.043	23.303	29.809	27.112	216.3																																																																																																																																																																																																																																																																																																																																																																																																																																																																																																																
3	1'44.495	24.811	23.139	29.736	26.809	223.5	16	1'57.292 *	24.951	23.500			215.3																																																																																																																																																																																																																																																																																																																																																																																																																																																																																																																
4	1'44.748	24.789	23.293	29.859	26.807	219.6	17	1'45.365 *	24.892	23.181	29.990	27.302	216.3																																																																																																																																																																																																																																																																																																																																																																																																																																																																																																																
5	1'43.826	24.516	23.012	29.518	26.780	221.1	30th 70	Joshua WHATLEY VisionTrack Racing T GBR							Runs=2	Total laps=14	Full laps=4	6	1'44.426 *	24.720	23.076	29.715*	26.915	217.2	1	2'19.736	16.722	25.135	30.727	28.906		7	1'44.439	24.744	23.147	29.667	26.881	215.8	2	1'52.471 *	27.89*	26.478	30.730*	27.366*	212.6	8	1'48.389 P	24.718	23.507	30.065	30.099	216.7	3	1'46.617 *	25.544	23.531	30.232*	27.310*	211.7	9	8'47.522 *	17.502	23.917	29.744*	27.132		4	2'03.199	25.489	38.641	31.900	27.169	210.8	10	1'44.314 *	24.83*	23.115	29.558	26.811	216.3	5	1'46.067	25.353	23.460	30.092	27.162	210.8	11	1'46.186 P	26.04*	23.412	29.517*	27.214	214.4	6	1'51.006 P	27.18*	25.301	30.009*	28.509	209.0	12	9'40.748 *	15.785	23.612	29.798*	27.857		7	9'08.700	16.765	24.143	30.293	27.184		13	1'45.507	25.765	23.085	29.790	26.867	217.7	8	1'45.644	25.146	23.451	30.062	26.985	214.4	14	1'43.458 *	24.596	22.900	29.194*	26.768	218.6	9	1'45.855 *	24.98*	23.662	29.976*	27.233*	212.1	27th 72	Taiyo FURUSATO Honda Team Asia JPN						10	1'47.481 P	25.307	23.444	30.214*	28.516	211.7		Runs=1	Total laps=15	Full laps=10	11	9'47.845	16.215	36.536	30.472	27.081			1	2'17.615 *	16.348	24.217	30.157*	27.507		12	1'47.081 *	25.304	23.475*	31.206	27.096	209.0																																																																																																																																																																																																																																																																																																																																						
30th 70	Joshua WHATLEY VisionTrack Racing T GBR							Runs=2	Total laps=14	Full laps=4																																																																																																																																																																																																																																																																																																																																																																																																																																																																																																																			
6	1'44.426 *	24.720	23.076	29.715*	26.915	217.2	1	2'19.736	16.722	25.135	30.727	28.906																																																																																																																																																																																																																																																																																																																																																																																																																																																																																																																	
7	1'44.439	24.744	23.147	29.667	26.881	215.8	2	1'52.471 *	27.89*	26.478	30.730*	27.366*	212.6																																																																																																																																																																																																																																																																																																																																																																																																																																																																																																																
8	1'48.389 P	24.718	23.507	30.065	30.099	216.7	3	1'46.617 *	25.544	23.531	30.232*	27.310*	211.7																																																																																																																																																																																																																																																																																																																																																																																																																																																																																																																
9	8'47.522 *	17.502	23.917	29.744*	27.132		4	2'03.199	25.489	38.641	31.900	27.169	210.8																																																																																																																																																																																																																																																																																																																																																																																																																																																																																																																
10	1'44.314 *	24.83*	23.115	29.558	26.811	216.3	5	1'46.067	25.353	23.460	30.092	27.162	210.8																																																																																																																																																																																																																																																																																																																																																																																																																																																																																																																
11	1'46.186 P	26.04*	23.412	29.517*	27.214	214.4	6	1'51.006 P	27.18*	25.301	30.009*	28.509	209.0																																																																																																																																																																																																																																																																																																																																																																																																																																																																																																																
12	9'40.748 *	15.785	23.612	29.798*	27.857		7	9'08.700	16.765	24.143	30.293	27.184																																																																																																																																																																																																																																																																																																																																																																																																																																																																																																																	
13	1'45.507	25.765	23.085	29.790	26.867	217.7	8	1'45.644	25.146	23.451	30.062	26.985	214.4																																																																																																																																																																																																																																																																																																																																																																																																																																																																																																																
14	1'43.458 *	24.596	22.900	29.194*	26.768	218.6	9	1'45.855 *	24.98*	23.662	29.976*	27.233*	212.1																																																																																																																																																																																																																																																																																																																																																																																																																																																																																																																
27th 72	Taiyo FURUSATO Honda Team Asia JPN						10	1'47.481 P	25.307	23.444	30.214*	28.516	211.7																																																																																																																																																																																																																																																																																																																																																																																																																																																																																																																
	Runs=1	Total laps=15	Full laps=10	11	9'47.845	16.215	36.536	30.472	27.081																																																																																																																																																																																																																																																																																																																																																																																																																																																																																																																				
1	2'17.615 *	16.348	24.217	30.157*	27.507		12	1'47.081 *	25.304	23.475*	31.206	27.096	209.0																																																																																																																																																																																																																																																																																																																																																																																																																																																																																																																

Fastest Lap: Dennis FOGGIA Leopard Racing ITA 1'41.680 24.354 22.360 28.888 26.078

These data/results cannot be reproduced, stored and/or transmitted in whole or in part by any manner of electronic, mechanical, photocopying, recording, broadcasting or otherwise now known or herein after developed without the previous express consent by the copyright owner, except for reproduction in daily press and regular printed publications on sale to the public within 60 days of the event related to those data/results and always provided that copyright symbol appears together as follows below.
© DORNA, 2022

Official MotoGP Timing by TISSOT
www.motogp.com

Le Mans, Friday, May 13, 2022

Page 5 of 6



Free Practice Nr. 2

Moto3

Lap	Lap Time	T1	T2	T3	T4	Speed	Lap	Lap Time	T1	T2	T3	T4	Speed
13	1'45.754	25.204	23.429	30.051	27.070	209.9							
14	1'45.986 *	25.273	23.317	29.970*	27.426*	208.6							

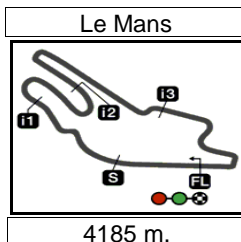
Fastest Lap:	Dennis FOGGIA	Leopard Racing	ITA	1'41.680	24.354	22.360	28.888	26.078
---------------------	---------------	----------------	-----	-----------------	--------	--------	--------	--------

These data/results cannot be reproduced, stored and/or transmitted in whole or in part by any manner of electronic, mechanical, photocopying, recording, broadcasting or otherwise now known or herein after developed without the previous express consent by the copyright owner, except for reproduction in daily press and regular printed publications on sale to the public within 60 days of the event related to those data/results and always provided that copyright symbol appears together as follows below.
 © DORNA, 2022

Official MotoGP Timing by **TISSOT**
 www.motogp.com

Le Mans, Friday, May 13, 2022





Results and timing service provided by **TISSOT**

SHARK GRAND PRIX DE FRANCE

Free Practice Nr. 2

Best Partial Times

Moto3™

IT Ideal Lap Time, sum of the best partial times

BT Best Lap Time


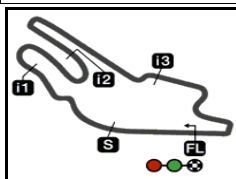
<i>T1</i>		<i>T2</i>		<i>T3</i>		<i>T4</i>				<i>IT</i>	<i>BT</i>	
Pos	Rider	Time	Rider	Time	Rider	Time	Rider	Time	Pos	Rider	IT	BT
1	J.MASIA	24.287	D.FOGGIA	22.360	D.FOGGIA	28.755	D.FOGGIA	26.078	1	D.FOGGIA	1'41.518	1'41.680 (1)
2	GUEVARA	24.315	T.SUZUKI	22.501	I.GUEVARA	28.808	C.TATAY	26.282	2	T.SUZUKI	1'41.991	1'42.203 (3)
3	D.FOGGIA	24.325	C.TATAY	22.517	T.SUZUKI	28.841	T.SUZUKI	26.297	3	I.GUEVARA	1'41.998	1'42.108 (2)
4	X.ARTIGAS	24.331	I.GUEVARA	22.537	J.MASIA	28.933	J.MASIA	26.302	4	J.MASIA	1'42.223	1'42.348 (5)
5	A.MIGNO	24.346	D.ÖNCÜ	22.571	C.TATAY	29.023	E.BARTOLINI	26.320	5	C.TATAY	1'42.236	1'42.326 (4)
6	T.SUZUKI	24.352	D.HOLGADO	22.575	E.BARTOLINI	29.051	I.GUEVARA	26.338	6	A.MIGNO	1'42.430	1'42.618 (7)
7	E.BARTOLINI	24.373	A.SASAKI	22.591	D.ÖNCÜ	29.060	A.MIGNO	26.351	7	E.BARTOLINI	1'42.470	1'42.552 (6)
8	J.KELSO	24.389	R.ROSSI	22.595	I.ORTOLÁ	29.068	D.ÖNCÜ	26.408	8	D.ÖNCÜ	1'42.530	1'42.792 (10)
9	A.SASAKI	24.400	J.MCPHEE	22.619	A.MIGNO	29.093	D.HOLGADO	26.416	9	A.SASAKI	1'42.581	1'42.678 (9)
10	S.NEPA	24.412	A.MIGNO	22.640	L.FELLON	29.113	M.BERTELLE	26.420	10	D.HOLGADO	1'42.590	1'42.843 (12)
11	J.RUEDA	24.413	X.ARTIGAS	22.654	R.ROSSI	29.142	D.MOREIRA	26.424	11	R.ROSSI	1'42.649	1'42.649 (8)
12	C.TATAY	24.414	J.KELSO	22.669	J.MCPHEE	29.144	M.AJI	26.428	12	J.MCPHEE	1'42.713	1'43.121 (16)
13	S.GARCIA	24.417	S.GARCIA	22.693	D.HOLGADO	29.148	A.SASAKI	26.437	13	X.ARTIGAS	1'42.731	1'42.894 (13)
14	M.BERTELLE	24.428	R.YAMANAKA	22.694	A.SASAKI	29.153	R.ROSSI	26.453	14	M.BERTELLE	1'42.773	1'43.127 (17)
15	D.HOLGADO	24.451	J.MASIA	22.701	M.BERTELLE	29.168	J.MCPHEE	26.462	15	S.GARCIA	1'42.791	1'43.021 (14)
16	D.MOREIRA	24.452	M.AJI	22.722	R.YAMANAKA	29.172	S.GARCIA	26.487	16	D.MOREIRA	1'42.800	1'42.800 (11)
17	R.ROSSI	24.459	E.BARTOLINI	22.726	K.TOBA	29.177	R.YAMANAKA	26.512	17	J.KELSO	1'42.807	1'43.332 (19)
18	K.TOBA	24.483	D.MOREIRA	22.731	D.MOREIRA	29.193	X.ARTIGAS	26.530	18	R.YAMANAKA	1'42.884	1'43.219 (18)
19	J.MCPHEE	24.488	M.BERTELLE	22.757	S.GARCIA	29.194	J.KELSO	26.538	19	K.TOBA	1'43.059	1'43.101 (15)
20	D.ÖNCÜ	24.491	S.OGDEN	22.757	J.KELSO	29.211	L.FELLON	26.540	20	M.AJI	1'43.090	1'43.385 (20)
21	R.YAMANAKA	24.506	J.RUEDA	22.827	X.ARTIGAS	29.216	K.TOBA	26.546	21	L.FELLON	1'43.130	1'43.813 (25)
22	A.FERNANDEZ	24.516	S.NEPA	22.831	J.RUEDA	29.316	S.NEPA	26.567	21	S.NEPA	1'43.130	1'43.416 (21)
23	S.OGDEN	24.555	K.TOBA	22.853	S.NEPA	29.320	T.FURUSATO	26.575	23	I.ORTOLÁ	1'43.197	1'43.635 (24)
24	L.FELLON	24.570	A.FERNANDEZ	22.900	M.AJI	29.339	S.OGDEN	26.600	24	J.RUEDA	1'43.251	1'43.601 (22)

These data/results cannot be reproduced, stored and/or transmitted in whole or in part by any manner of electronic, mechanical, photocopying, recording, broadcasting or otherwise now known or herein after developed without the previous express consent by the copyright owner, except for reproduction in daily press and regular printed publications on sale to the public within 60 days of the event related to those data/results and always provided that copyright symbol appears together as follows below.
© DORNA, 2022

Official MotoGP Timing by **TISSOT**
www.motogp.com



Le Mans

Results and timing service provided by  **TISSOT**

4185 m.

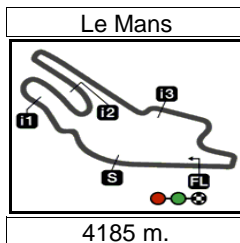
SHARK GRAND PRIX DE FRANCE**Free Practice Nr. 2****Best Partial Times****Moto3™***IT* Ideal Lap Time, sum of the best partial times*BT* Best Lap Time

T1			T2			T3			T4				
<i>Pos</i>	<i>Rider</i>	<i>Time</i>	<i>Rider</i>	<i>Time</i>	<i>Rider</i>	<i>Time</i>	<i>Rider</i>	<i>Time</i>	<i>Pos</i>	<i>Rider</i>	<i>IT</i>	<i>BT</i>	
25	I.ORTOLÁ	24.588	L.FELLON	22.907	S.OGDEN	29.424	I.ORTOLÁ	26.630	25	S.OGDEN	1'43.336	1'43.628 (23)	
26	T.FURUSATO	24.594	I.ORTOLÁ	22.911	T.FURUSATO	29.502	J.RUEDA	26.695	26	T.FURUSATO	1'43.605	1'43.924 (27)	
27	M.AJI	24.601	T.FURUSATO	22.934	A.FERNANDEZ	29.518	A.FERNANDEZ	26.768	27	A.FERNANDEZ	1'43.702	1'43.826 (26)	
28	G.RIU MALE	24.640	G.RIU MALE	23.024	G.RIU MALE	29.602	G.RIU MALE	26.845	28	G.RIU MALE	1'44.111	1'44.111 (28)	
29	A.CARRASCO	24.872	A.CARRASCO	23.181	A.CARRASCO	29.809	A.CARRASCO	26.900	29	A.CARRASCO	1'44.762	1'44.981 (29)	
30	J.WHATLEY	25.146	J.WHATLEY	23.317	J.WHATLEY	30.051	J.WHATLEY	26.985	30	J.WHATLEY	1'45.499	1'45.644 (30)	

These data/results cannot be reproduced, stored and/or transmitted in whole or in part by any manner of electronic, mechanical, photocopying, recording, broadcasting or otherwise now known or herein after developed without the previous express consent by the copyright owner, except for reproduction in daily press and regular printed publications on sale to the public within 60 days of the event related to those data/results and always provided that copyright symbol appears together as follows below.
© DORNA, 2022

Official MotoGP Timing by **TISSOT**
www.motogp.com





Results and timing service provided by TISSOT

Moto3™

SHARK GRAND PRIX DE FRANCE

Free Practice Nr. 2

Fastest Laps Sequence

<i>Practice Time</i>	<i>Rider</i>	<i>Nation</i>	<i>Motorcycle</i>	<i>Time</i>	<i>Km/h</i>	<i>Rider's Lap</i>
3'47.963	6 Ryusei YAMANAKA	JPN	KTM	1'44.852	143.6	2
3'49.839	16 Andrea MIGNO	ITA	HONDA	1'44.526	144.1	2
3'59.044	66 Joel KELSO	AUS	KTM	1'44.425	144.2	2
4'41.817	27 Kaito TOBA	JPN	KTM	1'44.407	144.3	2
4'44.111	5 Jaume MASIA	SPA	KTM	1'44.152	144.6	2
4'55.967	28 Izan GUEVARA	SPA	GASGAS	1'43.529	145.5	2
5'59.879	96 Daniel HOLGADO	SPA	KTM	1'43.382	145.7	3
6'27.700	24 Tatsuki SUZUKI	JPN	HONDA	1'43.228	145.9	3
6'38.860	28 Izan GUEVARA	SPA	GASGAS	1'42.893	146.4	3
13'30.712	28 Izan GUEVARA	SPA	GASGAS	1'42.802	146.5	7
15'00.406	7 Dennis FOGGIA	ITA	HONDA	1'42.777	146.5	8
16'43.081	7 Dennis FOGGIA	ITA	HONDA	1'42.675	146.7	9
18'25.673	7 Dennis FOGGIA	ITA	HONDA	1'42.592	146.8	10
20'08.000	7 Dennis FOGGIA	ITA	HONDA	1'42.327	147.2	11
20'32.331	99 Carlos TATAY	SPA	CFMOTO	1'42.326	147.2	8
35'18.720	7 Dennis FOGGIA	ITA	HONDA	1'41.962	147.7	15
40'24.348	7 Dennis FOGGIA	ITA	HONDA	1'41.680	148.1	18

These data/results cannot be reproduced, stored and/or transmitted in whole or in part by any manner of electronic, mechanical, photocopying, recording, broadcasting or otherwise now known or herein after developed without the previous express consent by the copyright owner, except for reproduction in daily press and regular printed publications on sale to the public within 60 days of the event related to those data/results and always provided that copyright symbol appears together as follows below.

© DORNA, 2022

Official MotoGP Timing by TISSOT
www.motogp.com

Le Mans, Friday, May 13, 2022

