

5513 m.

## RED BULL GRAND PRIX OF THE AMERICAS

## Race

Classification after 20 laps = 110.26 km

29

Pos	Rider	Nation	Team	Motorcycle	Total Time	Km/h	Gap
1	25 42 Alex RINS	SPA	LCR Honda CASTROL	HONDA	41'14.649	160.4	
2	20 10 Luca MARINI	ITA	Mooney VR46 Racing Team	DUCATI	41'18.147	160.1	3.498
3	16 20 Fabio QUARTARARO	FRA	Monster Energy Yamaha MotoGP	YAMAHA	41'19.585	160.0	4.936
4	13 12 Maverick VIÑALES	SPA	Aprilia Racing	APRILIA	41'22.967	159.8	8.318
5	11 88 Miguel OLIVEIRA	POR	CryptoDATA RNF MotoGP Team	APRILIA	41'24.638	159.7	9.989
6	10 72 Marco BEZZECCHI	ITA	Mooney VR46 Racing Team	DUCATI	41'26.698	159.6	12.049
7	9 5 Johann ZARCO	FRA	Prima Pramac Racing	DUCATI	41'26.891	159.6	12.242
8	8 21 Franco MORBIDELLI	ITA	Monster Energy Yamaha MotoGP	YAMAHA	41'35.048	159.0	20.399
9	7 49 Fabio DI GIANNANTONIO	ITA	Gresini Racing MotoGP	DUCATI	41'42.630	158.6	27.981
10	6 37 Augusto FERNANDEZ	SPA	GASGAS Factory Racing Tech3	KTM	41'42.866	158.5	28.217
11	5 51 Michele PIRRO	ITA	Ducati Lenovo Team	DUCATI	41'47.019	158.3	32.370
12	4 94 Jonas FOLGER	GER	GASGAS Factory Racing Tech3	KTM	42'22.714	156.1	1'08.065
13	3 33 Brad BINDER	RSA	Red Bull KTM Factory Racing	KTM	42'37.661	155.1	1'23.012
<b>Not classified</b>							
	6 Stefan BRADL	GER	Repsol Honda Team	HONDA	37'33.252	158.5	2 laps
	30 Takaaki NAKAGAMI	JPN	LCR Honda IDEMITSU	HONDA	22'54.557	158.8	9 laps
	36 Joan MIR	SPA	Repsol Honda Team	HONDA	16'39.616	158.8	12 laps
	1 Francesco BAGNAIA	ITA	Ducati Lenovo Team	DUCATI	14'25.337	160.5	13 laps
	43 Jack MILLER	AUS	Red Bull KTM Factory Racing	KTM	12'23.426	160.1	14 laps
	25 Raul FERNANDEZ	SPA	CryptoDATA RNF MotoGP Team	APRILIA	13'03.932	151.9	14 laps
<b>Not finished first lap</b>							
	73 Alex MARQUEZ	SPA	Gresini Racing MotoGP	DUCATI			
	41 Aleix ESPARGARO	SPA	Aprilia Racing	APRILIA			
	89 Jorge MARTIN	SPA	Prima Pramac Racing	DUCATI			

Race condition: Dry

Air: 21°

Humidity: 32%

Ground: 41°

Pole Position:

Fastest Lap (New record):

Best Race Lap:

All Time Lap Record:

	Francesco BAGNAIA	2'01.892	162.8 Km/h
Lap 4	Alex RINS	2'03.126	161.1 Km/h
2022	Enea BASTIANINI	2'03.521	160.6 Km/h
2023	Francesco BAGNAIA	2'01.892	162.8 Km/h

13:35'00

13:59'53

14:02'39

14:03'13 Alex MARQUEZ

14:03'19 Jorge MARTIN

14:03'37 -

14:04'07 Aleix ESPARGARO

14:15'42 Raul FERNANDEZ

14:15'46 Jack MILLER

14:17'29 Francesco BAGNAIA

14:20'53 Joan MIR

14:25'02 Brad BINDER

14:25'40 Brad BINDER

14:25'50 Takaaki NAKAGAMI

14:41'51 Stefan BRADL

SIGHTING LAP START

WARM UP LAP START

RACE START

crashed out - Rider OK

crashed out - Rider OK

No jump starts

crashed out - Rider OK

entered pits and retired

crashed out - Rider OK

crashed out - Rider OK

crashed out - Rider OK

crashed out - Rider OK

re-joined race

crashed out - Rider OK

crashed out - Rider OK

The results are provisional until the end of the limit for protest and appeals.

Time limit for protest expires 30' after publication of the results - ..... Time: .....

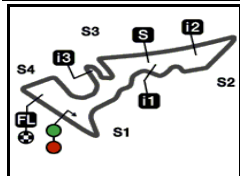
These data/results cannot be reproduced, stored and/or transmitted in whole or in part by any manner of electronic, mechanical, photocopying, recording, broadcasting or otherwise now known or herein after developed without the previous express consent by the copyright owner, except for reproduction in daily press and regular printed publications on sale to the public within 60 days of the event related to those data/results and always provided that copyright symbol appears together as follows below.

© DORNA, 2023

Official MotoGP Timing by TISSOT  
www.motogp.com

Austin, Sunday, April 16, 2023





5513 m.

## RED BULL GRAND PRIX OF THE AMERICAS

## World Championship Classification

30

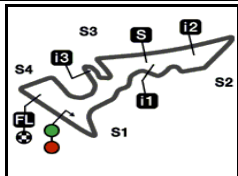
Rider		Points	Leader	Previous	POR	ARG	AME	SPA	FRA	ITA	GER	NED	KAZ	GBR	AUT	CAT	RSM	IND	JPN	INA	AUS	THA	MAL	QAT	VAL
1	<b>BEZZECCHI Marco</b>	ITA	<b>64</b>			16	34	14																	
2	<b>BAGNAIA Francesco</b>	ITA	<b>53</b>	11	11	37	4	12																	
3	<b>RINS Alex</b>	SPA	<b>47</b>	17	6	6	7	34																	
4	<b>VIÑALES Maverick</b>	SPA	<b>45</b>	19	2	25	7	13																	
5	<b>ZARCO Johann</b>	FRA	<b>44</b>	20	1	15	20	9																	
6	<b>MARINI Luca</b>	ITA	<b>38</b>	26	6	-	15	23																	
7	<b>QUARTARARO Fabio</b>	FRA	<b>34</b>	30	4	8	10	16																	
8	<b>MARQUEZ Alex</b>	SPA	<b>33</b>	31	1	12	21	-																	
9	<b>BINDER Brad</b>	RSA	<b>30</b>	34	3	10	12	8																	
10	<b>MORBIDELLI Franco</b>	ITA	<b>29</b>	35	1	2	19	8																	
11	<b>MARTIN Jorge</b>	SPA	<b>29</b>	35	0	9	13	7																	
12	<b>MILLER Jack</b>	AUS	<b>26</b>	38	3	15	10	1																	
13	<b>ESPARGARO Aleix</b>	SPA	<b>18</b>	46	8	11	1	6																	
14	<b>OLIVEIRA Miguel</b>	POR	<b>16</b>	48	2	3	-	13																	
15	<b>FERNANDEZ Augusto</b>	SPA	<b>14</b>	50	2	3	5	6																	
16	<b>DI GIANNANTONIO Fabio</b>	ITA	<b>13</b>	51	1	0	6	7																	
17	<b>NAKAGAMI Takaaki</b>	JPN	<b>7</b>	57	6	4	3	0																	
18	<b>MARQUEZ Marc</b>	SPA	<b>7</b>	57	0	7	-	-																	
19	<b>MIR Joan</b>	SPA	<b>5</b>	59	2	5	-	0																	
20	<b>PIRRO Michele</b>	ITA	<b>5</b>	59	0	-	-	5																	
21	<b>FOLGER Jonas</b>	GER	<b>4</b>	60	1	-	-	4																	
22	<b>FERNANDEZ Raul</b>	SPA	<b>2</b>	62	2	0	2	0																	

These data/results cannot be reproduced, stored and/or transmitted in whole or in part by any manner of electronic, mechanical, photocopying, recording, broadcasting or otherwise now known or herein after developed without the previous express consent by the copyright owner, except for reproduction in daily press and regular printed publications on sale to the public within 60 days of the event related to those data/results and always provided that copyright symbol appears together as follows below.

© DORNA, 2023

Official MotoGP Timing by **TISSOT**  
www.motogp.com





5513 m.

## RED BULL GRAND PRIX OF THE AMERICAS

## World Championship Classification

30

Rider	Points	Leader	Previous	POR	ARG	AME	SPA	FRA	ITA	GER	NED	KAZ	GBR	AUT	CAT	RSM	IND	JPN	INA	AUS	THA	MAL	QAT	VAL
23 BRADL Stefan	GER	0	64	2	-	-	0																	

Constructor	Points	Leader	Previous	POR	ARG	AME	SPA	FRA	ITA	GER	NED	KAZ	GBR	AUT	CAT	RSM	IND	JPN	INA	AUS	THA	MAL	QAT	VAL
1 DUCATI	103			37	34	32																		
2 HONDA	54	49	49	13	7	34																		
3 APRILIA	51	52	3	25	7	19																		
4 KTM	49	54	2	16	22	11																		
5 YAMAHA	43	60	6	8	19	16																		

Team	Points	Leader	Previous	POR	ARG	AME	SPA	FRA	ITA	GER	NED	KAZ	GBR	AUT	CAT	RSM	IND	JPN	INA	AUS	THA	MAL	QAT	VAL
1 MOONEY VR46 RACING TEAM	102			16	49	37																		
2 PRIMA PRAMAC RACING	73	29	29	24	33	16																		
3 APRILIA RACING	63	39	10	36	8	19																		
4 MONSTER ENERGY YAMAHA MOTOGP	63	39	0	10	29	24																		
5 DUCATI LENOVO TEAM	58	44	5	37	4	17																		
6 RED BULL KTM FACTORY RACING	56	46	2	25	22	9																		
7 LCR HONDA	54	48	2	10	10	34																		
8 GRESINI RACING MOTOGP	46	56	8	12	27	7																		
9 CRYPTODATA RNF MOTOGP TEAM	18	84	28	3	2	13																		
10 GASGAS FACTORY RACING TECH3	18	84	0	3	5	10																		
11 REPSOL HONDA TEAM	12	90	6	12	-	-																		

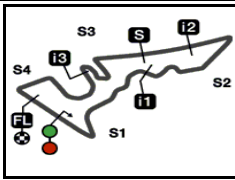
These data/results cannot be reproduced, stored and/or transmitted in whole or in part by any manner of electronic, mechanical, photocopying, recording, broadcasting or otherwise now known or herein after developed without the previous express consent by the copyright owner, except for reproduction in daily press and regular printed publications on sale to the public within 60 days of the event related to those data/results and always provided that copyright symbol appears together as follows below.  
© DORNA, 2023

Official MotoGP Timing by TISSOT  
www.motogp.com

Austin, Sunday, April 16, 2023

Page 2 of 2





5513 m.

**RED BULL GRAND PRIX OF THE AMERICAS**  
**Race**  
**Lap Chart**

**31**

Pos	1	2	3	4	5	6	7	8	9	10	11	12	13	14	15	16	17	18	19	20	21	22
Grid	1	42	10	73	72	41	20	12	5	43	33	89	36	21	88	49	30	51	25	37	6	94



1	1	42	43	20	10	72	5	88	33	12	21	36	25	30	49	37	6	51	94				
2	1	42	43	20	10	72	5	88	33	12	21	36	25	30	49	37	6	51	94				
3	1	42	43	20	10	72	88	5	33	12	21	36	25	30	49	37	6	51	94				
4	1	42	43	20	10	72	5	88	12	33	21	36	25	30	49	37	6	51	94				
5	1	42	43	20	10	72	5	12	88	33	21	36	30	49	37	6	51	25	94				
6	1	42	43	20	10	72	5	12	88	33	21	36	30	49	37	6	51	94	25				
7	1	42	20	10	72	5	12	88	33	21	36	30	49	37	6	51	94						
8	42	20	10	72	12	5	88	33	21	36	30	49	37	6	51	94							
9	42	20	10	72	12	5	88	33	21	30	49	37	6	51	94								
10	42	20	10	72	12	5	88	33	21	30	49	37	6	51	94								
L	11	42	20	10	72	12	88	5	21	30	49	37	6	51	94	33							
a	12	42	20	10	72	12	88	5	21	49	37	6	51	94	33								
P	13	42	10	20	72	12	88	5	21	49	37	6	51	94	33								
S	14	42	10	20	12	88	72	5	21	49	37	6	51	94	33								
	15	42	10	20	12	88	72	5	21	49	37	6	51	94	33								
	16	42	10	20	12	88	72	5	21	49	37	6	51	94	33								
	17	42	10	20	12	88	72	5	21	49	37	6	51	94	33								
	18	42	10	20	12	88	72	5	21	49	37	6	51	94	33								
	19	42	10	20	12	88	72	5	21	49	37	51	94	33									
	20	42	10	20	12	88	72	5	21	49	37	51	94	33									

Winner     Lapped rider

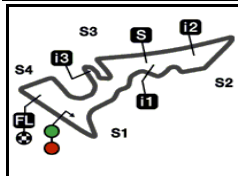
These data/results cannot be reproduced, stored and/or transmitted in whole or in part by any manner of electronic, mechanical, photocopying, recording, broadcasting or otherwise now known or herein after developed without the previous express consent by the copyright owner, except for reproduction in daily press and regular printed publications on sale to the public within 60 days of the event related to those data/results and always provided that copyright symbol appears together as follows below.

© DORNA, 2023

Official MotoGP Timing by **TISSOT**  
 www.motogp.com

**Austin, Sunday, April 16, 2023**






5513 m.

## RED BULL GRAND PRIX OF THE AMERICAS

## Race

## Fastest Lap of Each Rider

32

	Rider	Nation	Team	Motorcycle	Time	Lap Total	Gap
1	42 Alex RINS	SPA	LCR Honda CASTROL	HONDA	<b>2'03.126</b>	4 20	
2	1 Francesco BAGNAIA	ITA	Ducati Lenovo Team	DUCATI	<b>2'03.202</b>	7 7	0.076 0.076
3	43 Jack MILLER	AUS	Red Bull KTM Factory Racing	KTM	<b>2'03.231</b>	5 6	0.105 0.029
4	10 Luca MARINI	ITA	Mooney VR46 Racing Team	DUCATI	<b>2'03.350</b>	7 20	0.224 0.119
5	88 Miguel OLIVEIRA	POR	CryptoDATA RNF MotoGP Team	APRILIA	<b>2'03.446</b>	11 20	0.320 0.096
6	20 Fabio QUARTARARO	FRA	Monster Energy Yamaha MotoGP	YAMAHA	<b>2'03.459</b>	3 20	0.333 0.013
7	33 Brad BINDER	RSA	Red Bull KTM Factory Racing	KTM	<b>2'03.464</b>	9 20	0.338 0.005
8	12 Maverick VIÑALES	SPA	Aprilia Racing	APRILIA	<b>2'03.471</b>	17 20	0.345 0.007
9	72 Marco BEZZECCHI	ITA	Mooney VR46 Racing Team	DUCATI	<b>2'03.567</b>	12 20	0.441 0.096
10	5 Johann ZARCO	FRA	Prima Pramac Racing	DUCATI	<b>2'03.624</b>	10 20	0.498 0.057
11	21 Franco MORBIDELLI	ITA	Monster Energy Yamaha MotoGP	YAMAHA	<b>2'03.957</b>	9 20	0.831 0.333
12	25 Raul FERNANDEZ	SPA	CryptoDATA RNF MotoGP Team	APRILIA	<b>2'04.045</b>	3 6	0.919 0.088
13	30 Takaaki NAKAGAMI	JPN	LCR Honda IDEMITSU	HONDA	<b>2'04.141</b>	7 11	1.015 0.096
14	36 Joan MIR	SPA	Repsol Honda Team	HONDA	<b>2'04.166</b>	8 8	1.040 0.025
15	49 Fabio DI GIANNANTONIO	ITA	Gresini Racing MotoGP	DUCATI	<b>2'04.357</b>	3 20	1.231 0.191
16	37 Augusto FERNANDEZ	SPA	GASGAS Factory Racing Tech3	KTM	<b>2'04.402</b>	3 20	1.276 0.045
17	51 Michele PIRRO	ITA	Ducati Lenovo Team	DUCATI	<b>2'04.465</b>	11 20	1.339 0.063
18	6 Stefan BRADL	GER	Repsol Honda Team	HONDA	<b>2'04.565</b>	11 18	1.439 0.100
19	94 Jonas FOLGER	GER	GASGAS Factory Racing Tech3	KTM	<b>2'06.006</b>	20 20	2.880 1.441

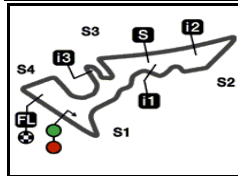
These data/results cannot be reproduced, stored and/or transmitted in whole or in part by any manner of electronic, mechanical, photocopying, recording, broadcasting or otherwise now known or herein after developed without the previous express consent by the copyright owner, except for reproduction in daily press and regular printed publications on sale to the public within 60 days of the event related to those data/results and always provided that copyright symbol appears together as follows below.

© DORNA, 2023

Official MotoGP Timing by TISSOT  
www.motogp.com

Austin, Sunday, April 16, 2023





5513 m.

## RED BULL GRAND PRIX OF THE AMERICAS

After the Race

## Event Best Maximum Speed

33



Rider	Nation	Team	Motorcycle	Km/h	
12 <b>Maverick VIÑALES</b>	SPA	Aprilia Racing	APRILIA	<b>356.4</b>	Race
49 <b>Fabio DI GIANNANTONIO</b>	ITA	Gresini Racing MotoGP	DUCATI	<b>354.0</b>	Race
33 <b>Brad BINDER</b>	RSA	Red Bull KTM Factory Racing	KTM	<b>354.0</b>	Race
88 <b>Miguel OLIVEIRA</b>	POR	CryptoDATA RNF MotoGP Team	APRILIA	<b>354.0</b>	Race
41 <b>Aleix ESPARGARO</b>	SPA	Aprilia Racing	APRILIA	<b>354.0</b>	Race
10 <b>Luca MARINI</b>	ITA	Mooney VR46 Racing Team	DUCATI	<b>354.0</b>	Race
72 <b>Marco BEZZECCHI</b>	ITA	Mooney VR46 Racing Team	DUCATI	<b>352.9</b>	Race
6 <b>Stefan BRADL</b>	GER	Repsol Honda Team	HONDA	<b>351.7</b>	Race
51 <b>Michele PIRRO</b>	ITA	Ducati Lenovo Team	DUCATI	<b>351.7</b>	Race
36 <b>Joan MIR</b>	SPA	Repsol Honda Team	HONDA	<b>350.6</b>	Race
25 <b>Raul FERNANDEZ</b>	SPA	CryptoDATA RNF MotoGP Team	APRILIA	<b>350.6</b>	Race
5 <b>Johann ZARCO</b>	FRA	Prima Pramac Racing	DUCATI	<b>350.6</b>	Race
89 <b>Jorge MARTIN</b>	SPA	Prima Pramac Racing	DUCATI	<b>350.6</b>	Tissot Sprint
43 <b>Jack MILLER</b>	AUS	Red Bull KTM Factory Racing	KTM	<b>350.6</b>	Tissot Sprint
1 <b>Francesco BAGNAIA</b>	ITA	Ducati Lenovo Team	DUCATI	<b>349.5</b>	Warm Up
73 <b>Alex MARQUEZ</b>	SPA	Gresini Racing MotoGP	DUCATI	<b>348.3</b>	Tissot Sprint
30 <b>Takaaki NAKAGAMI</b>	JPN	LCR Honda IDEMITSU	HONDA	<b>348.3</b>	Race
21 <b>Franco MORBIDELLI</b>	ITA	Monster Energy Yamaha MotoGP	YAMAHA	<b>347.2</b>	Race
37 <b>Augusto FERNANDEZ</b>	SPA	GASGAS Factory Racing Tech3	KTM	<b>347.2</b>	Race
20 <b>Fabio QUARTARARO</b>	FRA	Monster Energy Yamaha MotoGP	YAMAHA	<b>345.0</b>	Warm Up
42 <b>Alex RINS</b>	SPA	LCR Honda CASTROL	HONDA	<b>345.0</b>	Race
94 <b>Jonas FOLGER</b>	GER	GASGAS Factory Racing Tech3	KTM	<b>342.8</b>	Race

These data/results cannot be reproduced, stored and/or transmitted in whole or in part by any manner of electronic, mechanical, photocopying, recording, broadcasting or otherwise now known or herein after developed without the previous express consent by the copyright owner, except for reproduction in daily press and regular printed publications on sale to the public within 60 days of the event related to those data/results and always provided that copyright symbol appears together as follows below.

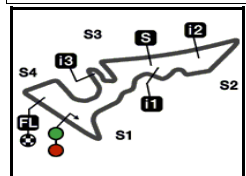
© DORNA, 2023

Official MotoGP Timing by TISSOT  
www.motogp.com

Austin, Sunday, April 16, 2023







5513 m.

## RED BULL GRAND PRIX OF THE AMERICAS

## Race

## Chronological Analysis of Performances

34

\* Lap / Sector time cancelled

T1 Time from finish line to 1st intermediate

T3 Time from 2nd intermed. to 3rd intermed.

P Crossing the finish line in pit lane

T2 Time from 1st intermed. to 2nd intermed.

T4 Time from 3rd intermediate to finish line

\*\*Tyre data subject to further updates

Lap	Lap Time	T1	T2	T3	T4	Speed	Lap	Lap Time	T1	T2	T3	T4	Speed
<b>1st</b>	<b>42</b>	<b>Alex RINS</b>		HONDA		SPA	15	<b>2'04.112</b>	34.993	30.169	30.325	28.625	341.7
		LCR Honda CASTROL					16	<b>2'03.514</b>	34.739	30.018	30.207	28.550	345.0
		Runs=1	Total laps=20	Full laps=19	Valid laps=19		17	<b>2'03.585</b>	34.834	30.029	<b>30.130</b>	28.592	346.1
Run #	1	Front Tyre	Slick-Hard	Rear Tyre	Slick-Soft								
			New Tyre		New Tyre								
1	2'05.236		35.421	30.803	30.459	28.553	340.6						
2	<b>2'03.471</b>		34.621	30.222	30.255	28.373	342.8						
3	<b>2'03.495</b>		34.476	30.219	30.364	28.436	342.8						
4	<b>2'03.126</b>		<b>34.380</b>	30.124	30.256	28.366	<b>345.0</b>						
5	<b>2'03.470</b>		34.642	30.199	30.257	28.372	343.9						
6	<b>2'03.544</b>		34.465	30.138	30.400	28.541	342.8						
7	<b>2'03.395</b>		34.596	30.202	<b>30.215</b>	28.382	342.8						
8	<b>2'03.877</b>		34.758	30.238	30.452	28.429	336.4						
9	<b>2'03.773</b>		34.903	30.094	30.338	28.438	335.4						
10	<b>2'03.830</b>		34.621	30.137	30.583	28.489	337.5						
11	<b>2'03.698</b>		34.562	30.217	30.381	28.538	336.4						
12	<b>2'03.488</b>		34.621	30.059	30.454	<b>28.354</b>	338.5						
13	<b>2'04.255</b>		34.671	30.142	30.929	28.513	338.5						
14	<b>2'03.610</b>		34.637	30.104	30.399	28.470	335.4						
15	<b>2'03.514</b>		34.603	<b>30.048</b>	30.409	28.454	336.4						
16	<b>2'03.978</b>		34.649	30.330	30.443	28.556	338.5						
17	<b>2'03.580</b>		34.625	30.182	30.306	28.467	339.6						
18	<b>2'03.665</b>		34.713	30.074	30.374	28.504	338.5						
19	<b>2'03.653</b>		34.680	30.117	30.344	28.512	339.6						
20	<b>2'03.991</b>		34.765	30.096	30.347	28.783	339.6						
<b>3rd</b>	<b>20</b>	<b>Fabio QUARTARARO</b>		YAMAHA		FRA							
		Monster Energy Yamaha MotoGP											
		Runs=1	Total laps=20	Full laps=19	Valid laps=18								
Run #	1	Front Tyre	Slick-Hard	Rear Tyre	Slick-Soft								
			New Tyre		New Tyre								
1	2'06.216		36.135	31.015	30.580	28.486	<b>345.0</b>						
2	<b>2'03.920</b>		34.973	30.152	30.397	28.398	343.9						
3	<b>2'03.459</b>		34.605	30.174	30.316	<b>28.364</b>	343.9						
4	<b>2'03.767</b>		34.645	30.235	30.467	28.420	342.8						
5	<b>2'03.606</b>		34.803	30.116	30.279	28.408	342.8						
6	<b>2'03.532</b>		34.632	<b>30.027</b>	30.402	28.471	340.6						
7	<b>2'03.627</b>		34.689	30.105	30.441	28.392	338.5						
8	2'03.790 *		34.734	<b>30.189*</b>	30.454	28.413	335.4						
9	<b>2'03.648</b>		34.706	30.120	30.431	28.391	337.5						
10	<b>2'03.789</b>		34.754	30.168	30.471	28.396	338.5						
11	<b>2'03.503</b>		34.636	30.126	30.262	28.479	339.6						
12	<b>2'03.507</b>		<b>34.581</b>	30.164	30.245	28.517	340.6						
13	<b>2'04.346</b>		34.810	30.275	30.699	28.562	336.4						
14	<b>2'04.258</b>		34.934	30.345	30.400	28.579	340.6						
15	<b>2'04.112</b>		34.897	30.320	30.367	28.528	340.6						
16	<b>2'03.717</b>		34.807	30.255	<b>30.214</b>	28.441	342.8						
17	<b>2'03.954</b>		34.794	30.279	30.382	28.499	343.9						
18	<b>2'04.485</b>		34.794	30.249	30.924	28.518	341.7						
19	<b>2'04.046</b>		34.927	30.203	30.434	28.482	342.8						
20	<b>2'04.303</b>		34.911	30.269	30.523	28.600	342.8						
<b>4th</b>	<b>12</b>	<b>Maverick VIÑALES</b>		APRILIA		SPA							
		Aprilia Racing											
		Runs=1	Total laps=20	Full laps=19	Valid laps=18								
Run #	1	Front Tyre	Slick-Hard	Rear Tyre	Slick-Soft								
			New Tyre		New Tyre								
1	2'08.113		37.501	31.084	31.100	28.428	347.2						
2	<b>2'04.513</b>		35.139	30.313	30.746	28.315	354.0						
3	<b>2'04.315</b>		34.800	30.109	30.848	28.558	<b>356.4</b>						
4	<b>2'04.091</b>		34.837	30.359	30.574	28.321	350.6						
5	<b>2'03.546</b>		34.724	30.139	30.521	<b>28.162</b>	354.0						
6	<b>2'03.862</b>		34.847	30.202	30.528	28.285	349.5						
7	<b>2'03.592</b>		34.743	30.014	30.521	28.314	350.6						
8	<b>2'03.665</b>		34.681	30.267	30.357	28.360	349.5						

**Fastest Lap:** Alex RINS LCR Honda CASTRO SPA **2'03.126** 34.380 30.124 30.256 28.366

These data/results cannot be reproduced, stored and/or transmitted in whole or in part by any manner of electronic, mechanical, photocopying, recording, broadcasting or otherwise now known or herein after developed without the previous express consent by the copyright owner, except for reproduction in daily press and regular printed publications on sale to the public within 60 days of the event related to those data/results and always provided that copyright symbol appears together as follows below.  
© DORNA, 2023



# Race

# MotoGP

Lap	Lap Time	T1	T2	T3	T4	Speed	Lap	Lap Time	T1	T2	T3	T4	Speed
9	2'03.633 *	34.615	30.295*	30.436	28.287	348.3	13	2'04.316	34.885	30.256	30.438	28.737	343.9
10	2'03.653	34.661	30.120	30.521	28.351	350.6	14	2'05.673	35.470	30.633	30.847	28.723	341.7
11	2'03.717	34.753	30.087	30.474	28.403	350.6	15	2'04.556	35.109	30.255	30.429	28.763	348.3
12	2'03.691	35.047	29.994	30.384	28.266	350.6	16	2'04.340	34.874	30.185	30.453	28.828	349.5
13	2'04.554	34.676	30.376	30.635	28.867	351.7	17	2'04.001	34.854	30.191	30.238	28.718	349.5
14	2'04.135	35.018	30.240	30.507	28.370	341.7	18	2'04.543	35.125	30.246	30.523	28.649	347.2
15	2'03.570	34.769	30.270	30.188	28.343	345.0	19	2'04.409	34.998	30.230	30.320	28.861	347.2
16	2'03.897	34.603	30.422	30.387	28.485	347.2	20	2'04.710	35.102	30.422	30.436	28.750	346.1
17	2'03.471	34.670	30.233	30.226	28.342	347.2							
18	2'04.071	34.963	30.207	30.451	28.450	346.1							
19	2'04.328	35.039	30.222	30.551	28.516	347.2							
20	2'04.550	35.086	30.233	30.643	28.588	347.2							

**7th** **5** **Johann ZARCO** DUCATI FRA  
 Prima Pramac Racing  
 Runs=1 Total laps=20 Full laps=19 Valid laps=18

**5th** **88** **Miguel OLIVEIRA** APRILIA POR  
 CryptoDATA RNF MotoGP Team  
 Runs=1 Total laps=20 Full laps=19 Valid laps=19

Run #	1	Front Tyre	Slick-Hard	Rear Tyre	Slick-Soft	Speed
		New Tyre		New Tyre		
1	2'07.411	37.196	30.935	30.988	28.292	343.9
2	2'04.685	35.091	30.437	30.784	28.373	350.6
3	2'04.233	34.846	30.205	30.842	28.340	349.5
4	2'04.288	35.241	30.155	30.472	28.420	348.3
5	2'04.274	35.005	30.154	30.836	28.279	351.7
6	2'03.800	34.736	30.223	30.537	28.304	348.3
7	2'03.627	34.822	30.073	30.483	28.249	350.6
8	2'03.913	34.833	30.123	30.412	28.545	350.6
9	2'03.795	34.751	30.073	30.515	28.456	351.7
10	2'03.728	34.891	30.054	30.435	28.348	350.6
11	2'03.446	34.671	30.094	30.333	28.348	349.5
12	2'03.516	34.776	30.036	30.377	28.327	354.0
13	2'04.407	34.828	30.193	30.584	28.802	351.7
14	2'04.401	35.195	30.226	30.567	28.413	340.6
15	2'03.720	34.968	30.129	30.309	28.314	347.2
16	2'03.790	34.620	30.222	30.352	28.596	350.6
17	2'03.806	34.838	30.198	30.458	28.312	350.6
18	2'04.186	34.868	30.199	30.646	28.473	348.3
19	2'04.474	35.103	30.124	30.684	28.563	348.3
20	2'05.138	35.327	30.257	30.824	28.730	346.1

Run #	1	Front Tyre	Slick-Hard	Rear Tyre	Slick-Soft	Speed
		New Tyre		New Tyre		
1	2'07.289	37.046	30.815	30.870	28.558	349.5
2	2'04.675 *	35.094	30.444*	30.674	28.463	348.3
3	2'04.531	34.880	30.260	30.581	28.810	349.5
4	2'04.023	34.955	30.103	30.355	28.610	345.0
5	2'03.815	34.985	30.064	30.343	28.423	346.1
6	2'03.783	34.923	30.118	30.357	28.385	343.9
7	2'03.757	34.853	30.068	30.427	28.409	345.0
8	2'04.213	34.796	30.138	30.722	28.557	343.9
9	2'03.785	34.694	30.072	30.505	28.514	345.0
10	2'03.624	34.928	29.933	30.386	28.377	347.2
11	2'04.700	34.807	30.852	30.384	28.657	350.6
12	2'03.822	34.957	30.044	30.360	28.461	347.2
13	2'04.106	34.639	30.078	30.461	28.928	346.1
14	2'04.427	35.087	30.167	30.481	28.692	346.1
15	2'04.528	34.960	30.366	30.552	28.650	346.1
16	2'04.311	34.811	30.190	30.521	28.789	346.1
17	2'04.485	34.829	30.236	30.725	28.695	346.1
18	2'04.255	34.851	30.299	30.579	28.526	347.2
19	2'04.252	34.835	30.265	30.506	28.646	349.5
20	2'04.510	34.875	30.489	30.467	28.679	349.5

**8th** **21** **Franco MORBIDELLI** YAMAHA ITA  
 Monster Energy Yamaha MotoGP  
 Runs=1 Total laps=20 Full laps=19 Valid laps=19

**6th** **72** **Marco BEZZECCHI** DUCATI ITA  
 Mooney VR46 Racing Team  
 Runs=1 Total laps=20 Full laps=19 Valid laps=19

Run #	1	Front Tyre	missing data	Rear Tyre	missing data	Speed
		New Tyre		New Tyre		
1	2'06.820	36.423	30.945	30.802	28.650	342.8
2	2'04.385	35.029	30.259	30.448	28.649	352.9
3	2'03.850	34.781	30.084	30.455	28.530	350.6
4	2'03.847	34.812	30.153	30.209	28.673	349.5
5	2'03.783	34.847	29.936	30.405	28.595	349.5
6	2'04.182	34.916	30.166	30.534	28.566	347.2
7	2'04.004	34.864	30.198	30.364	28.578	347.2
8	2'04.233	35.149	30.211	30.311	28.562	342.8
9	2'03.804	34.835	30.095	30.388	28.486	345.0
10	2'03.603	34.825	30.042	30.110	28.626	346.1
11	2'04.072	34.884	30.042	30.430	28.716	346.1
12	2'03.567	34.696	30.116	30.125	28.630	346.1

Run #	1	Front Tyre	Slick-Hard	Rear Tyre	Slick-Soft	Speed
		New Tyre		New Tyre		
1	2'08.612	37.824	31.003	31.159	28.626	347.2
2	2'04.630	35.282	30.281	30.529	28.538	346.1
3	2'04.156	35.087	30.134	30.541	28.394	341.7
4	2'04.263	34.944	30.266	30.558	28.495	343.9
5	2'04.491	35.158	30.165	30.568	28.600	342.8
6	2'04.334	35.086	30.242	30.445	28.561	341.7
7	2'04.604	35.089	30.419	30.545	28.551	338.5
8	2'04.161	35.065	30.245	30.361	28.490	338.5
9	2'03.957	34.985	30.173	30.315	28.484	337.5
10	2'04.275	35.089	30.204	30.457	28.525	339.6
11	2'04.247	34.992	30.302	30.391	28.562	339.6
12	2'04.333	35.060	30.169	30.434	28.670	338.5
13	2'04.549	35.059	30.308	30.639	28.543	335.4
14	2'04.732	35.283	30.282	30.579	28.588	335.4
15	2'04.586	35.213	30.317	30.511	28.545	335.4
16	2'04.289	35.022	30.283	30.501	28.483	338.5

**Fastest Lap:** Alex RINS LCR Honda CASTRO SPA **2'03.126** 34.380 30.124 30.256 28.366

These data/results cannot be reproduced, stored and/or transmitted in whole or in part by any manner of electronic, mechanical, photocopying, recording, broadcasting or otherwise now known or herein after developed without the previous express consent by the copyright owner, except for reproduction in daily press and regular printed publications on sale to the public within 60 days of the event related to those data/results and always provided that copyright symbol appears together as follows below.  
 © DORNA, 2023





# Race

# MotoGP

Lap	Lap Time	T1	T2	T3	T4	Speed	Lap	Lap Time	T1	T2	T3	T4	Speed	
17	<b>2'05.143</b>	35.310	30.397	30.721	28.715	338.5	<b>11th</b> <b>51</b> <b>Michele PIRRO</b> Ducati Lenovo Team Runs=1 Total laps=20 Full laps=19 Valid laps=19							
18	<b>2'04.912</b>	35.361	30.372	30.594	28.585	337.5								
19	<b>2'04.896</b>	35.422	30.317	30.565	28.592	338.5								
20	<b>2'05.878</b>	35.619	30.467	30.729	29.063	338.5								
<b>9th</b> <b>49</b> <b>Fabio DI GIANNANTONI</b> DUCATI ITA Gresini Racing MotoGP Runs=1 Total laps=20 Full laps=19 Valid laps=18														
Run #	1	Front Tyre	Slick-Hard	Rear Tyre	Slick-Soft			Run #	1	Front Tyre	Slick-Hard	Rear Tyre	Slick-Soft	
			New Tyre		New Tyre									
1	2'09.499	38.400	30.969	31.434	28.696	348.3		1	2'10.116	38.027	31.227	31.732	29.130	348.3
2	<b>2'04.999</b>	35.257	30.328	30.766	28.648	351.7		2	<b>2'05.428</b>	35.441	30.348	31.030	28.609	342.8
3	<b>2'04.357</b>	34.884	30.198	30.637	<b>28.638</b>	350.6		3	<b>2'05.096</b>	35.045	30.661	30.819	28.571	346.1
4	<b>2'04.502</b>	<b>34.829</b>	30.231	30.743	28.699	<b>354.0</b>		4	<b>2'04.967</b>	35.076	30.267	30.992	28.632	349.5
5	<b>2'05.880</b>	35.354	30.918	30.865	28.743	348.3		5	<b>2'05.149</b>	35.456	30.245	30.803	28.645	349.5
6	<b>2'04.461</b>	35.010	<b>30.168</b>	30.645	28.638	345.0		6	<b>2'05.449</b>	35.529	30.592	30.777	28.551	346.1
7	<b>2'04.725</b>	35.033	30.318	30.642	28.732	343.9		7	<b>2'04.951</b>	35.195	30.341	30.825	28.590	342.8
8	<b>2'05.249</b>	35.149	30.544	30.752	28.804	340.6		8	<b>2'04.934</b>	35.215	30.388	30.712	28.619	345.0
9	<b>2'05.054</b>	35.072	30.371	30.755	28.856	340.6		9	<b>2'04.734</b>	35.137	30.293	30.854	<b>28.450</b>	343.9
10	<b>2'04.829</b>	35.154	30.422	30.559	28.694	340.6		10	<b>2'04.787</b>	35.345	30.197	30.566	28.679	346.1
11	<b>2'04.601</b>	34.998	30.384	30.534	28.685	340.6		11	<b>2'04.465</b>	35.044	30.258	30.570	28.593	347.2
12	<b>2'04.542</b>	34.908	30.404	<b>30.466</b>	28.764	341.7		12	<b>2'04.501</b>	35.039	30.365	<b>30.543</b>	28.554	343.9
13	<b>2'04.870</b>	35.023	30.447	30.671	28.729	338.5		13	<b>2'04.810</b>	35.050	30.274	30.840	28.646	347.2
14	<b>2'04.935</b>	35.142	30.394	30.648	28.751	338.5	14	<b>2'04.900</b>	35.238	<b>30.189</b>	30.793	28.680	347.2	
15	2'05.174 *	35.181	30.542*	30.694	28.757	338.5	15	<b>2'04.846</b>	<b>35.026</b>	30.452	30.780	28.588	348.3	
16	<b>2'04.815</b>	34.989	30.484	30.575	28.767	340.6	16	<b>2'04.852</b>	35.110	30.415	30.697	28.630	347.2	
17	<b>2'05.351</b>	35.106	30.512	30.696	29.037	340.6	17	<b>2'05.054</b>	35.103	30.568	30.751	28.632	347.2	
18	<b>2'05.145</b>	35.098	30.503	30.618	28.926	338.5	18	<b>2'04.953</b>	35.323	30.267	30.734	28.629	348.3	
19	<b>2'04.956</b>	35.141	30.484	30.469	28.862	342.8	19	<b>2'05.488</b>	35.260	30.536	30.896	28.796	<b>351.7</b>	
20	<b>2'04.686</b>	34.985	30.298	30.561	28.842	342.8	20	<b>2'07.539</b>	35.840	30.982	31.367	29.350	346.1	

<b>10th</b> <b>37</b> <b>Augusto FERNANDEZ</b> KTM SPA GASGAS Factory Racing Tech3 Runs=1 Total laps=20 Full laps=19 Valid laps=17							<b>12th</b> <b>94</b> <b>Jonas FOLGER</b> KTM GER GASGAS Factory Racing Tech3 Runs=1 Total laps=20 Full laps=19 Valid laps=19						
Run #	1	Front Tyre	Slick-Hard	Rear Tyre	Slick-Soft		Run #	1	Front Tyre	Slick-Hard	Rear Tyre	Slick-Soft	
			New Tyre		New Tyre								
1	2'09.891	38.607	30.897	31.494	28.893	332.3	1	2'11.095	39.223	31.094	31.644	29.134	326.2
2	2'04.899 *	35.211	30.416*	30.843	<b>28.429</b>	345.0	2	<b>2'06.773</b>	<b>35.630</b>	30.838	31.133	29.172	<b>342.8</b>
3	<b>2'04.402</b>	<b>34.952</b>	30.202	30.710	28.538	<b>347.2</b>	3	<b>2'07.355</b>	35.961	30.859	31.349	29.186	339.6
4	<b>2'05.361</b>	35.054	<b>30.193</b>	31.421	28.693	346.1	4	<b>2'06.861</b>	35.773	30.790	31.063	29.235	337.5
5	<b>2'05.128</b>	35.335	30.497	30.848	28.448	345.0	5	<b>2'07.132</b>	36.114	30.876	31.007	29.135	335.4
6	<b>2'04.609</b>	35.055	30.219	30.792	28.543	341.7	6	<b>2'07.581</b>	36.144	30.927	31.397	29.113	327.2
7	<b>2'04.863</b>	35.136	30.400	30.740	28.587	341.7	7	<b>2'07.592</b>	36.125	30.934	31.450	29.083	332.3
8	<b>2'04.966</b>	35.166	30.327	30.884	28.589	340.6	8	<b>2'07.299</b>	36.134	30.912	31.092	29.161	329.2
9	<b>2'04.811</b>	35.119	30.372	30.753	28.567	341.7	9	<b>2'06.899</b>	35.882	30.782	31.106	29.129	331.2
10	<b>2'05.043</b>	35.250	30.346	30.825	28.622	345.0	10	<b>2'06.900</b>	35.791	30.867	30.985	29.257	332.3
11	<b>2'04.518</b>	35.014	30.333	30.662	28.509	342.8	11	<b>2'06.771</b>	35.785	30.750	31.170	29.066	334.3
12	<b>2'04.969</b>	35.041	30.519	30.809	28.600	340.6	12	<b>2'06.629</b>	35.813	30.841	30.873	29.102	334.3
13	2'05.010 *	35.087	30.389*	30.922	28.612	336.4	13	<b>2'06.586</b>	35.668	30.772	30.984	29.162	331.2
14	<b>2'04.966</b>	35.146	30.324	30.760	28.736	336.4	14	<b>2'06.801</b>	35.777	30.813	31.026	29.185	331.2
15	<b>2'04.984</b>	35.191	30.362	30.742	28.689	338.5	15	<b>2'06.995</b>	35.799	30.904	31.202	29.090	330.2
16	<b>2'04.679</b>	35.043	30.335	<b>30.606</b>	28.695	341.7	16	<b>2'06.763</b>	35.844	30.811	31.059	29.049	332.3
17	<b>2'04.898</b>	35.116	30.308	30.715	28.759	340.6	17	<b>2'06.947</b>	35.904	30.753	31.146	29.144	332.3
18	<b>2'05.092</b>	35.227	30.415	30.668	28.782	345.0	18	<b>2'06.974</b>	35.858	30.771	31.158	29.187	332.3
19	<b>2'05.080</b>	35.185	30.585	30.674	28.636	342.8	19	<b>2'06.755</b>	35.673	30.904	31.026	29.152	333.3
20	<b>2'04.697</b>	34.994	30.322	30.639	28.742	342.8	20	<b>2'06.006</b>	35.742	<b>30.522</b>	<b>30.867</b>	<b>28.875</b>	335.4

**Fastest Lap:** Alex RINS LCR Honda CASTRO SPA **2'03.126** 34.380 30.124 30.256 28.366

These data/results cannot be reproduced, stored and/or transmitted in whole or in part by any manner of electronic, mechanical, photocopying, recording, broadcasting or otherwise now known or herein after developed without the previous express consent by the copyright owner, except for reproduction in daily press and regular printed publications on sale to the public within 60 days of the event related to those data/results and always provided that copyright symbol appears together as follows below.  
© DORNA, 2023

Official MotoGP Timing by **TISSOT**  
www.motogp.com

**Austin, Sunday, April 16, 2023**

Page 3 of 5



# Race

# MotoGP

Lap	Lap Time	T1	T2	T3	T4	Speed	Lap	Lap Time	T1	T2	T3	T4	Speed	
<b>13th</b>	<b>33</b>	<b>Brad BINDER</b>				KTM	RSA	1	2'09.278	38.278	31.059	31.205	28.736	343.9
Red Bull KTM Factory Racing							2	2'04.805	35.249	30.475	30.641	28.440	348.3	
Runs=1 Total laps=20 Full laps=19 Valid laps=18							3	2'04.410	34.983	30.297	30.664	28.466	342.8	
Run #	1	Front Tyre	Slick-Hard	Rear Tyre	Slick-Soft		4	2'04.423	34.922	30.249	30.728	28.524	347.2	
		New Tyre		New Tyre			5	2'05.802	35.675	30.924	30.759	28.444	345.0	
1	2'07.608	37.335	30.851	31.117	28.305	343.9	6	2'04.191	34.961	30.129	30.662	28.439	339.6	
2	2'04.768	35.063	30.446	30.821	28.438	342.8	7	2'04.141	34.909	30.224	30.597	28.411	340.6	
3	2'04.321	34.782	30.228	30.777	28.534	354.0	8	2'04.368	34.959	30.232	30.751	28.426	339.6	
4	2'04.560	34.964	30.379	30.869	28.348	349.5	9	2'04.331	34.956	30.192	30.643	28.540	339.6	
5	2'04.237	35.167	30.206	30.567	28.297	349.5	10	2'04.347	35.102	30.091	30.663	28.491	339.6	
6	2'03.888	34.737	30.227	30.551	28.373	350.6	11	2'04.461	34.969	30.250	30.690	28.552	339.6	
7	2'04.020	34.871	30.187	30.521	28.441	347.2								
8	2'03.606	34.668	30.054	30.480	28.404	348.3								
9	2'03.464	34.749	29.955	30.377	28.383	351.7								
10	2'03.822	34.830	29.970	30.529	28.493	351.7								
11	2'50.682	34.740	29.994	1'10.858	35.090	352.9								
12	2'08.640	37.522	31.150	31.194	28.774	334.3								
13	2'06.120	35.416	30.707	31.296	28.701	333.3								
14	2'06.159 *	35.591	30.732*	31.133	28.703	334.3								
15	2'06.159	35.499	30.570	31.267	28.823	339.6								
16	2'06.513	35.589	30.804	31.137	28.983	342.8								
17	2'06.471	35.611	30.778	31.249	28.833	339.6								
18	2'06.877	35.624	31.068	31.197	28.988	341.7								
19	2'07.273	35.750	30.760	31.610	29.153	333.3								
20	2'08.473	35.782	31.739	31.564	29.388	340.6								

<b>14th</b>	<b>6</b>	<b>Stefan BRADL</b>				HONDA	GER
Repsol Honda Team							
Runs=1 Total laps=18 Full laps=17 Valid laps=17							
Run #	1	Front Tyre	Slick-Hard	Rear Tyre	Slick-Soft		
		New Tyre		New Tyre			
1	2'10.090	38.707	30.908	31.572	28.903	332.3	
2	2'05.065	35.298	30.352	30.869	28.546	345.0	
3	2'04.566	35.093	30.254	30.656	28.563	349.5	
4	2'05.117	35.586	30.294	30.725	28.512	343.9	
5	2'05.193	35.339	30.336	31.009	28.509	351.7	
6	2'04.696	35.166	30.145	30.828	28.557	342.8	
7	2'04.683	35.000	30.321	30.761	28.601	342.8	
8	2'05.200	35.225	30.308	30.883	28.784	341.7	
9	2'04.740	35.284	30.264	30.617	28.575	342.8	
10	2'04.784	35.139	30.238	30.901	28.506	343.9	
11	2'04.565	35.187	30.306	30.629	28.443	343.9	
12	2'04.992	35.111	30.416	30.815	28.650	346.1	
13	2'05.041	35.194	30.296	30.882	28.669	338.5	
14	2'04.886	35.084	30.349	30.791	28.662	339.6	
15	2'05.051	35.199	30.437	30.791	28.624	341.7	
16	2'04.738	35.117	30.273	30.649	28.699	339.6	
17	2'04.785	35.082	30.246	30.688	28.769	341.7	
18	2'05.060	35.275	30.343	30.720	28.722	347.2	
unfinished		35.249	30.862			340.6	

<b>15th</b>	<b>30</b>	<b>Takaaki NAKAGAMI</b>				HONDA	JPN
LCR Honda IDEMITSU							
Runs=1 Total laps=11 Full laps=10 Valid laps=10							
Run #	1	Front Tyre	Slick-Hard	Rear Tyre	Slick-Soft		
		New Tyre		New Tyre			

<b>16th</b>	<b>36</b>	<b>Joan MIR</b>				HONDA	SPA
Repsol Honda Team							
Runs=1 Total laps=8 Full laps=7 Valid laps=7							
Run #	1	Front Tyre	Slick-Hard	Rear Tyre	Slick-Soft		
		New Tyre		New Tyre			
1	2'08.811	37.725	30.985	31.467	28.634	343.9	
2	2'04.711	35.316	30.279	30.555	28.561	350.6	
3	2'04.239	34.992	30.138	30.568	28.541	349.5	
4	2'04.295	34.940	30.329	30.517	28.509	349.5	
5	2'04.444	35.116	30.157	30.514	28.657	348.3	
6	2'04.597	35.393	30.221	30.410	28.573	345.0	
7	2'04.353	35.093	30.262	30.510	28.488	345.0	
8	2'04.166	35.068	30.297	30.380	28.421	342.8	
unfinished		34.967	30.288			342.8	

<b>17th</b>	<b>1</b>	<b>Francesco BAGNAIA</b>				DUCATI	ITA
Ducati Lenovo Team							
Runs=1 Total laps=7 Full laps=6 Valid laps=5							
Run #	1	Front Tyre	missing data	Rear Tyre	Slick-Soft		
		New Tyre		New Tyre			
1	2'04.654	35.238	30.529	30.396	28.491	342.8	
2	2'03.539	34.771	30.177	30.196	28.395	343.9	
3	2'03.603	34.659	30.258	30.238	28.448	345.0	
4	2'03.278	34.577	30.082	30.198	28.421	343.9	
5	2'03.358	34.699	30.117	30.132	28.410	345.0	
6	2'03.703 *	34.605	30.196*	30.400	28.502	341.7	
7	2'03.202	34.615	30.072	30.140	28.375	343.9	

<b>18th</b>	<b>43</b>	<b>Jack MILLER</b>				KTM	AUS
Red Bull KTM Factory Racing							
Runs=1 Total laps=6 Full laps=5 Valid laps=5							
Run #	1	Front Tyre	Slick-Hard	Rear Tyre	Slick-Soft		
		New Tyre		New Tyre			
1	2'05.754	36.014	30.860	30.343	28.537	346.1	
2	2'03.772	34.755	30.153	30.479	28.385	347.2	
3	2'03.306	34.645	30.061	30.211	28.389	346.1	
4	2'03.553	34.789	29.962	30.467	28.335	347.2	
5	2'03.231	34.680	29.765	30.383	28.403	347.2	
6	2'03.810	34.670	30.047	30.656	28.437	345.0	
unfinished		34.694					

**Fastest Lap:** Alex RINS LCR Honda CASTRO SPA 2'03.126 34.380 30.124 30.256 28.366

These data/results cannot be reproduced, stored and/or transmitted in whole or in part by any manner of electronic, mechanical, photocopying, recording, broadcasting or otherwise now known or herein after developed without the previous express consent by the copyright owner, except for reproduction in daily press and regular printed publications on sale to the public within 60 days of the event related to those data/results and always provided that copyright symbol appears together as follows below.  
© DORNA, 2023



# Race

# MotoGP

Lap	Lap Time	T1	T2	T3	T4	Speed	Lap	Lap Time	T1	T2	T3	T4	Speed
-----	----------	----	----	----	----	-------	-----	----------	----	----	----	----	-------

**19th 25 Raul FERNANDEZ** APRILIA SPA  
 CryptoDATA RNF MotoGP Team  
 Runs=1 Total laps=6 Full laps=4 Valid laps=4

Run #	1	Front Tyre	Slick-Hard	Rear Tyre	Slick-Soft	
			New Tyre		New Tyre	
1	2'09.001	38.147	30.828	31.381	28.645	343.9
2	<b>2'04.805</b>	35.243	30.639	<b>30.518</b>	28.405	348.3
3	<b>2'04.045</b>	<b>34.846</b>	<b>30.159</b>	30.653	<b>28.387</b>	347.2
4	<b>2'04.844</b>	35.142	30.446	30.655	28.601	<b>350.6</b>
5	<b>2'08.330</b>	35.834	30.825	33.103	28.568	345.0
6	2'32.907 P	38.853*	40.312	37.181	36.561	256.5

**21st 41 Aleix ESPARGARO** APRILIA SPA  
 Aprilia Racing  
 Runs=1 Total laps=0 Full laps=0 Valid laps=0

Run #	1	Front Tyre	Slick-Hard	Rear Tyre	Slick-Soft	
			New Tyre		New Tyre	
unfinished		36.704	<b>30.921</b>			<b>354.0</b>

<b>Fastest Lap:</b> Alex RINS	LCR Honda CASTRO	SPA	<b>2'03.126</b>	34.380	30.124	30.256	28.366
-------------------------------	------------------	-----	-----------------	--------	--------	--------	--------

These data/results cannot be reproduced, stored and/or transmitted in whole or in part by any manner of electronic, mechanical, photocopying, recording, broadcasting or otherwise now known or herein after developed without the previous express consent by the copyright owner, except for reproduction in daily press and regular printed publications on sale to the public within 60 days of the event related to those data/results and always provided that copyright symbol appears together as follows below.  
 © DORNA, 2023

Official MotoGP Timing by **TISSOT**  
 www.motogp.com

**Austin, Sunday, April 16, 2023**





Num	Lap Time	Gap
88	2'03.806	7.500
72	2'04.001	9.696
5	2'04.485	10.534
21	2'05.143	16.022
49	2'05.351	24.503
37	2'04.898	24.657
6	2'04.785	24.852
51	2'05.054	25.699
94	2'06.947	59.639
33	2'06.471	1'11.698

### Lap 18

42	2'03.665	
10	2'03.832	2.386
20	2'04.485	4.231
12	2'04.071	7.084
88	2'04.186	8.021
72	2'04.543	10.574
5	2'04.255	11.124
21	2'04.912	17.269
49	2'05.145	25.983
37	2'05.092	26.084
6	2'05.060	26.247
51	2'04.953	26.987
94	2'06.974	1'02.948
33	2'06.877	1'14.910

### Lap 19

42	2'03.653	
10	2'04.135	2.868
20	2'04.046	4.624
12	2'04.328	7.759
88	2'04.474	8.842
72	2'04.409	11.330
5	2'04.252	11.723
21	2'04.896	18.512
49	2'04.956	27.286
37	2'05.080	27.511
51	2'05.488	28.822
94	2'06.755	1'06.050
33	2'07.273	1'18.530

### Lap 20

42	2'03.991	
10	2'04.621	3.498
20	2'04.303	4.936
12	2'04.550	8.318
88	2'05.138	9.989
72	2'04.710	12.049
5	2'04.510	12.242
21	2'05.878	20.399
49	2'04.686	27.981
37	2'04.697	28.217
51	2'07.539	32.370
94	2'06.006	1'08.065
33	2'08.473	1'23.012

Lapped rider

These data/results cannot be reproduced, stored and/or transmitted in whole or in part by any manner of electronic, mechanical, photocopying, recording, broadcasting or otherwise now known or herein after developed without the previous express consent by the copyright owner, except for reproduction in daily press and regular printed publications on sale to the public within 60 days of the event related to those data/results and always provided that copyright symbol appears together as follows below.

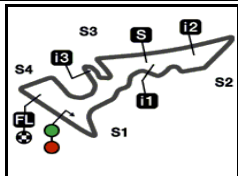
© DORNA, 2023

Official MotoGP Timing by **TISSOT**  
www.motogp.com

**Austin, Sunday, April 16, 2023**

Page 2 of 2





**RED BULL GRAND PRIX OF THE AMERICAS**

**36**

5513 m.

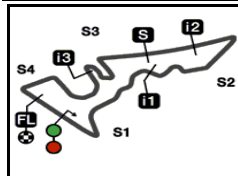
**2023 Rookie of the Year Classification**

<b>Rider</b>	<i>Nation</i>	<i>Points</i>	<i>Leader Previous</i>	<b>POR</b>	<b>ARG</b>	<b>AME</b>	<i>SPA</i>	<i>FRA</i>	<i>ITA</i>	<i>GER</i>	<i>NED</i>	<i>KAZ</i>	<i>GBR</i>	<i>AUT</i>	<i>CAT</i>	<i>RSM</i>	<i>IND</i>	<i>JPN</i>	<i>INA</i>	<i>AUS</i>	<i>THA</i>	<i>MAL</i>	<i>QAT</i>	<i>VAL</i>
1 <b>FERNANDEZ Augusto</b>	SPA	14		3	5	6																		

These data/results cannot be reproduced, stored and/or transmitted in whole or in part by any manner of electronic, mechanical, photocopying, recording, broadcasting or otherwise now known or herein after developed without the previous express consent by the copyright owner, except for reproduction in daily press and regular printed publications on sale to the public within 60 days of the event related to those data/results and always provided that copyright symbol appears together as follows below.  
© DORNA, 2023







5513 m.

## RED BULL GRAND PRIX OF THE AMERICAS

## 2023 Independent Team Classification

36

Rider	Nation	Points	Leader	Previous	POR	ARG	AME	SPA	FRA	ITA	GER	NED	KAZ	GBR	AUT	CAT	RSM	IND	JPN	INA	AUS	THA	MAL	QAT	V
1 <b>BEZZECCHI Marco</b>	ITA	<b>64</b>			16	34	14																		
2 <b>RINS Alex</b>	SPA	<b>47</b>	17	17	6	7	34																		
3 <b>ZARCO Johann</b>	FRA	<b>44</b>	20	3	15	20	9																		
4 <b>MARINI Luca</b>	ITA	<b>38</b>	26	6	-	15	23																		
5 <b>MARQUEZ Alex</b>	SPA	<b>33</b>	31	5	12	21	-																		
6 <b>MARTIN Jorge</b>	SPA	<b>29</b>	35	4	9	13	7																		
7 <b>OLIVEIRA Miguel</b>	POR	<b>16</b>	48	13	3	-	13																		
8 <b>FERNANDEZ Augusto</b>	SPA	<b>14</b>	50	2	3	5	6																		
9 <b>DI GIANNANTONIO Fabio</b>	ITA	<b>13</b>	51	1	-	6	7																		
10 <b>NAKAGAMI Takaaki</b>	JPN	<b>7</b>	57	6	4	3	-																		
11 <b>FOLGER Jonas</b>	GER	<b>4</b>	60	3	-	-	4																		
12 <b>FERNANDEZ Raul</b>	SPA	<b>2</b>	62	2	-	2	-																		

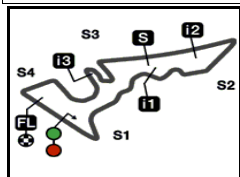
Team	Points	Leader	Previous	POR	ARG	AME	SPA	FRA	ITA	GER	NED	KAZ	GBR	AUT	CAT	RSM	IND	JPN	INA	AUS	THA	MAL	
1 <b>MOONEY VR46 RACING TEAM</b>	<b>102</b>			16	49	37																	
2 <b>PRIMA PRAMAC RACING</b>	<b>73</b>	29	29	24	33	16																	
3 <b>LCR HONDA</b>	<b>54</b>	48	19	10	10	34																	
4 <b>GRESINI RACING MOTOGP</b>	<b>46</b>	56	8	12	27	7																	
5 <b>CRYPTODATA RNF MOTOGP TEAM</b>	<b>18</b>	84	28	3	2	13																	
6 <b>GASGAS FACTORY RACING TECH3</b>	<b>18</b>	84	0	3	5	10																	

These data/results cannot be reproduced, stored and/or transmitted in whole or in part by any manner of electronic, mechanical, photocopying, recording, broadcasting or otherwise now known or herein after developed without the previous express consent by the copyright owner, except for reproduction in daily press and regular printed publications on sale to the public within 60 days of the event related to those data/results and always provided that copyright symbol appears together as follows below.  
© DORNA, 2023

Official MotoGP Timing by **TISSOT**  
www.motogp.com

Austin, Sunday, April 16, 2023





5513 m.

After the **RED BULL GRAND PRIX OF THE AMERICAS****MotoGP™****2023 Riders Performance**

(Qualifying Position - Starting Position - Race Position)

**37**

Rider	Points	POR	ARG	AME	SPA	FRA	ITA	GER	NED	KAZ	GBR	AUT	CAT	RSM	IND	JPN	INA	AUS	THA	MAL	QAT	
1 <b>BEZZECCHI Marco</b>	64	8	2	5																		
		7-3	2-1	5-6	-	-	-	-	-	-	-	-	-	-	-	-	-	-	-	-	-	-
2 <b>BAGNAIA Francesco</b>	53	2	3	1																		
		2-1	3-16	1-NC	-	-	-	-	-	-	-	-	-	-	-	-	-	-	-	-	-	-
3 <b>RINS Alex</b>	47	16	12	2																		
		15-10	12-9	2-1	-	-	-	-	-	-	-	-	-	-	-	-	-	-	-	-	-	-
4 <b>VIÑALES Maverick</b>	45	7	5	8																		
		6-2	5-12	8-4	-	-	-	-	-	-	-	-	-	-	-	-	-	-	-	-	-	-
5 <b>ZARCO Johann</b>	44	10	6	9																		
		9-4	6-2	9-7	-	-	-	-	-	-	-	-	-	-	-	-	-	-	-	-	-	-
6 <b>MARINI Luca</b>	38	9	7	3																		
		8-NC	7-8	3-2	-	-	-	-	-	-	-	-	-	-	-	-	-	-	-	-	-	-
7 <b>QUARTARARO Fabio</b>	34	11	10	7																		
		10-8	10-7	7-3	-	-	-	-	-	-	-	-	-	-	-	-	-	-	-	-	-	-
8 <b>MARQUEZ Alex</b>	33	13	1	4																		
		12-5	1-3	4-NL	-	-	-	-	-	-	-	-	-	-	-	-	-	-	-	-	-	-
9 <b>BINDER Brad</b>	30	15	15	11																		
		14-6	15-17	11-13	-	-	-	-	-	-	-	-	-	-	-	-	-	-	-	-	-	-
10 <b>MORBIDELLI Franco</b>	29	17	4	14																		
		16-14	4-4	14-8	-	-	-	-	-	-	-	-	-	-	-	-	-	-	-	-	-	-
11 <b>MARTIN Jorge</b>	29	3	8	12																		
		3-NC	8-5	12-NL	-	-	-	-	-	-	-	-	-	-	-	-	-	-	-	-	-	-
12 <b>MILLER Jack</b>	26	5	16	10																		
		5-7	16-6	10-NC	-	-	-	-	-	-	-	-	-	-	-	-	-	-	-	-	-	-
13 <b>ESPARGARO Aleix</b>	18	12	9	6																		
		11-9	9-15	6-NL	-	-	-	-	-	-	-	-	-	-	-	-	-	-	-	-	-	-

NC=Not classified NL=Not finished first lap NP=Not started race re-start N2=Not finished first lap race re-start EX=Excluded NS=Not Started DS=Disqualified

These data/results cannot be reproduced, stored and/or transmitted in whole or in part by any manner of electronic, mechanical, photocopying, recording, broadcasting or otherwise now known or herein after developed without the previous express consent by the copyright owner, except for reproduction in daily press and regular printed publications on sale to the public within 60 days of the event related to those data/results and always provided that copyright symbol appears together as follows below.  
© DORNA, 2023

Official MotoGP Timing by **TISSOT**  
www.motogp.com



Austin, Sunday, April 16, 2023

	<b>Rider</b>	<i>Points</i>	<b>POR</b>	<b>ARG</b>	<b>AME</b>	<i>SPA</i>	<i>FRA</i>	<i>ITA</i>	<i>GER</i>	<i>NED</i>	<i>KAZ</i>	<i>GBR</i>	<i>AUT</i>	<i>CAT</i>	<i>RSM</i>	<i>IND</i>	<i>JPN</i>	<i>INA</i>	<i>AUS</i>	<i>THA</i>	<i>MAL</i>	<i>QAT</i>	
14	<b>OLIVEIRA Miguel</b>	<b>16</b>	4		15																		
			4-NC	-	15-5	-	-	-	-	-	-	-	-	-	-	-	-	-	-	-	-	-	-
15	<b>FERNANDEZ Augusto</b>	<b>14</b>	19	17	20																		
			18-13	17-11	20-10	-	-	-	-	-	-	-	-	-	-	-	-	-	-	-	-	-	-
16	<b>DI GIANNANTONIO Fabio</b>	<b>13</b>	21	14	16																		
			20-NC	14-10	16-9	-	-	-	-	-	-	-	-	-	-	-	-	-	-	-	-	-	-
17	<b>NAKAGAMI Takaaki</b>	<b>7</b>	18	11	17																		
			17-12	11-13	17-NC	-	-	-	-	-	-	-	-	-	-	-	-	-	-	-	-	-	-
18	<b>MARQUEZ Marc</b>	<b>7</b>	1																				
			1-NC	-	-	-	-	-	-	-	-	-	-	-	-	-	-	-	-	-	-	-	-
19	<b>MIR Joan</b>	<b>5</b>	14	18	13																		
			13-11	18-NS	13-NC	-	-	-	-	-	-	-	-	-	-	-	-	-	-	-	-	-	-
20	<b>PIRRO Michele</b>	<b>5</b>			18																		
			-	-	18-11	-	-	-	-	-	-	-	-	-	-	-	-	-	-	-	-	-	-
21	<b>FOLGER Jonas</b>	<b>4</b>			22																		
			-	-	22-12	-	-	-	-	-	-	-	-	-	-	-	-	-	-	-	-	-	-
22	<b>FERNANDEZ Raul</b>	<b>2</b>	20	13	19																		
			19-NC	13-14	19-NC	-	-	-	-	-	-	-	-	-	-	-	-	-	-	-	-	-	-
23	<b>BRADL Stefan</b>	<b>0</b>			21																		
			-	-	21-NC	-	-	-	-	-	-	-	-	-	-	-	-	-	-	-	-	-	-

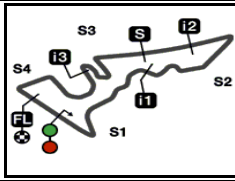
NC=Not classified NL=Not finished first lap NP=Not started race re-start N2=Not finished first lap race re-start EX=Excluded NS=Not Started DS=Disqualified

These data/results cannot be reproduced, stored and/or transmitted in whole or in part by any manner of electronic, mechanical, photocopying, recording, broadcasting or otherwise now known or herein after developed without the previous express consent by the copyright owner, except for reproduction in daily press and regular printed publications on sale to the public within 60 days of the event related to those data/results and always provided that copyright symbol appears together as follows below.  
© DORNA, 2023

Official MotoGP Timing by **TISSOT**  
www.motogp.com

Austin, Sunday, April 16, 2023





5513 m.

# RED BULL GRAND PRIX OF THE AMERICAS

## Official Starting Grid

Race : 20 laps = 110.26 km



1	<b>3</b> 2'02.181 <b>10 Luca MARINI</b> Ducati	<b>2</b> 2'02.052 <b>42 Alex RINS</b> Honda	<b>1</b> 2'01.892 <b>1 Francesco BAGNAIA</b> Ducati
2	<b>6</b> 2'02.539 <b>41 Aleix ESPARGARO</b> Aprilia	<b>5</b> 2'02.268 <b>72 Marco BEZZECCHI</b> Ducati	<b>4</b> 2'02.242 <b>73 Alex MARQUEZ</b> Ducati
3	<b>9</b> 2'03.062 <b>5 Johann ZARCO</b> Ducati	<b>8</b> 2'02.882 <b>12 Maverick VIÑALES</b> Aprilia	<b>7</b> 2'02.749 <b>20 Fabio QUARTARARO</b> Yamaha
4	<b>12</b> 2'03.292 <b>89 Jorge MARTIN</b> Ducati	<b>11</b> 2'03.107 <b>33 Brad BINDER</b> KTM	<b>10</b> 2'03.084 <b>43 Jack MILLER</b> KTM
5	<b>15</b> 2'03.065 <b>88 Miguel OLIVEIRA</b> Aprilia	<b>14</b> 2'02.950 <b>21 Franco MORBIDELLI</b> Yamaha	<b>13</b> 2'02.743 <b>36 Joan MIR</b> Honda
6	<b>18</b> 2'03.452 <b>51 Michele PIRRO</b> Ducati	<b>17</b> 2'03.403 <b>30 Takaaki NAKAGAMI</b> Honda	<b>16</b> 2'03.350 <b>49 Fabio DI GIANNANTONIO</b> Ducati
7	<b>21</b> 2'03.907 <b>6 Stefan BRADL</b> Honda	<b>20</b> 2'03.798 <b>37 Augusto FERNANDEZ</b> KTM	<b>19</b> 2'03.527 <b>25 Raul FERNANDEZ</b> Aprilia
8			<b>22</b> 2'07.597 <b>94 Jonas FOLGER</b> KTM

The results are provisional until the end of the limit for protest and appeals and until the ratification of the Event Management Committee.

Time limit for protest expires 60' at the latest after publication of the results - ..... Time: .....

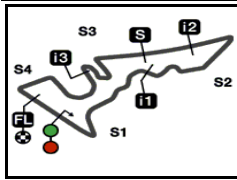
These data/results cannot be reproduced, stored and/or transmitted in whole or in part by any manner of electronic, mechanical, photocopying, recording, broadcasting or otherwise now known or herein after developed without the previous express consent of the copyright owner, except for reproduction in daily press and regular printed publications on sale to the public within 60 days of the event related to those data/results and always provided that copyright symbol appears together as follows below.

© DORNA, 2023

Official MotoGP Timing by **TISSOT**  
 www.motogp.com

**Austin, Sunday, April 16, 2023**





5513 m.

## RED BULL GRAND PRIX OF THE AMERICAS

## Race

## Top Speed &amp; Average



Rider	Nation	Motorcycle	Top 5 speeds					Average	Top
12 <b>Maverick VIÑALES</b>	<b>SPA</b>	APRILIA	356.4	354.0	354.0	351.7	350.6	352.1	<b>356.4</b>
10 <b>Luca MARINI</b>	<b>ITA</b>	DUCATI	354.0	350.6	349.5	348.3	348.3	349.5	<b>354.0</b>
33 <b>Brad BINDER</b>	<b>RSA</b>	KTM	354.0	352.9	351.7	351.7	350.6	352.2	<b>354.0</b>
41 <b>Aleix ESPARGARO</b>	<b>SPA</b>	APRILIA	354.0					354.0	<b>354.0</b>
49 <b>Fabio DI GIANNANTONIO</b>	<b>ITA</b>	DUCATI	354.0	351.7	350.6	348.3	348.3	350.6	<b>354.0</b>
88 <b>Miguel OLIVEIRA</b>	<b>POR</b>	APRILIA	354.0	351.7	351.7	351.7	350.6	351.3	<b>354.0</b>
72 <b>Marco BEZZECCHI</b>	<b>ITA</b>	DUCATI	352.9	350.6	349.5	349.5	349.5	350.3	<b>352.9</b>
6 <b>Stefan BRADL</b>	<b>GER</b>	HONDA	351.7	349.5	347.2	346.1	345.0	347.9	<b>351.7</b>
51 <b>Michele PIRRO</b>	<b>ITA</b>	DUCATI	351.7	349.5	349.5	348.3	348.3	349.3	<b>351.7</b>
5 <b>Johann ZARCO</b>	<b>FRA</b>	DUCATI	350.6	349.5	349.5	349.5	349.5	349.7	<b>350.6</b>
25 <b>Raul FERNANDEZ</b>	<b>SPA</b>	APRILIA	350.6	348.3	347.2	345.0	343.9	347.0	<b>350.6</b>
36 <b>Joan MIR</b>	<b>SPA</b>	HONDA	350.6	349.5	349.5	348.3	345.0	348.0	<b>350.6</b>
30 <b>Takaaki NAKAGAMI</b>	<b>JPN</b>	HONDA	348.3	347.2	345.0	343.9	342.8	345.4	<b>348.3</b>
21 <b>Franco MORBIDELLI</b>	<b>ITA</b>	YAMAHA	347.2	346.1	343.9	342.8	341.7	343.9	<b>347.2</b>
37 <b>Augusto FERNANDEZ</b>	<b>SPA</b>	KTM	347.2	346.1	345.0	345.0	345.0	345.6	<b>347.2</b>
43 <b>Jack MILLER</b>	<b>AUS</b>	KTM	347.2	347.2	347.2	346.1	346.1	346.8	<b>347.2</b>
1 <b>Francesco BAGNAIA</b>	<b>ITA</b>	DUCATI	345.0	345.0	343.9	343.9	343.9	344.3	<b>345.0</b>
20 <b>Fabio QUARTARARO</b>	<b>FRA</b>	YAMAHA	345.0	343.9	343.9	343.9	342.8	343.4	<b>345.0</b>
42 <b>Alex RINS</b>	<b>SPA</b>	HONDA	345.0	343.9	342.8	342.8	342.8	343.4	<b>345.0</b>
94 <b>Jonas FOLGER</b>	<b>GER</b>	KTM	342.8	339.6	337.5	335.4	335.4	338.1	<b>342.8</b>

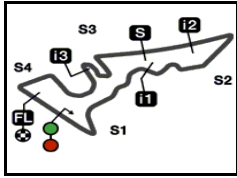
These data/results cannot be reproduced, stored and/or transmitted in whole or in part by any manner of electronic, mechanical, photocopying, recording, broadcasting or otherwise now known or herein after developed without the previous express consent by the copyright owner, except for reproduction in daily press and regular printed publications on sale to the public within 60 days of the event related to those data/results and always provided that copyright symbol appears together as follows below.

© DORNA, 2023

Official MotoGP Timing by TISSOT  
www.motogp.com




Austin, Sunday, April 16, 2023



5513 m.

**RED BULL GRAND PRIX OF THE AMERICAS****Race****Fastest Laps Sequence**

<i>Lap</i>	<i>Race Time</i>	 <i>Rider</i>	<i>Nation</i>	<i>Motorcycle</i>	<i>Time</i>	<i>Km/h</i>	<i>Riders's Lap</i>
2	<b>4'08.193</b>	1 <b>Francesco BAGNAIA</b>	ITA	DUCATI	<b>2'03.539</b>	160.6	2
2	<b>4'08.707</b>	42 <b>Alex RINS</b>	SPA	HONDA	<b>2'03.471</b>	160.7	2
3	<b>6'12.832</b>	43 <b>Jack MILLER</b>	AUS	KTM	<b>2'03.306</b>	160.9	3
4	<b>8'15.074</b>	1 <b>Francesco BAGNAIA</b>	ITA	DUCATI	<b>2'03.278</b>	160.9	4
4	<b>8'15.328</b>	42 <b>Alex RINS</b>	SPA	HONDA	<b>2'03.126</b>	161.1	4

These data/results cannot be reproduced, stored and/or transmitted in whole or in part by any manner of electronic, mechanical, photocopying, recording, broadcasting or otherwise now known or herein after developed without the previous express consent by the copyright owner, except for reproduction in daily press and regular printed publications on sale to the public within 60 days of the event related to those data/results and always provided that copyright symbol appears together as follows below.

© DORNA, 2023

Official MotoGP Timing by **TISSOT**  
www.motogp.com

**Austin, Sunday, April 16, 2023**