


5245 m.

GRAN PREMIO D'ITALIA OAKLEY

Race

Classification after 23 laps = 120.635 km

29

Pos		Rider	Nation	Team	Motorcycle	Total Time	Km/h	Gap
1	25	1 Francesco BAGNAIA	ITA	Ducati Lenovo Team	DUCATI	41'16.863	175.3	
2	20	89 Jorge MARTIN	SPA	Prima Pramac Racing	DUCATI	41'17.930	175.2	1.067
3	16	5 Johann ZARCO	FRA	Prima Pramac Racing	DUCATI	41'18.840	175.1	1.977
4	13	10 Luca MARINI	ITA	Mooney VR46 Racing Team	DUCATI	41'21.488	175.0	4.625
5	11	33 Brad BINDER	RSA	Red Bull KTM Factory Racing	KTM	41'25.788	174.7	8.925
6	10	41 Aleix ESPARGARO	SPA	Aprilia Racing	APRILIA	41'27.771	174.5	10.908
7	9	43 Jack MILLER	AUS	Red Bull KTM Factory Racing	KTM	41'27.862	174.5	10.999
8	8	72 Marco BEZZECCHI	ITA	Mooney VR46 Racing Team	DUCATI	41'29.517	174.4	12.654
9	7	23 Enea BASTIANINI	ITA	Ducati Lenovo Team	DUCATI	41'33.965	174.1	17.102
10	6	21 Franco MORBIDELLI	ITA	Monster Energy Yamaha MotoGP	YAMAHA	41'34.473	174.0	17.610
11	5	20 Fabio QUARTARARO	FRA	Monster Energy Yamaha MotoGP	YAMAHA	41'34.724	174.0	17.861
12	4	12 Maverick VIÑALES	SPA	Aprilia Racing	APRILIA	41'35.973	173.9	19.110
13	3	30 Takaaki NAKAGAMI	JPN	LCR Honda IDEMITSU	HONDA	41'38.810	173.7	21.947
14	2	49 Fabio DI GIANNANTONIO	ITA	Gresini Racing MotoGP	DUCATI	41'42.769	173.5	25.906
15	1	37 Augusto FERNANDEZ	SPA	GASGAS Factory Racing Tech3	KTM	41'43.363	173.4	26.500
16		51 Michele PIRRO	ITA	Aruba.it Racing	DUCATI	41'47.013	173.2	30.150
17	25	Raul FERNANDEZ	SPA	CryptoDATA RNF MotoGP Team	APRILIA	41'54.864	172.6	38.001
18	32	Lorenzo SAVADORI	ITA	Aprilia Racing	APRILIA	41'55.525	172.6	38.662
19	94	Jonas FOLGER	GER	GASGAS Factory Racing Tech3	KTM	42'35.775	169.9	1'18.912

Not classified

73	Alex MARQUEZ	SPA	Gresini Racing MotoGP	DUCATI	25'08.548	175.2	9 laps
88	Miguel OLIVEIRA	POR	CryptoDATA RNF MotoGP Team	APRILIA	18'05.538	173.9	13 laps
93	Marc MARQUEZ	SPA	Repsol Honda Team	HONDA	9'02.151	174.1	18 laps

Race condition: Dry

Air: 27°
Humidity: 53%
Ground: 45°

Pole Position:

	Francesco BAGNAIA	1'44.855	180.0 Km/h
Fastest Lap:	Lap 5	Alex MARQUEZ	1'46.807 176.7 Km/h
Best Race Lap:	2022	Francesco BAGNAIA	1'46.588 177.1 Km/h
All Time Lap Record:	2023	Francesco BAGNAIA	1'44.855 180.0 Km/h

13:35'22

14:00'00

14:02'41

14:03'34

14:13'25 Marc MARQUEZ

14:21'54 Miguel OLIVEIRA

14:28'12 Alex MARQUEZ

SIGHTING LAP START

WARM UP LAP START

RACE START

No jump starts

crashed out - Rider OK

crashed out - Rider OK

crashed out - Rider OK

The results are provisional until the end of the limit for protest and appeals.

Time limit for protest expires 30' after publication of the results - Time:

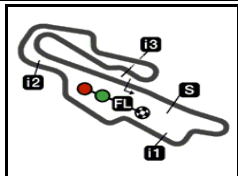
These data/results cannot be reproduced, stored and/or transmitted in whole or in part by any manner of electronic, mechanical, photocopying, recording, broadcasting or otherwise now known or herein after developed without the previous express consent by the copyright owner, except for reproduction in daily press and regular printed publications on sale to the public within 60 days of the event related to those data/results and always provided that copyright symbol appears together as follows below.

© DORNA, 2023

Official MotoGP Timing by TISSOT
www.motogp.com

Mugello, Sunday, June 11, 2023





GRAN PREMIO D'ITALIA OAKLEY

30

5245 m.

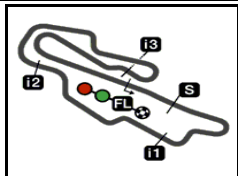
World Championship Classification

Rider	Points	Leader	Prev	POR	ARG	AME	SPA	FRA	ITA	GER	NED	GBR	AUT	CAT	RSM	IND	JPN	INA	AUS	THA	MAL	QAT	VAL	
1 BAGNAIA Francesco [ITA]	131			37 12 25	4 4 0	12 12 -	34 9 25	7 7 -	37 12 25															
2 BEZZECCHI Marco [ITA]	110	21	21	16 - 16	34 9 25	14 4 10	1 1 -	28 3 25	17 9 8															
3 MARTIN Jorge [SPA]	107	24	3	9 9 -	13 2 11	7 7 -	19 6 13	32 12 20	27 7 20															
4 BINDER Brad [RSA]	92	39	15	10 0 10	12 12 0	8 5 3	32 12 20	19 9 10	11 0 11															
5 ZARCO Johann [FRA]	88	43	4	15 2 13	20 0 20	9 0 9	2 2 -	20 4 16	22 6 16															
6 MARINI Luca [ITA]	72	59	16	- - -	15 7 8	23 3 20	10 0 10	6 6 -	18 5 13															
7 MILLER Jack [AUS]	62	69	10	15 6 9	10 0 10	1 1 -	23 7 16	- - -	13 4 9															
8 QUARTARARO Fabio [FRA]	54	77	8	8 0 8	10 1 9	16 0 16	6 0 6	9 - 9	5 0 5															
9 ESPARGARO Aleix [SPA]	54	77	0	11 4 7	1 - 1	6 6 -	11 - 11	13 2 11	12 2 10															
10 VIÑALES Maverick [SPA]	53	78	1	25 5 20	7 3 4	13 0 13	3 3 -	1 1 -	4 0 4															
11 RINS Alex [SPA]	47	84	6	6 0 6	7 0 7	34 9 25	0 0 -	0 0 -	- -															
12 MORBIDELLI Franco [ITA]	46	85	1	2 0 2	19 6 13	8 0 8	5 0 5	6 0 6	6 0 6															

These data/results cannot be reproduced, stored and/or transmitted in whole or in part by any manner of electronic, mechanical, photocopying, recording, broadcasting or otherwise now known or herein after developed without the previous express consent by the copyright owner, except for reproduction in daily press and regular printed publications on sale to the public within 60 days of the event related to those data/results and always provided that copyright symbol appears together as follows below.

© DORNA, 2023





GRAN PREMIO D'ITALIA OAKLEY

30

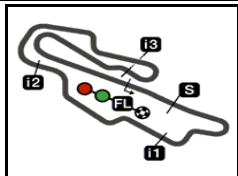
5245 m.

World Championship Classification

Rider	Points	Leader	Prev	POR	ARG	AME	SPA	FRA	ITA	GER	NED	GBR	AUT	CAT	RSM	IND	JPN	INA	AUS	THA	MAL	QAT	VAL
13 MARQUEZ Alex [SPA]	41	90	5	12 1 11	21 5 16	- - -	8 - 8	0 0 -	- - -														
14 FERNANDEZ Augusto [SPA]	31	100	10	3 - 3	5 0 5	6 0 6	3 0 3	13 - 13	1 0 1														
15 DI GIANNANTONIO Fabio [ITA]	27	104	4	0 0 -	6 0 6	7 0 7	4 0 4	8 0 8	2 0 2														
16 NAKAGAMI Takaaki [JPN]	24	107	3	4 0 4	3 0 3	0 0 -	7 - 7	7 0 7	3 0 3														
17 OLIVEIRA Miguel [POR]	21	110	3	3 3 -	- - -	13 2 11	5 5 -	- - -	0 0														
18 MARQUEZ Marc [SPA]	15	116	6	7 7 -	- - -	- - -	- - -	5 5 -	3 3														
19 PEDROSA Dani [SPA]	13	118	2	- - -	- - -	- - -	13 4 9	- - -	- -														
20 BASTIANINI Enea [ITA]	8	123	5	- - -	- - -	- - -	- - -	- - -	8 1 7														
21 FOLGER Jonas [GER]	7	124	1	- - -	- - -	4 0 4	0 0 0	3 - 3	0 0 0														
22 PIRRO Michele [ITA]	5	126	2	- - -	- - -	5 - 5	- - -	- - -	0 0 0														
23 PETRUCCI Danilo [ITA]	5	126	0	- - -	- - -	- - -	- - -	5 0 5	- -														
24 MIR Joan [SPA]	5	126	0	5 - 5	- - -	0 0 -	- - -	0 0 -	- -														

These data/results cannot be reproduced, stored and/or transmitted in whole or in part by any manner of electronic, mechanical, photocopying, recording, broadcasting or otherwise now known or herein after developed without the previous express consent by the copyright owner, except for reproduction in daily press and regular printed publications on sale to the public within 60 days of the event related to those data/results and always provided that copyright symbol appears together as follows below.
© DORNA, 2023





GRAN PREMIO D'ITALIA OAKLEY

30

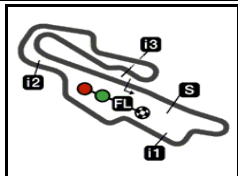
5245 m.

World Championship Classification

Rider	Points	Leader	Prev	POR	ARG	AME	SPA	FRA	ITA	GER	NED	GBR	AUT	CAT	RSM	IND	JPN	INA	AUS	THA	MAL	QAT	VAL	
25 SAVADORI Lorenzo [ITA]	4	127	1	-	-	-	-	4	0															
26 FERNANDEZ Raul [SPA]	3	128	1	0	2	0	1	-	0															
27 BRADL Stefan [GER]	2	129	1	-	-	0	2	-	-															
28 LECUONA Iker [SPA]	0	131	2	-	-	-	0	-	-															

These data/results cannot be reproduced, stored and/or transmitted in whole or in part by any manner of electronic, mechanical, photocopying, recording, broadcasting or otherwise now known or herein after developed without the previous express consent by the copyright owner, except for reproduction in daily press and regular printed publications on sale to the public within 60 days of the event related to those data/results and always provided that copyright symbol appears together as follows below.
© DORNA, 2023





5245 m.

GRAN PREMIO D'ITALIA OAKLEY

World Championship Classification

30

Constructor	Points	Leader	Previous	POR	ARG	AME	SPA	FRA	ITA	GER	NED	GBR	AUT	CAT	RSM	IND	JPN	INA	AUS	THA	MAL	QAT	VAL
1 DUCATI	211			37	34	32	34	37	37														
2 KTM	118	93	93	16	22	11	32	22	15														
3 APRILIA	92	119	26	25	7	19	16	13	12														
4 HONDA	79	132	13	13	7	34	7	12	6														
5 YAMAHA	64	147	15	8	19	16	6	9	6														

Team	Points	Leader	Previous	POR	ARG	AME	SPA	FRA	ITA	GER	NED	GBR	AUT	CAT	RSM	IND	JPN	INA	AUS	THA	MAL	QAT	VAL
1 PRIMA PRAMAC RACING	195			24	33	16	21	52	49														
2 MOONEY VR46 RACING TEAM	182	13	13	16	49	37	11	34	35														
3 RED BULL KTM FACTORY RACING	154	41	28	25	22	9	55	19	24														
4 DUCATI LENOVO TEAM	149	46	5	37	4	17	34	12	45														
5 APRILIA RACING	107	88	42	36	8	19	14	14	16														
6 MONSTER ENERGY YAMAHA MOTOGP	100	95	7	10	29	24	11	15	11														
7 LCR HONDA	71	124	29	10	10	34	7	7	3														
8 GRESINI RACING MOTOGP	68	127	3	12	27	7	12	8	2														
9 GASGAS FACTORY RACING TECH3	38	157	30	3	5	10	3	16	1														
10 CRYPTODATA RNF MOTOGP TEAM	28	167	10	3	2	13	6	4	-														
11 REPSOL HONDA TEAM	20	175	8	12	-	-	-	5	3														

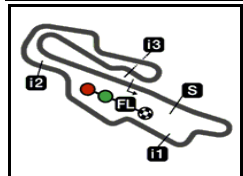
These data/results cannot be reproduced, stored and/or transmitted in whole or in part by any manner of electronic, mechanical, photocopying, recording, broadcasting or otherwise now known or herein after developed without the previous express consent by the copyright owner, except for reproduction in daily press and regular printed publications on sale to the public within 60 days of the event related to those data/results and always provided that copyright symbol appears together as follows below.
© DORNA, 2023

Official MotoGP Timing by TISSOT
www.motogp.com

Mugello, Sunday, June 11, 2023

Page 4 of 4





GRAN PREMIO D'ITALIA OAKLEY

Race

Lap Chart

5245 m.

31

Pos	1	2	3	4	5	6	7	8	9	10	11	12	13	14	15	16	17	18	19	20	21	22
Grid	1	93	10	43	89	73	72	41	5	33	23	12	21	20	30	51	88	49	25	37	32	94



1	1	43	89	10	93	73	33	72	41	5	23	21	20	30	12	88	49	51	25	32	37	94
2	1	89	43	10	93	73	33	72	41	5	23	21	20	30	88	12	49	25	51	32	37	94
3	1	89	10	93	43	73	33	5	72	41	21	23	20	30	88	49	12	25	51	32	37	94
4	1	89	10	93	73	43	5	33	72	41	21	23	20	30	88	49	12	25	32	51	37	94
5	1	89	10	93	73	5	43	33	72	41	21	23	20	88	30	49	12	25	51	37	32	94
6	1	89	10	73	5	33	43	72	41	21	23	20	88	30	12	49	25	51	37	32	94	
7	1	89	10	73	5	33	43	72	41	21	20	23	88	30	12	49	25	51	32	37	94	
8	1	89	10	73	5	33	43	41	72	21	23	20	88	30	12	25	49	51	32	37	94	
9	1	89	10	73	5	33	43	41	72	21	23	20	88	30	12	25	49	51	32	37	94	
10	1	89	10	73	5	33	43	41	72	21	23	20	88	30	12	25	49	51	37	32	94	
L	11	1	89	73	10	5	33	43	41	72	21	23	20	30	12	25	49	51	37	32	94	
a	12	1	89	10	73	5	33	43	41	72	21	23	20	30	12	49	25	51	37	32	94	
P	13	1	89	73	10	5	33	43	41	72	21	23	20	30	12	49	25	51	37	32	94	
S	14	1	89	73	10	5	33	43	41	72	21	23	20	30	12	49	25	51	37	32	94	
	15	1	89	10	5	33	43	41	72	21	23	20	30	12	49	25	51	37	32	94		
	16	1	89	10	5	33	43	41	72	23	21	20	30	12	49	25	51	37	32	94		
	17	1	89	5	10	33	43	41	72	23	21	20	30	12	49	25	51	37	32	94		
	18	1	89	5	10	33	43	41	72	23	21	20	30	12	49	25	51	37	32	94		
	19	1	89	5	10	33	43	41	72	23	21	20	30	12	49	25	51	37	32	94		
	20	1	89	5	10	33	41	43	72	21	23	20	30	12	49	37	25	51	32	94		
	21	1	89	5	10	33	41	43	72	23	21	20	12	30	49	37	51	25	32	94		
	22	1	89	5	10	33	41	43	72	23	21	20	12	30	49	37	51	25	32	94		
	23	1	89	5	10	33	41	43	72	23	21	20	12	30	49	37	51	25	32	94		

Winner Lapped rider

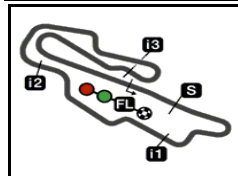
These data/results cannot be reproduced, stored and/or transmitted in whole or in part by any manner of electronic, mechanical, photocopying, recording, broadcasting or otherwise now known or herein after developed without the previous express consent by the copyright owner, except for reproduction in daily press and regular printed publications on sale to the public within 60 days of the event related to those data/results and always provided that copyright symbol appears together as follows below.

© DORNA, 2023

Official MotoGP Timing by **TISSOT**
www.motogp.com

Mugello, Sunday, June 11, 2023






5245 m.

GRAN PREMIO D'ITALIA OAKLEY

Race

Fastest Lap of Each Rider

32

	Rider	Nation	Team	Motorcycle	Time	Lap Total	Gap
1	1 Francesco BAGNAIA	ITA	Ducati Lenovo Team	DUCATI	1'46.807	4 23	
2	73 Alex MARQUEZ	SPA	Gresini Racing MotoGP	DUCATI	1'46.807	5 14	
3	89 Jorge MARTIN	SPA	Prima Pramac Racing	DUCATI	1'46.824	4 23	0.017 0.017
4	93 Marc MARQUEZ	SPA	Repsol Honda Team	HONDA	1'46.880	5 5	0.073 0.056
5	10 Luca MARINI	ITA	Mooney VR46 Racing Team	DUCATI	1'46.898	5 23	0.091 0.018
6	41 Aleix ESPARGARO	SPA	Aprilia Racing	APRILIA	1'47.000	5 23	0.193 0.102
7	5 Johann ZARCO	FRA	Prima Pramac Racing	DUCATI	1'47.012	7 23	0.205 0.012
8	33 Brad BINDER	RSA	Red Bull KTM Factory Racing	KTM	1'47.191	10 23	0.384 0.179
9	72 Marco BEZZECCHI	ITA	Mooney VR46 Racing Team	DUCATI	1'47.268	5 23	0.461 0.077
10	88 Miguel OLIVEIRA	POR	CryptoDATA RNF MotoGP Team	APRILIA	1'47.296	3 10	0.489 0.028
11	21 Franco MORBIDELLI	ITA	Monster Energy Yamaha MotoGP	YAMAHA	1'47.344	3 23	0.537 0.048
12	43 Jack MILLER	AUS	Red Bull KTM Factory Racing	KTM	1'47.387	5 23	0.580 0.043
13	49 Fabio DI GIANNANTONIO	ITA	Gresini Racing MotoGP	DUCATI	1'47.517	3 23	0.710 0.130
14	12 Maverick VIÑALES	SPA	Aprilia Racing	APRILIA	1'47.540	4 23	0.733 0.023
15	25 Raul FERNANDEZ	SPA	CryptoDATA RNF MotoGP Team	APRILIA	1'47.572	3 23	0.765 0.032
16	20 Fabio QUARTARARO	FRA	Monster Energy Yamaha MotoGP	YAMAHA	1'47.624	4 23	0.817 0.052
17	23 Enea BASTIANINI	ITA	Ducati Lenovo Team	DUCATI	1'47.675	5 23	0.868 0.051
18	30 Takaaki NAKAGAMI	JPN	LCR Honda IDEMITSU	HONDA	1'47.714	4 23	0.907 0.039
19	32 Lorenzo SAVADORI	ITA	Aprilia Racing	APRILIA	1'47.968	2 23	1.161 0.254
20	37 Augusto FERNANDEZ	SPA	GASGAS Factory Racing Tech3	KTM	1'48.012	14 23	1.205 0.044
21	51 Michele PIRRO	ITA	Aruba.it Racing	DUCATI	1'48.093	2 23	1.286 0.081
22	94 Jonas FOLGER	GER	GASGAS Factory Racing Tech3	KTM	1'49.618	4 23	2.811 1.525

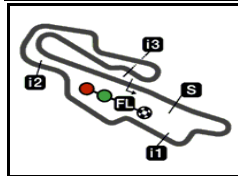
These data/results cannot be reproduced, stored and/or transmitted in whole or in part by any manner of electronic, mechanical, photocopying, recording, broadcasting or otherwise now known or herein after developed without the previous express consent by the copyright owner, except for reproduction in daily press and regular printed publications on sale to the public within 60 days of the event related to those data/results and always provided that copyright symbol appears together as follows below.

© DORNA, 2023

Official MotoGP Timing by TISSOT
www.motogp.com

Mugello, Sunday, June 11, 2023





5245 m.

GRAN PREMIO D'ITALIA OAKLEY

After the Race

Event Best Maximum Speed

33



Rider	Nation	Team	Motorcycle	Km/h	
33 Brad BINDER	RSA	Red Bull KTM Factory Racing	KTM	366.1	Tissot Sprint
23 Enea BASTIANINI	ITA	Ducati Lenovo Team	DUCATI	364.8	Tissot Sprint
49 Fabio DI GIANNANTONIO	ITA	Gresini Racing MotoGP	DUCATI	363.6	Race
12 Maverick VIÑALES	SPA	Aprilia Racing	APRILIA	363.6	Tissot Sprint
43 Jack MILLER	AUS	Red Bull KTM Factory Racing	KTM	362.4	Tissot Sprint
5 Johann ZARCO	FRA	Prima Pramac Racing	DUCATI	362.4	Tissot Sprint
51 Michele PIRRO	ITA	Aruba.it Racing	DUCATI	361.2	Tissot Sprint
93 Marc MARQUEZ	SPA	Repsol Honda Team	HONDA	360.0	Tissot Sprint
89 Jorge MARTIN	SPA	Prima Pramac Racing	DUCATI	360.0	Tissot Sprint
72 Marco BEZZECCHI	ITA	Mooney VR46 Racing Team	DUCATI	360.0	Tissot Sprint
41 Aleix ESPARGARO	SPA	Aprilia Racing	APRILIA	360.0	Tissot Sprint
20 Fabio QUARTARARO	FRA	Monster Energy Yamaha MotoGP	YAMAHA	360.0	Tissot Sprint
88 Miguel OLIVEIRA	POR	CryptoDATA RNF MotoGP Team	APRILIA	358.8	Tissot Sprint
73 Alex MARQUEZ	SPA	Gresini Racing MotoGP	DUCATI	358.8	Practice Nr. 2
25 Raul FERNANDEZ	SPA	CryptoDATA RNF MotoGP Team	APRILIA	357.6	Tissot Sprint
32 Lorenzo SAVADORI	ITA	Aprilia Racing	APRILIA	356.4	Tissot Sprint
1 Francesco BAGNAIA	ITA	Ducati Lenovo Team	DUCATI	356.4	Tissot Sprint
10 Luca MARINI	ITA	Mooney VR46 Racing Team	DUCATI	356.4	Tissot Sprint
21 Franco MORBIDELLI	ITA	Monster Energy Yamaha MotoGP	YAMAHA	355.2	Qualifying Nr. 1
30 Takaaki NAKAGAMI	JPN	LCR Honda IDEMITSU	HONDA	354.0	Race
42 Alex RINS	SPA	LCR Honda CASTROL	HONDA	354.0	Tissot Sprint
37 Augusto FERNANDEZ	SPA	GASGAS Factory Racing Tech3	KTM	352.9	Qualifying Nr. 1
36 Joan MIR	SPA	Repsol Honda Team	HONDA	352.9	Practice Nr. 2
94 Jonas FOLGER	GER	GASGAS Factory Racing Tech3	KTM	350.6	Free Practice

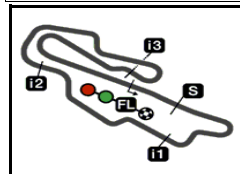
These data/results cannot be reproduced, stored and/or transmitted in whole or in part by any manner of electronic, mechanical, photocopying, recording, broadcasting or otherwise now known or herein after developed without the previous express consent by the copyright owner, except for reproduction in daily press and regular printed publications on sale to the public within 60 days of the event related to those data/results and always provided that copyright symbol appears together as follows below.

© DORNA, 2023

Official MotoGP Timing by TISSOT
www.motogp.com

Mugello, Sunday, June 11, 2023





5245 m.

GRAN PREMIO D'ITALIA OAKLEY

Race

Chronological Analysis of Performances

34

* Lap / Sector time cancelled

T1 Time from finish line to 1st intermedate

T3 Time from 2nd intermed. to 3rd intermed.

P Crossing the finish line in pit lane

T2 Time from 1st intermed. to 2nd intermed.

T4 Time from 3rd intermedate to finish line

**Tyre data subject to further updates

Lap	Lap Time	T1	T2	T3	T4	Speed	Lap	Lap Time	T1	T2	T3	T4	Speed	
1st	1	Francesco BAGNAIA DUCATI ITA						12	1'47.286	25.090	22.635	35.384	24.177	349.5
		Ducati Lenovo Team						13	1'47.368	25.070	22.682	35.303	24.313	350.6
		Runs=1 Total laps=23 Full laps=22 Valid laps=22						14	1'47.449	25.165	22.657	35.441	24.186	349.5
	Run #	1	Front Tyre	Slick-Hard	Rear Tyre	Slick-Medium		15	1'47.682	25.134	22.847	35.518	24.183	351.7
			New Tyre		New Tyre			16	1'47.749	25.139	22.864	35.517	24.229	349.5
	1	1'52.389	30.053	22.888	35.176	24.272	267.9	17	1'47.690	25.153	22.849	35.478	24.210	348.3
	2	1'46.903	25.025	22.555	35.044	24.279	346.1	18	1'47.904	25.237	22.860	35.488	24.319	349.5
	3	1'46.956	25.089	22.589	35.099	24.179	346.1	19	1'47.910	25.191	22.840	35.550	24.329	349.5
	4	1'46.807	25.047	22.545	35.038	24.177	345.0	20	1'47.894	25.187	22.777	35.585	24.345	346.1
	5	1'47.043	25.002	22.577	35.206	24.258	343.9	21	1'48.142	25.234	22.778	35.815	24.315	345.0
	6	1'47.120	25.187	22.605	35.132	24.196	341.7	22	1'48.445	25.354	22.958	35.787	24.346	346.1
	7	1'47.014	25.041	22.647	35.092	24.234	342.8	23	1'48.289	25.215	22.960	35.755	24.359	345.0
	8	1'47.478	25.157	22.660	35.352	24.309	341.7	3rd						
	9	1'47.351	25.108	22.713	35.285	24.245	343.9	5	Johann ZARCO DUCATI FRA					
	10	1'47.142	25.007	22.678	35.250	24.207	343.9		Prima Pramac Racing					
	11	1'47.413	25.081	22.645	35.330	24.357	347.2		Runs=1 Total laps=23 Full laps=22 Valid laps=21					
	12	1'47.314	25.024	22.682	35.370	24.238	346.1	Run #	1	Front Tyre	Slick-Hard	Rear Tyre	Slick-Medium	
	13	1'47.300	25.046	22.691	35.296	24.267	346.1			New Tyre		New Tyre		
	14	1'47.100	24.990	22.701	35.185	24.224	346.1	1	1'54.396	31.352	23.462	35.356	24.226	276.2
	15	1'47.524	25.104	22.734	35.365	24.321	347.2	2	1'47.146	25.104	22.713	35.186	24.143	358.8
	16	1'47.540	25.124	22.715	35.362	24.339	347.2	3	1'47.402	25.460	22.784	35.130	24.028	356.4
	17	1'47.548	25.130	22.698	35.379	24.341	346.1	4	1'47.250	25.301	22.687	35.128	24.134	355.2
	18	1'47.803	25.165	22.708	35.524	24.406	347.2	5	1'47.171	25.131	22.708	35.151	24.181	356.4
	19	1'47.875	25.145	22.828	35.501	24.401	347.2	6	1'47.019	25.087	22.602	35.151	24.179	343.9
	20	1'47.968	25.205	22.743	35.566	24.454	345.0	7	1'47.012	25.111	22.583	35.122	24.196	350.6
	21	1'48.358	25.283	22.824	35.768	24.483	342.8	8	1'47.279	25.178	22.725	35.104	24.272	347.2
	22	1'48.433	25.268	22.869	35.805	24.491	345.0	9	1'47.279	25.072	22.713	35.223	24.271	351.7
	23	1'48.484	25.311	22.835	35.800	24.538	343.9	10	1'47.064	25.087	22.599	35.144	24.234	351.7
								11	1'47.601 *	25.232	22.750	35.348*	24.271	351.7
2nd	89	Jorge MARTIN DUCATI SPA						12	1'47.356	25.227	22.721	35.277	24.131	356.4
		Prima Pramac Racing						13	1'47.267	25.156	22.691	35.222	24.198	355.2
		Runs=1 Total laps=23 Full laps=22 Valid laps=21						14	1'47.504	25.277	22.725	35.363	24.139	352.9
	Run #	1	Front Tyre	Slick-Hard	Rear Tyre	Slick-Soft		15	1'47.587	25.308	22.783	35.307	24.189	351.7
			New Tyre		New Tyre			16	1'47.634	25.257	22.774	35.320	24.283	350.6
	1	1'52.811	30.473	22.948	35.333	24.057	268.6	17	1'47.619	25.224	22.785	35.426	24.184	352.9
	2	1'46.829	25.085	22.527	35.212	24.005	346.1	18	1'47.654	25.489	22.719	35.255	24.191	345.0
	3	1'46.987 *	25.176	22.630	35.126	24.055*	348.3	19	1'47.770	25.239	22.856	35.413	24.262	347.2
	4	1'46.824	25.084	22.560	35.146	24.034	349.5	20	1'47.850	25.223	22.778	35.558	24.291	347.2
	5	1'47.127	25.146	22.625	35.216	24.140	347.2	21	1'47.891	25.327	22.778	35.523	24.263	343.9
	6	1'47.298	25.057	22.635	35.307	24.299	346.1	22	1'48.136	25.384	22.785	35.558	24.409	345.0
	7	1'47.041	25.051	22.600	35.233	24.157	348.3	23	1'47.953	25.287	22.780	35.579	24.307	346.1
	8	1'47.304	25.141	22.683	35.298	24.182	346.1							
	9	1'47.371	25.066	22.701	35.377	24.227	347.2							
	10	1'47.223	25.135	22.593	35.334	24.161	348.3							
	11	1'47.307	25.059	22.629	35.340	24.279	349.5							

Fastest Lap: Alex MARQUEZ Gresini Racing MotoG SPA **1'46.807** 25.006 22.612 35.231 23.958

These data/results cannot be reproduced, stored and/or transmitted in whole or in part by any manner of electronic, mechanical, photocopying, recording, broadcasting or otherwise now known or herein after developed without the previous express consent by the copyright owner, except for reproduction in daily press and regular printed publications on sale to the public within 60 days of the event related to those data/results and always provided that copyright symbol appears together as follows below.
© DORNA, 2023



Race

MotoGP

Lap	Lap Time	T1	T2	T3	T4	Speed	Lap	Lap Time	T1	T2	T3	T4	Speed
4th	10	Luca MARINI DUCATI ITA					23	1'49.265	25.507	23.114	35.973	24.671	347.2
Mooney VR46 Racing Team													
Runs=1 Total laps=23 Full laps=22 Valid laps=22													
Run #	1	Front Tyre	Slick-Hard	Rear Tyre	Slick-Medium		Run #	1	Front Tyre	Slick-Hard	Rear Tyre	Slick-Medium	
		New Tyre		New Tyre					New Tyre		New Tyre		
1	1'53.036	30.270	23.152	35.444	24.170	269.3	1	1'54.226	31.092	23.286	35.580	24.268	273.4
2	1'47.660	25.344	22.861	35.211	24.244	355.2	2	1'47.226	25.104	22.712	35.206	24.204	354.0
3	1'47.301	25.426	22.523	35.090	24.262	355.2	3	1'47.956	25.652	22.850	35.245	24.209	355.2
4	1'47.153	25.008	22.625	35.165	24.355	347.2	4	1'47.594	25.253	22.725	35.235	24.381	354.0
5	1'46.898	24.898	22.545	35.127	24.328	346.1	5	1'47.000	25.122	22.656	35.080	24.142	352.9
6	1'47.403	25.120	22.698	35.172	24.413	342.8	6	1'47.671	25.215	22.874	35.284	24.298	354.0
7	1'47.202	25.068	22.614	35.136	24.384	343.9	7	1'47.601	25.214	22.745	35.340	24.302	354.0
8	1'47.198	24.967	22.640	35.188	24.403	343.9	8	1'48.163	25.168	23.038	35.480	24.477	349.5
9	1'47.261	24.985	22.681	35.175	24.420	347.2	9	1'47.993	25.414	22.761	35.429	24.389	343.9
10	1'47.382	24.999	22.705	35.315	24.363	347.2	10	1'47.604	25.169	22.736	35.345	24.354	347.2
11	1'47.562	24.992	22.691	35.365	24.514	346.1	11	1'47.830	25.287	22.804	35.270	24.469	346.1
12	1'47.519	25.176	22.690	35.250	24.403	348.3	12	1'47.698	25.192	22.795	35.305	24.406	347.2
13	1'47.620	25.192	22.709	35.388	24.331	345.0	13	1'47.812	25.199	22.861	35.332	24.420	350.6
14	1'47.510	25.094	22.709	35.416	24.291	351.7	14	1'47.428	25.109	22.779	35.340	24.200	351.7
15	1'47.594	25.125	22.844	35.223	24.402	352.9	15	1'47.719	25.182	22.811	35.355	24.371	351.7
16	1'47.569	25.010	22.797	35.292	24.470	350.6	16	1'48.127	25.261	22.913	35.598	24.355	351.7
17	1'47.771	25.068	22.840	35.397	24.466	347.2	17	1'47.950	25.292	22.855	35.496	24.307	352.9
18	1'47.961	25.482	22.927	35.271	24.281	348.3	18	1'48.705	25.246	23.716	35.362	24.381	350.6
19	1'47.656	25.140	22.818	35.380	24.318	349.5	19	1'48.158	25.262	22.898	35.622	24.376	351.7
20	1'47.939	25.166	22.844	35.523	24.406	348.3	20	1'48.099	25.205	22.839	35.488	24.567	348.3
21	1'48.063	25.172	22.879	35.526	24.486	346.1	21	1'48.341	25.328	22.904	35.438	24.671	340.6
22	1'48.835	25.413	23.089	35.763	24.570	345.0	22	1'48.435	25.365	22.878	35.550	24.642	341.7
23	1'49.395	25.388	23.231	36.008	24.768	345.0	23	1'48.435	25.333	22.896	35.643	24.563	342.8

5th	33	Brad BINDER KTM RSA				
Red Bull KTM Factory Racing						
Runs=1 Total laps=23 Full laps=22 Valid laps=22						
Run #	1	Front Tyre	Slick-Hard	Rear Tyre	Slick-Medium	
		New Tyre		New Tyre		
1	1'53.481	30.852	23.198	35.346	24.085	276.9
2	1'47.561	25.133	22.982	35.328	24.118	352.9
3	1'47.576	25.414	22.763	35.186	24.213	356.4
4	1'47.633	25.382	22.695	35.239	24.317	355.2
5	1'47.267	25.331	22.643	35.155	24.138	358.8
6	1'47.468	25.176	22.682	35.273	24.337	352.9
7	1'47.357	25.102	22.736	35.194	24.325	355.2
8	1'47.268	25.136	22.696	35.171	24.265	351.7
9	1'47.353	25.024	22.643	35.336	24.350	354.0
10	1'47.191	24.986	22.658	35.225	24.322	354.0
11	1'47.415	25.056	22.632	35.305	24.422	352.9
12	1'47.598	25.073	22.674	35.493	24.358	352.9
13	1'47.559	25.098	22.835	35.340	24.286	355.2
14	1'47.649	25.159	22.822	35.439	24.229	354.0
15	1'47.891	25.142	22.811	35.626	24.312	354.0
16	1'47.852	25.262	22.886	35.383	24.321	354.0
17	1'47.932	25.129	22.878	35.545	24.380	351.7
18	1'47.986	25.177	22.948	35.485	24.376	352.9
19	1'48.076	25.196	22.884	35.532	24.464	352.9
20	1'48.330	25.264	22.901	35.709	24.456	349.5
21	1'48.965	25.423	23.051	35.929	24.562	346.1
22	1'49.115	25.487	23.076	35.889	24.663	348.3

6th	41	Alex ESPARGARO APRILIA SPA				
Aprilia Racing						
Runs=1 Total laps=23 Full laps=22 Valid laps=22						
Run #	1	Front Tyre	Slick-Hard	Rear Tyre	Slick-Medium	
		New Tyre		New Tyre		
1	1'54.226	31.092	23.286	35.580	24.268	273.4
2	1'47.226	25.104	22.712	35.206	24.204	354.0
3	1'47.956	25.652	22.850	35.245	24.209	355.2
4	1'47.594	25.253	22.725	35.235	24.381	354.0
5	1'47.000	25.122	22.656	35.080	24.142	352.9
6	1'47.671	25.215	22.874	35.284	24.298	354.0
7	1'47.601	25.214	22.745	35.340	24.302	354.0
8	1'48.163	25.168	23.038	35.480	24.477	349.5
9	1'47.993	25.414	22.761	35.429	24.389	343.9
10	1'47.604	25.169	22.736	35.345	24.354	347.2
11	1'47.830	25.287	22.804	35.270	24.469	346.1
12	1'47.698	25.192	22.795	35.305	24.406	347.2
13	1'47.812	25.199	22.861	35.332	24.420	350.6
14	1'47.428	25.109	22.779	35.340	24.200	351.7
15	1'47.719	25.182	22.811	35.355	24.371	351.7
16	1'48.127	25.261	22.913	35.598	24.355	351.7
17	1'47.950	25.292	22.855	35.496	24.307	352.9
18	1'48.705	25.246	23.716	35.362	24.381	350.6
19	1'48.158	25.262	22.898	35.622	24.376	351.7
20	1'48.099	25.205	22.839	35.488	24.567	348.3
21	1'48.341	25.328	22.904	35.438	24.671	340.6
22	1'48.435	25.365	22.878	35.550	24.642	341.7
23	1'48.435	25.333	22.896	35.643	24.563	342.8

7th	43	Jack MILLER KTM AUS				
Red Bull KTM Factory Racing						
Runs=1 Total laps=23 Full laps=22 Valid laps=21						
Run #	1	Front Tyre	Slick-Hard	Rear Tyre	Slick-Soft	
		New Tyre		New Tyre		
1	1'52.798	30.173	23.129	35.268	24.228	270.6
2	1'47.753	25.593	22.753	35.215	24.192	347.2
3	1'47.814	25.788	22.699	35.192	24.135	349.5
4	1'47.724	25.402	22.787	35.223	24.312	355.2
5	1'47.387	25.079	22.657	35.212	24.439	350.6
6	1'47.776	25.442	22.765	35.282	24.287	347.2
7	1'47.538	25.157	22.779	35.295	24.307	352.9
8	1'48.502	25.442	23.125	35.438	24.497	349.5
9	1'47.670	25.164	22.789	35.297	24.420	346.1
10	1'47.694	25.307	22.701	35.282	24.404	346.1
11	1'47.796	25.329	22.692	35.413	24.362	345.0
12	1'47.826	25.188	22.741	35.546	24.351	346.1
13	1'47.743	25.274	22.703	35.377	24.389	346.1
14	1'47.485	25.151	22.681	35.356	24.297	348.3
15	1'47.791	25.192	22.764	35.477	24.358	348.3
16	1'48.194	25.109	23.079	35.608	24.398	348.3
17	1'48.034	25.281	22.855	35.504	24.394	346.1
18	1'48.508	25.520	23.099	35.394	24.495	349.5
19	1'48.360	25.366	22.842	35.670	24.482	345.0
20	1'48.413	25.445	22.906	35.621	24.441	345.0

Fastest Lap: Alex MARQUEZ Gresini Racing MotoG SPA **1'46.807** 25.006 22.612 35.231 23.958

These data/results cannot be reproduced, stored and/or transmitted in whole or in part by any manner of electronic, mechanical, photocopying, recording, broadcasting or otherwise now known or herein after developed without the previous express consent by the copyright owner, except for reproduction in daily press and regular printed publications on sale to the public within 60 days of the event related to those data/results and always provided that copyright symbol appears together as follows below.
© DORNA, 2023



Race

MotoGP

Lap	Lap Time	T1	T2	T3	T4	Speed	Lap	Lap Time	T1	T2	T3	T4	Speed
21	1'48.309	25.340	22.892	35.538	24.539	345.0	19	1'48.885	25.346	23.037	35.965	24.537	350.6
22	1'48.483	25.447	22.875	35.668	24.493	349.5	20	1'48.979	25.261	23.069	36.147	24.502	349.5
23	1'48.264 *	25.333	22.893	35.566	24.472*	349.5	21	1'48.632	25.373	22.998	35.609	24.652	341.7

8th **72** **Marco BEZZECCHI** DUCATI ITA
Mooney VR46 Racing Team

Runs=1 Total laps=23 Full laps=22 Valid laps=22

Run #	1	Front Tyre	Slick-Hard	Rear Tyre	Slick-Medium	Speed
		New Tyre		New Tyre		
1	1'53.679	30.744	23.292	35.512	24.131	276.9
2	1'47.545	25.167	22.908	35.369	24.101	360.0
3	1'47.795	25.482	22.859	35.167	24.287	358.8
4	1'47.483	25.509	22.679	35.153	24.142	354.0
5	1'47.268	25.190	22.768	35.139	24.171	358.8
6	1'47.708	25.304	22.845	35.264	24.295	357.6
7	1'47.390	25.225	22.760	35.243	24.162	351.7
8	1'48.645	25.267	23.122	35.354	24.902	352.9
9	1'48.266	25.195	22.892	35.860	24.319	350.6
10	1'47.762	25.216	22.829	35.495	24.222	354.0
11	1'48.012	25.335	22.956	35.450	24.271	351.7
12	1'47.873	25.412	22.888	35.425	24.148	351.7
13	1'47.607	25.212	22.768	35.432	24.195	350.6
14	1'47.634	25.278	22.847	35.386	24.123	354.0
15	1'48.200	25.567	22.979	35.429	24.225	354.0
16	1'47.713	25.101	22.819	35.446	24.347	352.9
17	1'47.795	25.272	22.898	35.379	24.246	352.9
18	1'48.214	25.278	23.071	35.501	24.364	355.2
19	1'48.102	25.331	22.960	35.517	24.294	354.0
20	1'48.399	25.388	23.122	35.585	24.304	349.5
21	1'48.530	25.366	23.095	35.702	24.367	351.7
22	1'48.756	25.404	23.001	35.826	24.525	350.6
23	1'49.141	25.473	23.241	35.899	24.528	350.6

9th **23** **Enea BASTIANINI** DUCATI ITA
Ducati Lenovo Team

Runs=1 Total laps=23 Full laps=22 Valid laps=22

Run #	1	Front Tyre	Slick-Hard	Rear Tyre	Slick-Soft	Speed
		New Tyre		New Tyre		
1	1'54.440	31.040	23.212	35.454	24.734	278.3
2	1'47.807	25.336	22.801	35.489	24.181	347.2
3	1'47.916	25.133	22.902	35.636	24.245	358.8
4	1'47.716	25.213	22.844	35.408	24.251	358.8
5	1'47.675	25.170	22.771	35.502	24.232	356.4
6	1'47.771	25.184	22.817	35.492	24.278	351.7
7	1'48.068	25.140	22.834	35.876	24.218	349.5
8	1'47.945	25.151	22.857	35.469	24.468	351.7
9	1'47.939	25.095	22.873	35.564	24.407	354.0
10	1'47.781	25.140	22.897	35.375	24.369	351.7
11	1'47.855	25.240	22.774	35.481	24.360	354.0
12	1'47.869	25.104	22.973	35.406	24.386	355.2
13	1'47.942	25.155	23.003	35.475	24.309	355.2
14	1'48.008	25.170	22.969	35.542	24.327	355.2
15	1'48.111	25.424	22.897	35.510	24.280	354.0
16	1'48.417	25.188	23.022	35.535	24.672	356.4
17	1'48.642	25.319	23.131	35.671	24.521	351.7
18	1'48.633	25.293	23.011	35.693	24.636	352.9

10th **21** **Franco MORBIDELLI** YAMAHA ITA
Monster Energy Yamaha MotoGP

Runs=1 Total laps=23 Full laps=22 Valid laps=22

Run #	1	Front Tyre	Slick-Hard	Rear Tyre	Slick-Soft	Speed
		New Tyre		New Tyre		
1	1'54.828	31.248	23.445	35.754	24.381	272.7
2	1'47.578	25.230	22.783	35.375	24.190	351.7
3	1'47.344	25.106	22.767	35.229	24.242	351.7
4	1'47.474	25.211	22.763	35.262	24.238	349.5
5	1'47.361	25.086	22.739	35.245	24.291	350.6
6	1'47.773	25.303	22.819	35.240	24.411	346.1
7	1'47.820	25.331	22.760	35.389	24.340	347.2
8	1'48.049	25.286	22.969	35.333	24.461	341.7
9	1'47.866	25.233	22.879	35.391	24.363	347.2
10	1'47.793	25.257	22.757	35.420	24.359	348.3
11	1'47.903	25.216	22.920	35.445	24.322	348.3
12	1'48.033	25.330	22.941	35.433	24.329	349.5
13	1'48.159	25.300	23.001	35.372	24.486	347.2
14	1'48.406	25.387	22.980	35.501	24.538	345.0
15	1'48.378	25.458	22.946	35.537	24.437	345.0
16	1'48.677	25.533	23.075	35.510	24.559	345.0
17	1'48.654	25.371	23.003	35.708	24.572	343.9
18	1'48.648	25.265	22.967	35.744	24.672	348.3
19	1'48.965	25.413	23.023	35.874	24.655	346.1
20	1'48.670	25.315	22.907	35.801	24.647	347.2
21	1'48.862	25.482	23.008	35.847	24.525	336.4
22	1'48.680	25.462	23.073	35.593	24.552	342.8
23	1'48.552	25.441	22.907	35.611	24.593	342.8

11th **20** **Fabio QUARTARARO** YAMAHA FRA
Monster Energy Yamaha MotoGP

Runs=1 Total laps=23 Full laps=22 Valid laps=21

Run #	1	Front Tyre	Slick-Hard	Rear Tyre	Slick-Medium	Speed
		New Tyre		New Tyre		
1	1'55.050	31.455	23.452	35.703	24.440	279.0
2	1'47.661	25.240	22.806	35.292	24.323	356.4
3	1'47.826	25.076	22.829	35.427	24.494	355.2
4	1'47.624	25.108	22.749	35.363	24.404	354.0
5	1'47.761	25.090	22.750	35.528	24.393	352.9
6	1'47.733	25.138	22.827	35.316	24.452	348.3
7	1'47.721	25.133	22.818	35.291	24.479	347.2
8	1'48.205	25.331	22.953	35.376	24.545	345.0
9	1'48.021	25.242	22.833	35.455	24.491	350.6
10	1'47.757	25.145	22.834	35.377	24.401	350.6
11	1'47.849	25.185	22.887	35.341	24.436	351.7
12	1'47.841	25.102	22.893	35.367	24.479	350.6
13	1'47.984	25.200	22.867	35.467	24.450	351.7
14	1'48.003	25.216	22.874	35.433	24.480	351.7
15	1'48.345	25.294	22.891	35.670	24.490	352.9
16	1'48.294	25.239	22.925	35.560	24.570	351.7

Fastest Lap: Alex MARQUEZ Gresini Racing MotoG SPA **1'46.807** 25.006 22.612 35.231 23.958

These data/results cannot be reproduced, stored and/or transmitted in whole or in part by any manner of electronic, mechanical, photocopying, recording, broadcasting or otherwise now known or herein after developed without the previous express consent by the copyright owner, except for reproduction in daily press and regular printed publications on sale to the public within 60 days of the event related to those data/results and always provided that copyright symbol appears together as follows below.
© DORNA, 2023



Race

MotoGP

Lap	Lap Time	T1	T2	T3	T4	Speed	Lap	Lap Time	T1	T2	T3	T4	Speed
17	1'48.576	25.402	22.977	35.701	24.496	350.6	15	1'48.460	25.450	23.031	35.572	24.407	343.9
18	1'48.593	25.330	23.009	35.677	24.577	352.9	16	1'48.346	25.359	23.023	35.535	24.429	346.1
19	1'48.952 *	25.477	23.069	35.794*	24.612	352.9	17	1'48.111	25.305	22.887	35.497	24.422	343.9
20	1'48.972	25.450	23.013	35.768	24.741	335.4	18	1'48.377	25.388	22.985	35.596	24.408	346.1
21	1'48.802	25.442	23.188	35.551	24.621	347.2	19	1'48.468	25.376	22.990	35.606	24.496	345.0
22	1'48.572	25.394	23.045	35.570	24.563	349.5	20	1'48.618	25.358	22.994	35.733	24.533	347.2
23	1'48.582	25.424	22.916	35.670	24.572	349.5	21	1'49.456	25.762	23.187	35.875	24.632	346.1
							22	1'49.905	25.674	23.239	36.110	24.882	343.9
							23	1'50.366	25.897	23.218	36.227	25.024	340.6

12th 12 **Maverick VIÑALES** APRILIA SPA
Aprilia Racing

Runs=1 Total laps=23 Full laps=22 Valid laps=21

Run #	1	Front Tyre	Slick-Hard	Rear Tyre	Slick-Medium	Speed
		New Tyre		New Tyre		
1	1'55.309	31.448	23.577	35.861	24.423	273.4
2	1'48.085	25.294	22.970	35.240	24.581	340.6
3	1'47.993	25.382	22.838	35.296	24.477	331.2
4	1'47.540	25.108	22.783	35.325	24.324	356.4
5	1'48.032	25.332	22.815	35.518	24.367	352.9
6	1'48.081	25.277	22.824	35.500	24.480	354.0
7	1'47.749	25.139	22.696	35.448	24.466	355.2
8	1'48.411	25.203	22.897	35.489	24.822	351.7
9	1'47.932	25.264	22.689	35.393	24.586	352.9
10	1'47.740	25.157	22.715	35.389	24.479	352.9
11	1'48.172	25.127	22.790	35.608	24.647	354.0
12	1'47.904	25.189	22.779	35.468	24.468	351.7
13	1'47.970	25.249	22.845	35.492	24.384	354.0
14	1'48.015	25.256	22.900	35.514	24.345	351.7
15	1'48.416	25.416	23.004	35.515	24.481	355.2
16	1'48.358	25.353	23.004	35.607	24.394	351.7
17	1'48.721	25.231	22.994	35.910	24.586	351.7
18	1'47.857	25.232	22.761	35.505	24.359	352.9
19	1'48.363	25.236	23.008	35.637	24.482	356.4
20	1'48.532	25.406	22.944	35.716	24.466	354.0
21	1'48.670	25.450	23.014	35.699	24.507	350.6
22	1'49.000 *	25.404	23.084	35.824	24.688*	352.9
23	1'49.123	25.428	23.081	35.946	24.668	350.6

13th 30 **Takaaki NAKAGAMI** HONDA JPN
LCR Honda IDEMITSU

Runs=1 Total laps=23 Full laps=22 Valid laps=22

Run #	1	Front Tyre	Slick-Hard	Rear Tyre	Slick-Soft	Speed
		New Tyre		New Tyre		
1	1'55.126	31.578	23.472	35.724	24.352	273.4
2	1'47.727	25.400	22.849	35.256	24.222	343.9
3	1'47.731	25.210	22.787	35.332	24.402	354.0
4	1'47.714	25.305	22.771	35.310	24.328	348.3
5	1'47.929	25.253	22.727	35.441	24.508	352.9
6	1'48.166	25.473	22.877	35.425	24.391	345.0
7	1'47.806	25.227	22.804	35.391	24.384	346.1
8	1'48.331	25.395	22.982	35.486	24.468	346.1
9	1'48.000	25.334	22.813	35.424	24.429	346.1
10	1'47.718	25.175	22.756	35.384	24.403	347.2
11	1'48.143	25.280	22.861	35.487	24.515	348.3
12	1'48.161	25.410	22.875	35.490	24.386	343.9
13	1'48.166	25.342	22.954	35.433	24.437	345.0
14	1'47.985	25.348	22.835	35.465	24.337	345.0

14th 49 **Fabio DI GIANNANTONI** DUCATI ITA
Gresini Racing MotoGP

Runs=1 Total laps=23 Full laps=22 Valid laps=22

Run #	1	Front Tyre	Slick-Hard	Rear Tyre	Slick-Medium	Speed
		New Tyre		New Tyre		
1	1'55.549	31.788	23.660	35.755	24.346	279.7
2	1'47.899	25.333	22.967	35.271	24.328	336.4
3	1'47.517	25.154	22.812	35.380	24.171	363.6
4	1'47.742	25.329	22.805	35.364	24.244	350.6
5	1'47.942	25.331	22.843	35.508	24.260	356.4
6	1'48.444	25.382	22.923	35.761	24.378	354.0
7	1'48.693	25.340	22.870	35.992	24.491	352.9
8	1'48.615	25.535	22.989	35.637	24.454	347.2
9	1'48.125	25.272	22.873	35.572	24.408	352.9
10	1'48.106	25.320	22.840	35.597	24.349	350.6
11	1'48.590	25.398	22.987	35.773	24.432	351.7
12	1'48.361	25.328	22.900	35.643	24.490	346.1
13	1'48.533	25.380	22.901	35.763	24.489	345.0
14	1'48.681	25.461	23.005	35.729	24.486	345.0
15	1'48.548	25.439	22.981	35.724	24.404	346.1
16	1'48.622	25.451	22.944	35.700	24.527	347.2
17	1'48.753	25.419	23.045	35.778	24.511	345.0
18	1'48.451	25.371	22.997	35.644	24.439	347.2
19	1'48.507	25.334	22.952	35.712	24.509	346.1
20	1'48.649	25.358	23.042	35.724	24.525	343.9
21	1'49.126	25.468	23.057	35.929	24.672	342.8
22	1'49.327	25.597	23.141	35.936	24.653	342.8
23	1'49.989	25.556	23.207	36.138	25.088	342.8

15th 37 **Augusto FERNANDEZ** KTM SPA
GASGAS Factory Racing Tech3

Runs=1 Total laps=23 Full laps=22 Valid laps=22

Run #	1	Front Tyre	Slick-Hard	Rear Tyre	Slick-Medium	Speed
		New Tyre		New Tyre		
1	1'56.409	31.871	23.726	36.154	24.658	273.4
2	1'48.633	25.584	22.956	35.454	24.639	343.9
3	1'48.251	25.457	22.890	35.451	24.453	346.1
4	1'48.403	25.392	22.982	35.521	24.508	348.3
5	1'48.386	25.363	22.998	35.476	24.549	343.9
6	1'48.646	25.517	22.818	35.529	24.782	345.0
7	1'48.982	25.696	22.982	35.598	24.706	331.2
8	1'48.576	25.430	22.972	35.530	24.644	343.9
9	1'48.445	25.396	22.925	35.472	24.652	343.9
10	1'48.650	25.276	23.005	35.613	24.756	346.1
11	1'48.626	25.421	22.901	35.612	24.692	339.6
12	1'48.334	25.243	22.929	35.580	24.582	342.8

Fastest Lap: Alex MARQUEZ Gresini Racing MotoGP SPA **1'46.807** 25.006 22.612 35.231 23.958

These data/results cannot be reproduced, stored and/or transmitted in whole or in part by any manner of electronic, mechanical, photocopying, recording, broadcasting or otherwise now known or herein after developed without the previous express consent by the copyright owner, except for reproduction in daily press and regular printed publications on sale to the public within 60 days of the event related to those data/results and always provided that copyright symbol appears together as follows below.
© DORNA, 2023



Race

MotoGP

Lap	Lap Time	T1	T2	T3	T4	Speed	Lap	Lap Time	T1	T2	T3	T4	Speed
13	1'48.327	25.255	22.887	35.645	24.540	346.1	11	1'48.824	25.420	23.031	35.804	24.569	345.0
14	1'48.012	25.220	22.860	35.436	24.496	345.0	12	1'48.704	25.729	23.023	35.521	24.431	330.2
15	1'48.188	25.215	22.981	35.465	24.527	347.2	13	1'48.460	25.389	22.945	35.653	24.473	340.6
16	1'48.448	25.206	23.034	35.562	24.646	350.6	14	1'48.827	25.491	23.083	35.772	24.481	345.0
17	1'48.542	25.428	23.026	35.597	24.491	341.7	15	1'48.799	25.543	23.081	35.628	24.547	347.2
18	1'48.175	25.258	22.954	35.488	24.475	347.2	16	1'48.697	25.443	23.047	35.715	24.492	346.1
19	1'48.516	25.342	22.940	35.659	24.575	346.1	17	1'48.641	25.515	23.038	35.623	24.465	346.1
20	1'48.784	25.390	23.063	35.682	24.649	346.1	18	1'48.848	25.397	23.139	35.737	24.575	348.3
21	1'48.900	25.451	22.935	35.841	24.673	334.3	19	1'49.247	25.506	23.064	35.871	24.806	346.1
22	1'48.551	25.268	22.935	35.722	24.626	341.7	20	1'49.934	25.646	23.278	36.138	24.872	342.8
23	1'48.579	25.318	22.990	35.711	24.560	342.8	21	1'54.641	25.749	26.754	37.049	25.089	324.3
							22	1'51.692	26.255	23.583	36.688	25.166	338.5
							23	1'51.157	25.966	23.519	36.604	25.068	339.6

16th 51 Michele PIRRO DUCATI ITA
Aruba.it Racing

Runs=1 Total laps=23 Full laps=22 Valid laps=22

Run #	1	Front Tyre	Slick-Hard	Rear Tyre	Slick-Soft	Speed
		New Tyre		New Tyre		
1	1'55.887	31.614	23.492	36.254	24.527	279.0
2	1'48.093	25.353	22.824	35.455	24.461	352.9
3	1'48.525	25.622	23.097	35.455	24.351	356.4
4	1'48.661	25.430	22.812	35.578	24.841	350.6
5	1'48.309	25.475	22.894	35.511	24.429	350.6
6	1'48.392	25.378	22.933	35.484	24.597	343.9
7	1'48.631	25.459	22.954	35.673	24.545	343.9
8	1'48.416	25.440	22.899	35.462	24.615	343.9
9	1'48.589	25.402	23.039	35.613	24.535	345.0
10	1'48.490	25.422	23.015	35.476	24.577	345.0
11	1'48.508	25.408	22.939	35.577	24.584	345.0
12	1'48.599	25.365	23.079	35.597	24.558	343.9
13	1'48.425	25.315	22.791	35.778	24.541	345.0
14	1'48.204	25.335	22.905	35.537	24.427	345.0
15	1'48.707	25.549	22.969	35.697	24.492	347.2
16	1'48.591	25.271	22.973	35.803	24.544	348.3
17	1'48.513	25.440	22.985	35.616	24.472	345.0
18	1'48.243	25.321	22.944	35.540	24.438	347.2
19	1'48.538	25.329	22.980	35.672	24.557	347.2
20	1'49.182	25.427	23.036	36.173	24.546	347.2
21	1'49.538	25.900	23.096	35.866	24.676	345.0
22	1'49.662	25.533	23.125	36.134	24.870	345.0
23	1'50.310	25.742	23.235	36.299	25.034	343.9

17th 25 Raul FERNANDEZ APRILIA SPA
CryptoDATA RNF MotoGP Team

Runs=1 Total laps=23 Full laps=22 Valid laps=21

Run #	1	Front Tyre	Slick-Hard	Rear Tyre	Slick-Medium	Speed
		New Tyre		New Tyre		
1	1'56.082	32.028	23.622	35.854	24.578	279.0
2	1'47.831	25.367	22.828	35.377	24.259	346.1
3	1'47.572	25.500	22.664	35.159	24.249	346.1
4	1'47.880	25.319	22.751	35.435	24.375	349.5
5	1'47.914	25.402	22.797	35.369	24.346	347.2
6	1'47.966	25.454	22.757	35.357	24.398	342.8
7	1'48.602 *	25.322	22.893	35.601	24.786*	342.8
8	1'48.118	25.319	22.929	35.339	24.531	346.1
9	1'48.075	25.188	22.906	35.434	24.547	348.3
10	1'48.353	25.405	22.831	35.551	24.566	346.1

18th 32 Lorenzo SAVADORI APRILIA ITA
Aprilia Racing

Runs=1 Total laps=23 Full laps=22 Valid laps=21

Run #	1	Front Tyre	Slick-Hard	Rear Tyre	Slick-Medium	Speed
		New Tyre		New Tyre		
1	1'56.298	31.929	24.000	35.977	24.392	280.5
2	1'47.968	25.424	22.842	35.367	24.335	345.0
3	1'48.428	25.416	23.099	35.571	24.342	348.3
4	1'48.425	25.390	22.911	35.600	24.524	349.5
5	1'49.092	25.235	22.791	36.626	24.440	347.2
6	1'48.561	25.472	22.925	35.643	24.521	349.5
7	1'48.298	25.329	22.904	35.573	24.492	338.5
8	1'48.656 *	25.259	22.994	35.642	24.761*	345.0
9	1'48.574	25.303	22.862	35.863	24.546	342.8
10	1'49.530	25.402	22.939	35.731	25.458	345.0
11	1'49.097	25.581	22.977	35.904	24.635	343.9
12	1'49.107	25.414	23.078	35.907	24.708	343.9
13	1'48.989	25.600	22.947	35.851	24.591	342.8
14	1'49.686	25.787	23.127	35.995	24.777	342.8
15	1'49.562	25.640	23.274	35.905	24.743	342.8
16	1'49.831	25.654	23.281	35.945	24.951	342.8
17	1'49.135	25.552	23.054	35.926	24.603	340.6
18	1'49.130	25.523	23.080	35.884	24.643	341.7
19	1'49.220	25.577	23.150	35.796	24.697	341.7
20	1'49.539	25.555	23.060	36.116	24.808	340.6
21	1'49.477	25.601	23.157	36.007	24.712	338.5
22	1'49.559	25.465	23.191	36.057	24.846	340.6
23	1'49.363	25.675	23.051	36.034	24.603	341.7

19th 94 Jonas FOLGER KTM GER
GASGAS Factory Racing Tech3

Runs=1 Total laps=23 Full laps=22 Valid laps=22

Run #	1	Front Tyre	Slick-Medium	Rear Tyre	Slick-Medium	Speed
		New Tyre		New Tyre		
1	1'57.636	32.281	23.979	36.016	25.360	274.8
2	2'02.495	25.991	23.182	35.782	37.540	335.4
3	1'51.326	26.817	23.488	36.065	24.956	322.3
4	1'49.618	25.714	23.257	35.789	24.858	335.4
5	1'49.897	25.649	23.233	36.027	24.988	335.4
6	1'50.194	25.789	23.323	35.994	25.088	333.3
7	1'50.171	25.756	23.363	36.034	25.018	334.3
8	1'50.130	25.773	23.372	35.977	25.008	335.4

Fastest Lap: Alex MARQUEZ Gresini Racing MotoG SPA **1'46.807** 25.006 22.612 35.231 23.958

These data/results cannot be reproduced, stored and/or transmitted in whole or in part by any manner of electronic, mechanical, photocopying, recording, broadcasting or otherwise now known or herein after developed without the previous express consent by the copyright owner, except for reproduction in daily press and regular printed publications on sale to the public within 60 days of the event related to those data/results and always provided that copyright symbol appears together as follows below.
© DORNA, 2023



Race

MotoGP

Lap	Lap Time	T1	T2	T3	T4	Speed	Lap	Lap Time	T1	T2	T3	T4	Speed
9	1'50.304	25.795	23.434	36.045	25.030	336.4	Run # 1	1'53.153	30.561	23.020	35.462	24.110	267.9
10	1'50.120	25.712	23.427	36.085	24.896	336.4							
11	1'50.344	25.714	23.576	36.171	24.883	335.4							
12	1'50.148	25.627	23.438	36.024	25.059	337.5							
13	1'50.047	25.640	23.403	36.033	24.971	335.4							
14	1'49.882	25.615	23.343	36.027	24.897	336.4							
15	1'50.196	25.756	23.385	36.109	24.946	338.5							
16	1'50.274	25.731	23.537	36.058	24.948	338.5							
17	1'50.349	25.802	23.492	36.089	24.966	337.5							
18	1'50.428	25.658	23.471	36.364	24.935	339.6							
19	1'50.140	25.783	23.342	36.057	24.958	336.4							
20	1'50.644	25.805	23.558	36.258	25.023	332.3							
21	1'50.557	25.778	23.582	36.159	25.038	334.3							
22	1'50.523	25.764	23.456	36.243	25.060	334.3							
23	1'50.352	25.793	23.442	36.247	24.870	335.4							

20th 73 Alex MARQUEZ DUCATI SPA
Gresini Racing MotoGP

Runs=1 Total laps=14 Full laps=13 Valid laps=13

Run #	1	Front Tyre	Slick-Hard	Rear Tyre	Slick-Soft	
		New Tyre		New Tyre		
1	1'53.316	30.622	23.095	35.562	24.037	272.7
2	1'47.496	25.194	22.981	35.289	24.032	354.0
3	1'47.768	25.752	22.904	35.131	23.981	357.6
4	1'46.894	25.132	22.596	35.135	24.031	356.4
5	1'46.807	25.006	22.612	35.231	23.958	349.5
6	1'47.537	25.180	22.665	35.532	24.160	345.0
7	1'47.180	25.053	22.683	35.264	24.180	346.1
8	1'47.170	25.045	22.664	35.181	24.280	346.1
9	1'47.258	25.150	22.666	35.302	24.140	346.1
10	1'47.286	25.000	22.726	35.288	24.272	348.3
11	1'47.343	25.116	22.723	35.298	24.206	349.5
12	1'47.571	25.332	22.727	35.415	24.097	343.9
13	1'47.421	24.987	22.713	35.428	24.293	349.5
14	1'47.501	25.085	22.729	35.424	24.263	343.9

21st 88 Miguel OLIVEIRA APRILIA POR
CryptoDATA RNF MotoGP Team

Runs=1 Total laps=10 Full laps=9 Valid laps=9

Run #	1	Front Tyre	Slick-Hard	Rear Tyre	Slick-Medium	
		New Tyre		New Tyre		
1	1'55.443	31.717	23.576	35.778	24.372	279.0
2	1'47.913	25.328	22.961	35.261	24.363	335.4
3	1'47.296	25.085	22.836	35.109	24.266	345.0
4	1'47.692	25.375	22.839	35.279	24.199	334.3
5	1'47.878	25.368	22.803	35.341	24.366	330.2
6	1'47.474	25.181	22.745	35.253	24.295	342.8
7	1'48.000	25.306	22.941	35.375	24.378	354.0
8	1'47.921	25.288	22.956	35.353	24.324	349.5
9	1'48.087	25.338	22.983	35.423	24.343	351.7
10	1'47.834	25.301	22.790	35.431	24.312	343.9
	unfinished	25.276	22.835			349.5

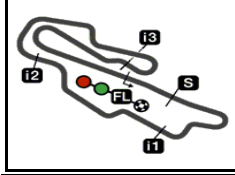
22nd 93 Marc MARQUEZ HONDA SPA
Repsol Honda Team

Runs=1 Total laps=5 Full laps=4 Valid laps=4

Fastest Lap: Alex MARQUEZ Gresini Racing MotoGP SPA **1'46.807** 25.006 22.612 35.231 23.958

These data/results cannot be reproduced, stored and/or transmitted in whole or in part by any manner of electronic, mechanical, photocopying, recording, broadcasting or otherwise now known or herein after developed without the previous express consent by the copyright owner, except for reproduction in daily press and regular printed publications on sale to the public within 60 days of the event related to those data/results and always provided that copyright symbol appears together as follows below.
© DORNA, 2023





GRAN PREMIO D'ITALIA OAKLEY
Race
Analysis by Lap

35

Num Lap Time Gap

Lap	1	2	3
1	1'52.389		
43	1'52.798	0.409	
89	1'52.811	0.422	
10	1'53.036	0.647	
93	1'53.153	0.764	
73	1'53.316	0.927	
33	1'53.481	1.092	
72	1'53.679	1.290	
41	1'54.226	1.837	
5	1'54.396	2.007	
23	1'54.440	2.051	
21	1'54.828	2.439	
20	1'55.050	2.661	
30	1'55.126	2.737	
12	1'55.309	2.920	
88	1'55.443	3.054	
49	1'55.549	3.160	
51	1'55.887	3.498	
25	1'56.082	3.693	
32	1'56.298	3.909	
37	1'56.409	4.020	
94	1'57.636	5.247	
1	1'46.903		
89	1'46.829	0.348	
43	1'47.753	1.259	
10	1'47.660	1.404	
93	1'47.603	1.464	
73	1'47.496	1.520	
33	1'47.561	1.750	
72	1'47.545	1.932	
41	1'47.226	2.160	
5	1'47.146	2.250	
23	1'47.807	2.955	
21	1'47.578	3.114	
20	1'47.661	3.419	
30	1'47.727	3.561	
88	1'47.913	4.064	
12	1'48.085	4.102	
49	1'47.899	4.156	
25	1'47.831	4.621	
51	1'48.093	4.688	
32	1'47.968	4.974	
37	1'48.633	5.750	
94	2'02.495	20.839	
1	1'46.956		
89	1'46.987	0.379	
10	1'47.301	1.749	
93	1'47.359	1.867	
43	1'47.814	2.117	
73	1'47.768	2.332	
33	1'47.576	2.370	
5	1'47.402	2.696	
72	1'47.795	2.771	
41	1'47.956	3.160	

21	1'47.344	3.502
23	1'47.916	3.915
20	1'47.826	4.289
30	1'47.731	4.336
88	1'47.296	4.404
49	1'47.517	4.717
12	1'47.993	5.139
25	1'47.572	5.237
51	1'48.525	6.257
32	1'48.428	6.446
37	1'48.251	7.045
94	1'51.326	25.209
1	1'46.807	
89	1'46.824	0.396
10	1'47.153	2.095
93	1'47.156	2.216
73	1'46.894	2.419
43	1'47.724	3.034
5	1'47.250	3.139
33	1'47.633	3.196
72	1'47.483	3.447
41	1'47.594	3.947
21	1'47.474	4.169
23	1'47.716	4.824
20	1'47.624	5.106
30	1'47.714	5.243
88	1'47.692	5.289
49	1'47.742	5.652
12	1'47.540	5.872
25	1'47.880	6.310
32	1'48.425	8.064
51	1'48.661	8.111
37	1'48.403	8.641
94	1'49.618	28.020
1	1'47.043	
89	1'47.127	0.480
10	1'46.898	1.950
93	1'46.880	2.053
73	1'46.807	2.183
5	1'47.171	3.267
43	1'47.387	3.378
33	1'47.267	3.420
72	1'47.268	3.672
41	1'47.000	3.904
21	1'47.361	4.487
23	1'47.675	5.456
20	1'47.761	5.824
30	1'47.878	6.124
88	1'47.929	6.129
49	1'47.942	6.551
12	1'48.032	6.861
25	1'47.914	7.181
51	1'48.309	9.377
37	1'48.386	9.984
32	1'49.092	10.113
94	1'49.897	30.874

Lap	6	7	8
1	1'47.120		
89	1'47.298	0.658	
10	1'47.403	2.233	
73	1'47.537	2.600	
5	1'47.019	3.166	
33	1'47.468	3.768	
43	1'47.776	4.034	
72	1'47.708	4.260	
41	1'47.671	4.455	
21	1'47.773	5.140	
23	1'47.771	6.107	
20	1'47.733	6.437	
88	1'47.474	6.478	
30	1'48.166	7.175	
12	1'48.081	7.822	
49	1'48.444	7.875	
25	1'47.966	8.027	
51	1'48.392	10.649	
37	1'48.646	11.510	
32	1'48.561	11.554	
94	1'50.194	33.948	
1	1'47.014		
89	1'47.041	0.685	
10	1'47.202	2.421	
73	1'47.180	2.766	
5	1'47.012	3.164	
33	1'47.357	4.111	
43	1'47.538	4.558	
72	1'47.390	4.636	
41	1'47.601	5.042	
21	1'47.820	5.946	
20	1'47.721	7.144	
23	1'48.068	7.161	
88	1'48.000	7.464	
30	1'47.806	7.967	
12	1'47.749	8.557	
49	1'48.693	9.554	
25	1'48.602	9.615	
51	1'48.631	12.266	
32	1'48.298	12.838	
37	1'48.982	13.478	
94	1'50.171	37.105	
1	1'47.478		
89	1'47.304	0.511	
10	1'47.198	2.141	
73	1'47.170	2.458	
5	1'47.279	2.965	
33	1'47.268	3.901	
43	1'48.502	5.582	
41	1'48.163	5.727	
72	1'48.645	5.803	
21	1'48.049	6.517	
23	1'47.945	7.628	
20	1'48.205	7.871	

Lap	9	10	11
88	1'47.921	7.907	
30	1'48.331	8.820	
12	1'48.411	9.490	
25	1'48.118	10.255	
49	1'48.615	10.691	
51	1'48.416	13.204	
32	1'48.656	14.016	
37	1'48.576	14.576	
94	1'50.130	39.757	
1	1'47.351		
89	1'47.371	0.531	
10	1'47.261	2.051	
73	1'47.258	2.365	
5	1'47.279	2.893	
33	1'47.353	3.903	
43	1'47.670	5.901	
41	1'47.993	6.369	
72	1'48.266	6.718	
21	1'47.866	7.032	
23	1'47.939	8.216	
20	1'48.021	8.541	
88	1'48.087	8.643	
30	1'48.000	9.469	
12	1'47.932	10.071	
25	1'48.075	10.979	
49	1'48.125	11.465	
51	1'48.589	14.442	
32	1'48.574	15.239	
37	1'48.445	15.670	
94	1'50.304	42.710	
1	1'47.142		
89	1'47.223	0.612	
10	1'47.382	2.291	
73	1'47.286	2.509	
5	1'47.064	2.815	
33	1'47.191	3.952	
43	1'47.694	6.453	
41	1'47.604	6.831	
72	1'47.762	7.338	
21	1'47.793	7.683	
23	1'47.781	8.855	
20	1'47.757	9.156	
88	1'47.834	9.335	
30	1'47.718	10.045	
12	1'47.740	10.669	
25	1'48.353	12.190	
49	1'48.106	12.429	
51	1'48.490	15.790	
37	1'48.650	17.178	
32	1'49.530	17.627	
94	1'50.120	45.688	
1	1'47.413		
89	1'47.307	0.506	
73	1'47.343	2.439	

Lap	12	13
10	1'47.562	2.440
5	1'47.601	3.003
33	1'47.415	3.954
43	1'47.796	6.836
41	1'47.830	7.248
72	1'48.012	7.937
21	1'47.903	8.173
23	1'47.855	9.297
20	1'47.849	9.592
30	1'48.143	10.775
12	1'48.172	11.428
25	1'48.824	13.601
49	1'48.590	13.606
51	1'48.508	16.885
37	1'48.626	18.391
32	1'49.097	19.311
94	1'50.344	48.619
1	1'47.314	
89	1'47.286	0.478
10	1'47.519	2.645
73	1'47.571	2.696
5	1'47.356	3.045
33	1'47.598	4.238
43	1'47.826	7.348
41	1'47.698	7.632
72	1'47.873	8.496
21	1'48.033	8.892
23	1'47.869	9.852
20	1'47.841	10.119
30	1'48.161	11.622
12	1'47.904	12.018
49	1'48.361	14.653
25	1'48.704	14.991
51	1'48.599	18.170
37	1'48.334	19.411
32	1'49.107	21.104
94	1'50.148	51.453
1	1'47.300	
89	1'47.368	0.546
73	1'47.421	2.817
10	1'47.620	2.965
5	1'47.267	3.012
33	1'47.559	4.497
43	1'47.743	7.791
41	1'47.812	8.144
72	1'47.607	8.803
21	1'48.159	9.751
23	1'47.942	10.494
20	1'47.984	10.803
30	1'48.166	12.488
12	1'47.970	12.688
49	1'48.533	15.886
25	1'48.460	16.151
51	1'48.425	19.295
37	1'48.327	20.438
32	1'48.989	22.793

Lapped rider

These data/results cannot be reproduced, stored and/or transmitted in whole or in part by any manner of electronic, mechanical, photocopying, recording, broadcasting or otherwise now known or herein after developed without the previous express consent by the copyright owner, except for reproduction in daily press and regular printed publications on sale to the public within 60 days of the event related to those data/results and always provided that copyright symbol appears together as follows below.

© DORNA, 2023



Num	Lap Time	Gap									
94	1'50.047	54.200	10	1'47.771	3.697	20	1'48.972	17.180	32	1'49.363	38.662
Lap 14			33	1'47.932	6.109	30	1'48.618	17.495	94	1'50.352	1'18.912
1	1'47.100		43	1'48.034	9.583	12	1'48.532	17.592			
89	1'47.449	0.895	41	1'47.950	9.656	49	1'48.649	22.739			
73	1'47.501	3.218	72	1'47.795	10.433	37	1'48.784	25.745			
10	1'47.510	3.375	23	1'48.642	13.960	25	1'49.934	25.786			
5	1'47.504	3.416	21	1'48.654	14.154	51	1'49.182	25.915			
33	1'47.649	5.046	20	1'48.576	14.309	32	1'49.539	35.538			
43	1'47.485	8.176	30	1'48.111	15.678	94	1'50.644	1'12.755			
41	1'47.428	8.472	12	1'48.721	16.486	Lap 21					
72	1'47.634	9.337	49	1'48.753	20.778	1	1'48.358				
21	1'48.406	11.057	25	1'48.641	21.403	89	1'48.142	1.250			
23	1'48.008	11.402	51	1'48.513	23.598	5	1'47.891	2.805			
20	1'48.003	11.706	37	1'48.542	23.916	10	1'48.063	3.312			
30	1'47.985	13.373	32	1'49.135	31.295	33	1'48.965	7.462			
12	1'48.015	13.603	94	1'50.349	1'05.189	41	1'48.341	10.955			
49	1'48.681	17.467	Lap 18			43	1'48.309	11.169			
25	1'48.827	17.878	1	1'47.803		72	1'48.530	11.674			
51	1'48.204	20.399	89	1'47.904	1.505	23	1'48.632	17.085			
37	1'48.012	21.350	5	1'47.654	3.495	21	1'48.862	17.295			
32	1'49.686	25.379	10	1'47.961	3.855	20	1'48.802	17.624			
94	1'49.882	56.982	33	1'47.986	6.292	12	1'48.670	17.904			
Lap 15			43	1'48.508	10.288	30	1'49.456	18.593			
1	1'47.524		41	1'48.705	10.558	49	1'49.126	23.507			
89	1'47.682	1.053	72	1'48.214	10.844	37	1'48.900	26.287			
10	1'47.594	3.445	23	1'48.633	14.790	51	1'49.538	27.095			
5	1'47.587	3.479	21	1'48.648	14.999	25	1'54.641	32.069			
33	1'47.891	5.413	20	1'48.593	15.099	32	1'49.477	36.657			
43	1'47.791	8.443	30	1'48.377	16.252	94	1'50.557	1'14.954			
41	1'47.719	8.667	12	1'47.857	16.540	Lap 22					
72	1'48.200	10.013	49	1'48.451	21.426	1	1'48.433				
21	1'48.378	11.911	25	1'48.848	22.448	89	1'48.445	1.262			
23	1'48.111	11.989	51	1'48.243	24.038	5	1'48.136	2.508			
20	1'48.345	12.527	37	1'48.175	24.288	10	1'48.835	3.714			
30	1'48.460	14.309	32	1'49.130	32.622	33	1'49.115	8.144			
12	1'48.416	14.495	94	1'50.428	1'07.814	41	1'48.435	10.957			
49	1'48.548	18.491	Lap 19			43	1'48.483	11.219			
25	1'48.799	19.153	1	1'47.875		72	1'48.756	11.997			
51	1'48.707	21.582	89	1'47.910	1.540	23	1'48.411	17.063			
37	1'48.188	22.014	5	1'47.770	3.390	21	1'48.680	17.542			
32	1'49.562	27.417	10	1'47.656	3.636	20	1'48.572	17.763			
94	1'50.196	59.654	33	1'48.076	6.493	12	1'49.000	18.471			
Lap 16			43	1'48.360	10.773	30	1'49.905	20.065			
1	1'47.540		41	1'48.158	10.841	49	1'49.327	24.401			
89	1'47.749	1.262	72	1'48.102	11.071	37	1'48.551	26.405			
10	1'47.569	3.474	23	1'48.885	15.800	51	1'49.662	28.324			
5	1'47.634	3.573	21	1'48.965	16.089	25	1'51.692	35.328			
33	1'47.852	5.725	20	1'48.952	16.176	32	1'49.559	37.783			
43	1'48.194	9.097	30	1'48.468	16.845	94	1'50.523	1'17.044			
41	1'48.127	9.254	12	1'48.363	17.028	Lap 23					
72	1'47.713	10.186	49	1'48.507	22.058	1	1'48.484				
23	1'48.417	12.866	25	1'49.247	23.820	89	1'48.289	1.067			
21	1'48.677	13.048	51	1'48.538	24.701	5	1'47.953	1.977			
20	1'48.294	13.281	37	1'48.516	24.929	10	1'49.395	4.625			
30	1'48.346	15.115	32	1'49.220	33.967	33	1'49.265	8.925			
12	1'48.358	15.313	94	1'50.140	1'10.079	41	1'48.435	10.908			
49	1'48.622	19.573	Lap 20			43	1'48.264	10.999			
25	1'48.697	20.310	1	1'47.968		72	1'49.141	12.654			
51	1'48.591	22.633	89	1'47.894	1.466	23	1'48.523	17.102			
37	1'48.448	22.922	5	1'47.850	3.272	21	1'48.552	17.610			
32	1'49.831	29.708	10	1'47.939	3.607	20	1'48.582	17.861			
94	1'50.274	1'02.388	33	1'48.330	6.855	12	1'49.123	19.110			
Lap 17			41	1'48.099	10.972	30	1'50.366	21.947			
1	1'47.548		43	1'48.413	11.218	49	1'49.989	25.906			
89	1'47.690	1.404	72	1'48.399	11.502	37	1'48.579	26.500			
5	1'47.619	3.644	21	1'48.670	16.791	51	1'50.310	30.150			
			23	1'48.979	16.811	25	1'51.157	38.001			

Lapped rider

These data/results cannot be reproduced, stored and/or transmitted in whole or in part by any manner of electronic, mechanical, photocopying, recording, broadcasting or otherwise now known or herein after developed without the previous express consent by the copyright owner, except for reproduction in daily press and regular printed publications on sale to the public within 60 days of the event related to those data/results and always provided that copyright symbol appears together as follows below.

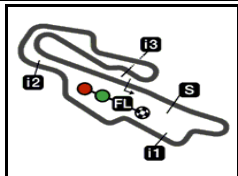
© DORNA, 2023

Official MotoGP Timing by TISSOT
www.motogp.com

Mugello, Sunday, June 11, 2023

Page 2 of 2





GRAN PREMIO D'ITALIA OAKLEY

36

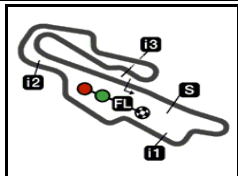
5245 m.

2023 Rookie of the Year Classification

Rider	<i>Points</i>	<i>Leader</i>	<i>Prev</i>	POR	ARG	AME	SPA	FRA	ITA	<i>GER</i>	<i>NED</i>	<i>GBR</i>	<i>AUT</i>	<i>CAT</i>	<i>RSM</i>	<i>IND</i>	<i>JPN</i>	<i>INA</i>	<i>AUS</i>	<i>THA</i>	<i>MAL</i>	<i>QAT</i>	<i>VAL</i>	
1 FERNANDEZ Augusto [SPA]	31			3	5	6	3	13	1															
				- 3	- 5	- 6	- 3	- 13	- 1															

These data/results cannot be reproduced, stored and/or transmitted in whole or in part by any manner of electronic, mechanical, photocopying, recording, broadcasting or otherwise now known or herein after developed without the previous express consent by the copyright owner, except for reproduction in daily press and regular printed publications on sale to the public within 60 days of the event related to those data/results and always provided that copyright symbol appears together as follows below.
© DORNA, 2023





GRAN PREMIO D'ITALIA OAKLEY

36

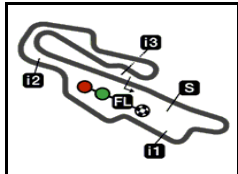
5245 m.

2023 Independent Team Classification

Rider	Points	Leader	Prev	POR	ARG	AME	SPA	FRA	ITA	GER	NED	GBR	AUT	CAT	RSM	IND	JPN	INA	AUS	THA	MAL	QAT	VAL	
1 BEZZECCHI Marco [ITA]	110			16 - 16	34 9 25	14 4 10	1 1 -	28 3 25	17 9 8															
2 MARTIN Jorge [SPA]	107	3	3	9 9 -	13 2 11	7 7 -	19 6 13	32 12 20	27 7 20															
3 ZARCO Johann [FRA]	88	22	19	15 2 13	20 - 20	9 - 9	2 2 -	20 4 16	22 6 16															
4 MARINI Luca [ITA]	72	38	16	- - -	15 7 8	23 3 20	10 - 10	6 6 -	18 5 13															
5 RINS Alex [SPA]	47	63	25	6 - 6	7 - 7	34 9 25	- - -	- - -	- - -															
6 MARQUEZ Alex [SPA]	41	69	6	12 1 11	21 5 16	- - -	8 - 8	- - -	- - -															
7 FERNANDEZ Augusto [SPA]	31	79	10	3 - 3	5 - 5	6 - 6	3 - 3	13 - 13	1 - 1															
8 DI GIANNANTONIO Fabio [ITA]	27	83	4	- - -	6 - 6	7 - 7	4 - 4	8 - 8	2 - 2															
9 NAKAGAMI Takaaki [JPN]	24	86	3	4 - 4	3 - 3	- - -	7 - 7	7 - 7	3 - 3															
10 OLIVEIRA Miguel [POR]	21	89	3	3 3 -	- - -	13 2 11	5 5 -	- - -	- - -															
11 FOLGER Jonas [GER]	7	103	14	- - -	- - -	4 - 4	- - -	3 - 3	- - -															
12 SAVADORI Lorenzo [ITA]	4	106	3	- - -	- - -	- - -	- - -	4 - 4	- - -															
13 FERNANDEZ Raul [SPA]	3	107	1	- - -	2 - 2	- - -	1 - 1	- - -	- - -															

These data/results cannot be reproduced, stored and/or transmitted in whole or in part by any manner of electronic, mechanical, photocopying, recording, broadcasting or otherwise now known or herein after developed without the previous express consent by the copyright owner, except for reproduction in daily press and regular printed publications on sale to the public within 60 days of the event related to those data/results and always provided that copyright symbol appears together as follows below.
© DORNA, 2023





GRAN PREMIO D'ITALIA OAKLEY

36

5245 m.

2023 Independent Team Classification

Team	Points	Leader	Previous	POR	ARG	AME	SPA	FRA	ITA	GER	NED	GBR	AUT	CAT	RSM	IND	JPN	INA	AUS	THA	MAL	QAT	VAL
1 PRIMA PRAMAC RACING	195			24	33	16	21	52	49														
2 MOONEY VR46 RACING TEAM	182	13	13	16	49	37	11	34	35														
3 LCR HONDA	71	124	111	10	10	34	7	7	3														
4 GRESINI RACING MOTOGP	68	127	3	12	27	7	12	8	2														
5 GASGAS FACTORY RACING TECH3	38	157	30	3	5	10	3	16	1														
6 CRYPTODATA RNF MOTOGP TEAM	28	167	10	3	2	13	6	4	-														

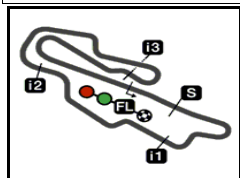
These data/results cannot be reproduced, stored and/or transmitted in whole or in part by any manner of electronic, mechanical, photocopying, recording, broadcasting or otherwise now known or herein after developed without the previous express consent by the copyright owner, except for reproduction in daily press and regular printed publications on sale to the public within 60 days of the event related to those data/results and always provided that copyright symbol appears together as follows below.

© DORNA, 2023

Official MotoGP Timing by 
www.motogp.com

Mugello, Sunday, June 11, 2023





2023 Riders Performance

(Qualifying Position / Sprint Starting Position - Sprint Position / Race Starting Position - Race Position)

37

Rider	Points	POR	ARG	AME	SPA	FRA	ITA	GER	NED	GBR	AUT	CAT	RSM	IND	JPN	INA	AUS	THA	MAL	QAT	VAL	
1 BAGNAIA Francesco	131	2	3	1	5	1	1															
		2-1	3-16	1-NC	5-1	1-NC	1-1															
		2-1	3-6	1-1	5-2	1-3	1-1															
2 BEZZECCHI Marco	110	8	2	5	13	7	7															
		7-3	2-1	5-6	13-NC	7-1	7-8															
		8-NC	2-2	5-6	13-9	7-7	7-2															
3 MARTIN Jorge	107	3	8	12	3	5	6															
		3-NC	8-5	12-NL	3-4	5-2	5-2															
		3-2	8-8	12-3	3-4	5-1	6-3															
4 BINDER Brad	92	15	15	11	4	10	11															
		14-6	15-17	11-13	4-2	10-6	10-5															
		15-12	15-1	11-5	4-1	10-2	11-11															
5 ZARCO Johann	88	10	6	9	8	9	9															
		9-4	6-2	9-7	8-NC	9-3	9-3															
		10-8	6-13	9-11	8-8	9-6	9-4															
6 MARINI Luca	72	9	7	3	9	3	4															
		8-NC	7-8	3-2	9-6	3-NC	3-4															
		9-NC	7-3	3-7	9-10	3-4	4-5															
7 MILLER Jack	62	5	16	10	2	4	5															
		5-7	16-6	10-NC	2-3	4-NC	4-7															
		5-4	16-10	10-9	2-3	4-NC	5-6															
8 QUARTARARO Fabio	54	11	10	7	16	13	15															
		10-8	10-7	7-3	16-10	13-7	14-11															
		11-10	10-9	7-19	16-12	13-NC	15-10															
9 ESPARGARO Aleix	54	12	9	6	1	11	8															
		11-9	9-15	6-NL	1-5	11-5	8-6															
		12-6	9-NC	6-4	1-NC	11-8	8-8															

NC=Not classified NL=Not finished first lap NP=Not started race re-start N2=Not finished first lap race re-start EX=Excluded NS=Not Started DS=Disqualified

These data/results cannot be reproduced, stored and/or transmitted in whole or in part by any manner of electronic, mechanical, photocopying, recording, broadcasting or otherwise now known or herein after developed without the previous express consent by the copyright owner, except for reproduction in daily press and regular printed publications on sale to the public within 60 days of the event related to those data/results and always provided that copyright symbol appears together as follows below.
© DORNA, 2023

Official MotoGP Timing by **TISSOT**
www.motogp.com



Rider	Points	POR	ARG	AME	SPA	FRA	ITA	GER	NED	GBR	AUT	CAT	RSM	IND	JPN	INA	AUS	THA	MAL	QAT	VAL	
10 VIÑALES Maverick	53	7	5	8	10	6	13															
		6-2	5-12	8-4	10-NC	6-NC	12-12															
		7-5	5-7	8-10	10-7	6-9	13-13															
11 RINS Alex	47	16	12	2	18	18	10															
		15-10	12-9	2-1	18-NC	18-NC	-															
		16-13	12-15	2-2	18-13	18-11	10-NC															
12 MORBIDELLI Franco	46	17	4	14	14	17	14															
		16-14	4-4	14-8	14-11	17-10	13-10															
		17-14	4-4	14-14	14-16	17-13	14-16															
13 MARQUEZ Alex	41	13	1	4	12	8	3															
		12-5	1-3	4-NL	12-8	8-NC	6-NC															
		13-9	1-5	4-NC	12-NC	8-15	3-NL															
14 FERNANDEZ Augusto	31	19	17	20	21	12	21															
		18-13	17-11	20-10	21-13	12-4	20-15															
		19-NL	17-16	20-16	21-17	12-NC	21-20															
15 DI GIANNANTONIO Fabio	27	21	14	16	15	15	19															
		20-NC	14-10	16-9	15-12	15-8	18-14															
		21-16	14-12	16-17	15-11	15-12	19-14															
16 NAKAGAMI Takaaki	24	18	11	17	11	14	16															
		17-12	11-13	17-NC	11-9	14-9	15-13															
		18-15	11-11	17-13	11-NC	14-10	16-17															
17 OLIVEIRA Miguel	21	4	-	15	7	-	18															
		4-NC	-	15-5	-	-	17-NC															
		4-7	-	15-8	7-5	-	18-12															
18 MARQUEZ Marc	15	1	-	-	-	2	2															
		1-NC	-	-	-	2-NC	2-NC															
		1-3	-	-	-	2-5	2-7															
19 PEDROSA Dani	13	-	-	-	6	-	-															
		-	-	-	6-7	-	-															
		-	-	-	6-6	-	-															
20 BASTIANINI Enea	8	6	-	-	24	-	12															
		-	-	-	-	-	11-9															
		6-NC	-	-	-	-	12-9															

NC=Not classified NL=Not finished first lap NP=Not started race re-start N2=Not finished first lap race re-start EX=Excluded NS=Not Started DS=Disqualified

These data/results cannot be reproduced, stored and/or transmitted in whole or in part by any manner of electronic, mechanical, photocopying, recording, broadcasting or otherwise now known or herein after developed without the previous express consent by the copyright owner, except for reproduction in daily press and regular printed publications on sale to the public within 60 days of the event related to those data/results and always provided that copyright symbol appears together as follows below.
© DORNA, 2023

Official MotoGP Timing by **TISSOT**
www.motogp.com



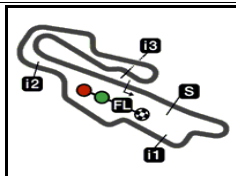
Rider	Points	POR	ARG	AME	SPA	FRA	ITA	GER	NED	GBR	AUT	CAT	RSM	IND	JPN	INA	AUS	THA	MAL	QAT	VAL	
21 FOLGER Jonas	7	-	-	22	22	21	23															
		-	-	22-12	22-17	21-13	22-19															
		-	-	22-20	22-19	21-NC	23-21															
22 PIRRO Michele	5	-	-	18	-	-	17															
		-	-	18-11	-	-	16-16															
		-	-	18-NC	-	-	17-15															
23 PETRUCCI Danilo	5	-	-	-	-	19	-															
		-	-	-	-	19-11	-															
		-	-	-	-	19-16	-															
24 MIR Joan	5	14	18	13	20	16	-															
		13-11	-	13-NC	20-NC	16-NC	-															
		14-NL	18-NL	13-12	20-NC	16-14	-															
25 SAVADORI Lorenzo	4	-	-	-	-	20	22															
		-	-	-	-	20-12	21-18															
		-	-	-	-	20-17	22-18															
26 FERNANDEZ Raul	3	20	13	19	17	-	20															
		19-NC	13-14	19-NC	17-15	-	19-17															
		20-11	13-14	19-15	17-14	-	20-19															
27 BRADL Stefan	2	-	-	21	19	-	-															
		-	-	21-NC	19-14	-	-															
		-	-	21-18	19-15	-	-															
28 LECUONA Iker	0	-	-	-	23	-	-															
		-	-	-	23-16	-	-															
		-	-	-	23-18	-	-															

NC=Not classified NL=Not finished first lap NP=Not started race re-start N2=Not finished first lap race re-start EX=Excluded NS=Not Started DS=Disqualified

These data/results cannot be reproduced, stored and/or transmitted in whole or in part by any manner of electronic, mechanical, photocopying, recording, broadcasting or otherwise now known or herein after developed without the previous express consent by the copyright owner, except for reproduction in daily press and regular printed publications on sale to the public within 60 days of the event related to those data/results and always provided that copyright symbol appears together as follows below.
© DORNA, 2023

Official MotoGP Timing by **TISSOT**
www.motogp.com





5245 m.

GRAN PREMIO D'ITALIA OAKLEY
Official Starting Grid

Race : 23 laps = 120.635 km



1	3 1'45.079 10 Luca MARINI Ducati	2 1'44.933 93 Marc MARQUEZ Honda	1 1'44.855 1 Francesco BAGNAIA Ducati
2	6 1'45.007 73 Alex MARQUEZ Ducati	5 1'45.268 89 Jorge MARTIN Ducati	4 1'45.186 43 Jack MILLER KTM
3	9 1'45.627 5 Johann ZARCO Ducati	8 1'45.380 41 Aleix ESPARGARO Aprilia	7 1'45.290 72 Marco BEZZECCHI Ducati
4	12 1'45.591 12 Maverick VIÑALES Aprilia	11 1'46.884 23 Enea BASTIANINI Ducati	10 1'45.731 33 Brad BINDER KTM
5	15 1'45.860 30 Takaaki NAKAGAMI Honda	14 1'45.755 20 Fabio QUARTARARO Yamaha	13 1'45.754 21 Franco MORBIDELLI Yamaha
6	18 1'46.170 49 Fabio DI GIANNANTONIO Ducati	17 1'46.003 88 Miguel OLIVEIRA Aprilia	16 1'46.002 51 Michele PIRRO Ducati
7	21 1'47.244 32 Lorenzo SAVADORI Aprilia	20 1'46.359 37 Augusto FERNANDEZ KTM	19 1'46.347 25 Raul FERNANDEZ Aprilia
8			22 1'47.806 94 Jonas FOLGER KTM

The results are provisional until the end of the limit for protest and appeals and until the ratification of the Event Management Committee.

Time limit for protest expires 60' at the latest after publication of the results - Time:

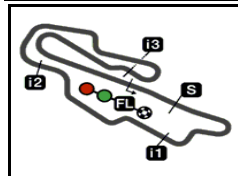
These data/results cannot be reproduced, stored and/or transmitted in whole or in part by any manner of electronic, mechanical, photocopying, recording, broadcasting or otherwise now known or herein after developed without the previous express consent of the copyright owner, except for reproduction in daily press and regular printed publications on sale to the public within 60 days of the event related to those data/results and always provided that copyright symbol appears together as follows below.

© DORNA, 2023

Official MotoGP Timing by **TISSOT**
www.motogp.com

Mugello, Sunday, June 11, 2023





5245 m.

GRAN PREMIO D'ITALIA OAKLEY**Race****Top Speed & Average**

<i>Rider</i>	<i>Nation</i>	<i>Motorcycle</i>	<i>Top 5 speeds</i>					<i>Average</i>	<i>Top</i>
49 Fabio DI GIANNANTONIO	ITA	DUCATI	363.6	356.4	354.0	352.9	352.9	356.0	363.6
72 Marco BEZZECCHI	ITA	DUCATI	360.0	358.8	358.8	357.6	355.2	358.1	360.0
5 Johann ZARCO	FRA	DUCATI	358.8	356.4	356.4	356.4	355.2	356.4	358.8
23 Enea BASTIANINI	ITA	DUCATI	358.8	358.8	356.4	356.4	355.2	356.6	358.8
33 Brad BINDER	RSA	KTM	358.8	356.4	355.2	355.2	355.2	356.2	358.8
93 Marc MARQUEZ	SPA	HONDA	358.8	354.0	350.6	349.5	347.2	352.0	358.8
73 Alex MARQUEZ	SPA	DUCATI	357.6	356.4	354.0	349.5	349.5	352.8	357.6
12 Maverick VIÑALES	SPA	APRILIA	356.4	356.4	355.2	355.2	354.0	354.9	356.4
20 Fabio QUARTARARO	FRA	YAMAHA	356.4	355.2	354.0	352.9	352.9	353.9	356.4
51 Michele PIRRO	ITA	DUCATI	356.4	352.9	350.6	350.6	348.3	351.8	356.4
10 Luca MARINI	ITA	DUCATI	355.2	355.2	352.9	351.7	350.6	353.1	355.2
41 Aleix ESPARGARO	SPA	APRILIA	355.2	354.0	354.0	354.0	354.0	354.2	355.2
43 Jack MILLER	AUS	KTM	355.2	352.9	350.6	349.5	349.5	350.8	355.2
30 Takaaki NAKAGAMI	JPN	HONDA	354.0	352.9	348.3	348.3	347.2	349.7	354.0
88 Miguel OLIVEIRA	POR	APRILIA	354.0	351.7	349.5	349.5	345.0	349.9	354.0
21 Franco MORBIDELLI	ITA	YAMAHA	351.7	351.7	350.6	349.5	349.5	350.6	351.7
89 Jorge MARTIN	SPA	DUCATI	351.7	350.6	349.5	349.5	349.5	349.9	351.7
37 Augusto FERNANDEZ	SPA	KTM	350.6	348.3	347.2	347.2	346.1	347.1	350.6
25 Raul FERNANDEZ	SPA	APRILIA	349.5	348.3	348.3	347.2	347.2	348.1	349.5
32 Lorenzo SAVADORI	ITA	APRILIA	349.5	349.5	348.3	347.2	345.0	347.1	349.5
1 Francesco BAGNAIA	ITA	DUCATI	347.2	347.2	347.2	347.2	347.2	347.2	347.2
94 Jonas FOLGER	GER	KTM	339.6	338.5	338.5	337.5	337.5	338.3	339.6

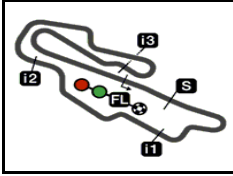
These data/results cannot be reproduced, stored and/or transmitted in whole or in part by any manner of electronic, mechanical, photocopying, recording, broadcasting or otherwise now known or herein after developed without the previous express consent by the copyright owner, except for reproduction in daily press and regular printed publications on sale to the public within 60 days of the event related to those data/results and always provided that copyright symbol appears together as follows below.

© DORNA, 2023

Official MotoGP Timing by **TISSOT**
www.motogp.com



Mugello, Sunday, June 11, 2023




5245 m.

GRAN PREMIO D'ITALIA OAKLEY

Race

Fastest Laps Sequence

Lap	Race Time	 Rider	Nation	Motorcycle	Time	Km/h	Riders's Lap
2	3'39.292	1 Francesco BAGNAIA	ITA	DUCATI	1'46.903	176.6	2
2	3'39.640	89 Jorge MARTIN	SPA	DUCATI	1'46.829	176.7	2
4	7'13.055	1 Francesco BAGNAIA	ITA	DUCATI	1'46.807	176.7	4

These data/results cannot be reproduced, stored and/or transmitted in whole or in part by any manner of electronic, mechanical, photocopying, recording, broadcasting or otherwise now known or herein after developed without the previous express consent by the copyright owner, except for reproduction in daily press and regular printed publications on sale to the public within 60 days of the event related to those data/results and always provided that copyright symbol appears together as follows below.

© DORNA, 2023

Official MotoGP Timing by TISSOT
www.motogp.com

Mugello, Sunday, June 11, 2023

