


4542 m.

MOTUL TT ASSEN

Practice Nr. 2

Classification

6

	Rider	Nation	Team	Motorcycle	Time	Lap Total	Gap	Top Speed
1	96 Jake DIXON	GBR	Inde GASGAS Aspar Team	KALEX	1'36.463	17 19		259.3
2	37 Pedro ACOSTA	SPA	Red Bull KTM Ajo	KALEX	1'36.609	17 19	0.146 0.146	259.8
3	21 Alonso LOPEZ	SPA	Beta Tools SpeedUp	BOSCOSCURO	1'36.773	17 20	0.310 0.164	255.5
4	79 Ai OGURA	JPN	IDEMITSU Honda Team Asia	KALEX	1'36.818	15 19	0.355 0.045	256.6
5	22 Sam LOWES	GBR	Elf Marc VDS Racing Team	KALEX	1'36.844	12 19	0.381 0.026	256.6
6	75 Albert ARENAS	SPA	Red Bull KTM Ajo	KALEX	1'36.966	14 19	0.503 0.122	257.6
7	35 Somkiat CHANTRA	THA	IDEMITSU Honda Team Asia	KALEX	1'36.994	11 20	0.531 0.028	258.2
8	14 Tony ARBOLINO	ITA	Elf Marc VDS Racing Team	KALEX	1'36.998	6 18	0.535 0.004	258.7
9	7 Barry BALTUS	BEL	Fieten Olie Racing GP	KALEX	1'37.058	16 20	0.595 0.060	257.1
10	11 Sergio GARCIA	SPA	Pons Wegow Los40	KALEX	1'37.101	22 22	0.638 0.043	258.2
11	54 Fernán ALDEGUER	SPA	Beta Tools SpeedUp	BOSCOSCURO	1'37.134	7 21	0.671 0.033	257.6
12	40 Aron CANET	SPA	Pons Wegow Los40	KALEX	1'37.159	12 17	0.696 0.025	258.7
13	12 Filip SALAC	CZE	QJMOTOR Gresini Moto2	KALEX	1'37.187	18 21	0.724 0.028	256.6
14	16 Joe ROBERTS	USA	Italtrans Racing Team	KALEX	1'37.204	19 20	0.741 0.017	253.9
15	52 Jeremy ALCOBA	SPA	QJMOTOR Gresini Moto2	KALEX	1'37.420	6 20	0.957 0.216	256.6
16	3 Lukas TULOVIC	GER	Liqui Moly Husqvarna Intact GP	KALEX	1'37.514	17 20	1.051 0.094	257.1
17	18 Manuel GONZALEZ	SPA	Correos Prepago Yamaha VR46 M	KALEX	1'37.583	13 20	1.120 0.069	257.6
18	71 Dennis FOGGIA	ITA	Italtrans Racing Team	KALEX	1'37.638	14 16	1.175 0.055	258.2
19	28 Izan GUEVARA	SPA	Inde GASGAS Aspar Team	KALEX	1'37.737	16 18	1.274 0.099	260.4
20	4 Sean Dylan KELLY	USA	OnlyFans American Racing	KALEX	1'37.757	15 21	1.294 0.020	254.4
21	13 Celestino VIETTI	ITA	Fantic Racing	KALEX	1'37.951	7 10	1.488 0.194	258.2
22	84 Zonta VD GOORBERGH	NED	Fieten Olie Racing GP	KALEX	1'38.186	4 5	1.723 0.235	255.0
23	99 Carlos TATAY	SPA	OnlyFans American Racing	KALEX	1'38.208	20 21	1.745 0.022	253.4
24	15 Darryn BINDER	RSA	Liqui Moly Husqvarna Intact GP	KALEX	1'38.323	7 12	1.860 0.115	258.2
25	72 Borja GOMEZ	SPA	Fantic Racing	KALEX	1'38.928	10 17	2.465 0.605	256.6
26	55 Yeray RUIZ	SPA	Forward Team	FORWARD	1'39.203	4 18	2.740 0.275	257.6
27	23 Taiga HADA	JPN	Pertamina Mandalika SAG Team	KALEX	1'39.572	11 18	3.109 0.369	254.4
28	17 Alex ESCRIG	SPA	Forward Team	FORWARD	1'39.849	13 15	3.386 0.277	254.4

Practice condition: Dry

Air: 25°

Humidity: 49%

Ground: 46°

Fastest Lap:	Lap: 17	Jake DIXON	1'36.463	169.5 Km/h
Best Race Lap:	2021	Raul FERNANDEZ	1'36.690	169.1 Km/h
All Time Lap Record:	2015	Johann ZARCO	1'36.346	169.7 Km/h

The results are provisional until the end of the limit for protest and appeals.

Time limit for protest expires 30' after publication of the results - Time:

These data/results cannot be reproduced, stored and/or transmitted in whole or in part by any manner of electronic, mechanical, photocopying, recording, broadcasting or otherwise now known or herein after developed without the previous express consent by the copyright owner, except for reproduction in daily press and regular printed publications on sale to the public within 60 days of the event related to those data/results and always provided that copyright symbol appears together as follows below.

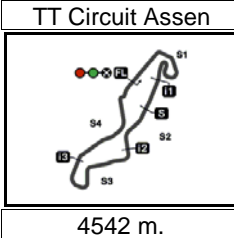
© DORNA, 2023

Official MotoGP Timing by TISSOT
www.motogp.com

Assen, Friday, June 23, 2023

moto2™






MOTUL TT ASSEN

Practice Nr. 2

Combined Practice Times

7

	Rider	Nation	Team	MOTORCYCLE	P1	P2	Gap
1	96 J.DIXON	GBR	Inde GASGAS Aspar Team	KALEX	1'36.865 18	1'36.463 17	
2	37 P.ACOSTA	SPA	Red Bull KTM Ajo	KALEX	1'36.999 14	1'36.609 17	0.146 0.146
3	21 A.LOPEZ	SPA	Beta Tools SpeedUp	BOSCOSCURO	1'36.896 18	1'36.773 17	0.310 0.164
4	79 A.OGURA	JPN	IDEMITSU Honda Team Asia	KALEX	1'37.035 14	1'36.818 15	0.355 0.045
5	22 S.LOWES	GBR	Elf Marc VDS Racing Team	KALEX	1'37.794 13	1'36.844 12	0.381 0.026
6	75 A.ARENAS	SPA	Red Bull KTM Ajo	KALEX	1'37.933 16	1'36.966 14	0.503 0.122
7	54 F.ALDEGUER	SPA	Beta Tools SpeedUp	BOSCOSCURO	1'36.984 19	1'37.134 7	0.521 0.018
8	35 S.CHANTRA	THA	IDEMITSU Honda Team Asia	KALEX	1'37.555 14	1'36.994 11	0.531 0.010
9	14 T.ARBOLINO	ITA	Elf Marc VDS Racing Team	KALEX	1'37.142 18	1'36.998 6	0.535 0.004
10	7 B.BALTUS	BEL	Fieten Olie Racing GP	KALEX	1'37.392 18	1'37.058 16	0.595 0.060
11	11 S.GARCIA	SPA	Pons Wegow Los40	KALEX	1'38.004 21	1'37.101 22	0.638 0.043
12	40 A.CANET	SPA	Pons Wegow Los40	KALEX	1'37.872 11	1'37.159 12	0.696 0.058
13	12 F.SALAC	CZE	QJMOTOR Gresini Moto2	KALEX	1'37.554 16	1'37.187 18	0.724 0.028
14	16 J.ROBERTS	USA	Italtrans Racing Team	KALEX	1'37.358 16	1'37.204 19	0.741 0.017
15	52 J.ALCOBA	SPA	QJMOTOR Gresini Moto2	KALEX	1'37.765 19	1'37.420 6	0.957 0.216
16	3 L.TULOVIC	GER	Liqui Moly Husqvarna Intact GP	KALEX	1'38.013 20	1'37.514 17	1.051 0.094
17	18 M.GONZALEZ	SPA	Correos Prepago Yamaha VR46 MasterCamp	KALEX	1'38.181 9	1'37.583 13	1.120 0.069
18	71 D.FOGGIA	ITA	Italtrans Racing Team	KALEX	1'38.496 5	1'37.638 14	1.175 0.055
19	28 I.GUEVARA	SPA	Inde GASGAS Aspar Team	KALEX	1'38.488 14	1'37.737 16	1.274 0.099
20	4 S.KELLY	USA	OnlyFans American Racing	KALEX	1'38.736 16	1'37.757 15	1.294 0.020
21	13 C.VIETTI	ITA	Fantic Racing	KALEX	1'37.860 16	1'37.951 7	1.397 0.103
22	15 D.BINDER	RSA	Liqui Moly Husqvarna Intact GP	KALEX	1'38.102 17	1'38.323 7	1.639 0.242
23	84 Z.VD GOORBERG	NED	Fieten Olie Racing GP	KALEX	1'38.163 18	1'38.186 4	1.700 0.061
24	99 C.TATAY	SPA	OnlyFans American Racing	KALEX	1'38.722 15	1'38.208 20	1.745 0.045
25	72 B.GOMEZ	SPA	Fantic Racing	KALEX	1'40.459 4	1'38.928 10	2.465 0.720
26	55 Y.RUIZ	SPA	Forward Team	FORWARD	1'40.489 13	1'39.203 4	2.740 0.275
27	23 T.HADA	JPN	Pertamina Mandalika SAG Team	KALEX	1'40.051 19	1'39.572 11	3.109 0.369
28	17 A.ESCRIG	SPA	Forward Team	FORWARD		1'39.849 13	3.386 0.277

Pole Position Record:	2015	Johann ZARCO	1'36.346	169.7 Km/h
Best Race Lap:	2021	Raul FERNANDEZ	1'36.690	169.1 Km/h
All Time Lap Record:	2015	Johann ZARCO	1'36.346	169.7 Km/h

The results are provisional until the end of the limit for protest and appeals.

Time limit for protest expires 60' after publication of the results - Time:

These data/results cannot be reproduced, stored and/or transmitted in whole or in part by any manner of electronic, mechanical, photocopying, recording, broadcasting or otherwise now known or herein after developed without the previous express consent by the copyright owner, except for reproduction in daily press and regular printed publications on sale to the public within 60 days of the event related to those data/results and always provided that copyright symbol appears together as follows below.

© DORNA, 2023

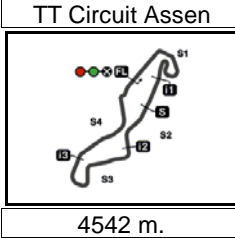
Official MotoGP Timing by TISSOT

www.motogp.com

Assen, Friday, June 23, 2023







MOTUL TT ASSEN

Practice Nr. 2

Top Speed & Average

8



Rider	Nation	Motorcycle	Top 5 speeds					Average	Top
28 Izan GUEVARA	SPA	KALEX	260.4	259.3	257.1	256.6	255.5	257.4	260.4
37 Pedro ACOSTA	SPA	KALEX	259.8	258.7	258.2	258.2	257.6	258.4	259.8
96 Jake DIXON	GBR	KALEX	259.3	257.6	256.6	256.6	256.0	256.7	259.3
14 Tony ARBOLINO	ITA	KALEX	258.7	258.7	258.2	257.6	257.1	257.9	258.7
40 Aron CANET	SPA	KALEX	258.7	257.6	257.1	256.6	256.6	257.3	258.7
11 Sergio GARCIA	SPA	KALEX	258.2	258.2	257.6	257.1	257.1	257.6	258.2
13 Celestino VIETTI	ITA	KALEX	258.2	258.2	257.6	257.1	256.6	257.5	258.2
15 Darryn BINDER	RSA	KALEX	258.2	257.6	255.5	255.0	254.4	255.9	258.2
35 Somkiat CHANTRA	THA	KALEX	258.2	258.2	257.6	257.1	257.1	257.6	258.2
71 Dennis FOGGIA	ITA	KALEX	258.2	258.2	257.6	257.6	257.1	257.7	258.2
18 Manuel GONZALEZ	SPA	KALEX	257.6	256.6	256.6	256.6	256.0	256.6	257.6
54 Fermín ALDEGUER	SPA	BOSCOSCURO	257.6	256.6	255.5	255.5	255.0	255.9	257.6
55 Yeray RUIZ	SPA	FORWARD	257.6	257.1	256.6	256.6	256.0	256.7	257.6
75 Albert ARENAS	SPA	KALEX	257.6	256.6	256.0	255.5	255.5	256.0	257.6
3 Lukas TULOVIC	GER	KALEX	257.1	256.0	254.4	253.9	253.9	254.7	257.1
7 Barry BALTUS	BEL	KALEX	257.1	256.6	256.6	256.0	255.5	256.4	257.1
12 Filip SALAC	CZE	KALEX	256.6	256.6	256.6	256.0	255.5	256.1	256.6
22 Sam LOWES	GBR	KALEX	256.6	256.6	254.4	254.4	254.4	255.3	256.6
52 Jeremy ALCOBA	SPA	KALEX	256.6	256.0	255.5	255.5	255.0	255.4	256.6
72 Borja GOMEZ	SPA	KALEX	256.6	256.0	255.5	255.5	254.4	255.4	256.6
79 Ai OGURA	JPN	KALEX	256.6	256.0	256.0	255.5	255.5	255.9	256.6
21 Alonso LOPEZ	SPA	BOSCOSCURO	255.5	255.0	254.4	254.4	253.9	254.4	255.5
84 Zonta VD GOORBERGH	NED	KALEX	255.0	253.4	253.4	251.8	249.7	252.7	255.0
4 Sean Dylan KELLY	USA	KALEX	254.4	253.9	253.9	252.8	252.8	253.6	254.4
17 Alex ESCRIG	SPA	FORWARD	254.4	253.4	253.4	252.8	252.8	253.2	254.4
23 Taiga HADA	JPN	KALEX	254.4	252.3	251.8	250.8	250.8	251.8	254.4
16 Joe ROBERTS	USA	KALEX	253.9	253.4	253.4	252.8	252.8	253.1	253.9
99 Carlos TATAY	SPA	KALEX	253.4	252.3	251.8	251.3	251.3	251.8	253.4

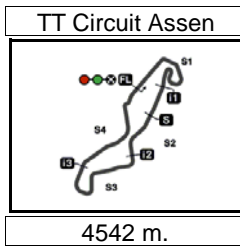
These data/results cannot be reproduced, stored and/or transmitted in whole or in part by any manner of electronic, mechanical, photocopying, recording, broadcasting or otherwise now known or herein after developed without the previous express consent by the copyright owner, except for reproduction in daily press and regular printed publications on sale to the public within 60 days of the event related to those data/results and always provided that copyright symbol appears together as follows below.

© DORNA, 2023

Official MotoGP Timing by TISSOT
www.motogp.com

Assen, Friday, June 23, 2023





MOTUL TT ASSEN

Practice Nr. 2

Chronological Analysis of Performances

9

* Lap / Sector time cancelled T1 Time from finish line to 1st intermediate T3 Time from 2nd intermed. to 3rd intermed.
P Crossing the finish line in pit lane T2 Time from 1st intermed. to 2nd intermed. T4 Time from 3rd intermediate to finish line

Lap	Lap Time	T1	T2	T3	T4	Speed	Lap	Lap Time	T1	T2	T3	T4	Speed																																																																																																																																					
1st 96 Jake DIXON Inde GASGAS Aspar GBR Runs=2 Total laps=19 Full laps=16 Valid laps=13							1	1'40.353	30.586	15.339	28.997	23.123	247.2	2	1'38.476	32.581	15.166	28.239	22.490	246.7	3	1'37.528	31.960	14.844	28.303	22.421	251.8	4	1'37.518	32.032	14.839	28.259	22.388	251.8	5	1'37.279	31.946	14.762	28.127	22.444	253.9	6	1'37.467	32.054	14.852	28.161	22.400	252.3	7	1'37.409	31.957	14.809	28.191	22.452	252.3	8	1'53.577 P	34.256	16.034	30.642	32.645	240.4	9	6'09.138	30.523	15.257	28.837	22.692	252.8	10	1'37.591	32.025	14.730	28.382	22.454	254.4	11	1'37.228 *	31.810	14.708	28.339*	22.371	254.4	12	1'37.028	31.845	14.741	28.109	22.333	253.9	13	1'37.081	31.891	14.712	28.158	22.320	253.9	14	1'52.652 P	32.164	16.884	32.345	31.259	224.1	15	4'32.211	30.353	15.206	28.325	22.370	250.3	16	1'37.152 *	31.95*	14.808	28.060	22.334	253.4	17	1'36.773	31.794	14.687	28.080	22.212	253.9	18	1'42.460 *	31.782	14.729	32.919*	23.030	253.4	19	1'36.869	31.785	14.697	28.107	22.280	255.0	20	1'37.052	31.834	14.636	28.100	22.482	255.5
2nd 37 Pedro ACOSTA Red Bull KTM Ajo SPA Runs=3 Total laps=19 Full laps=14 Valid laps=11							4th 79 Ai OGURA IDEMITSU Honda Tea JPN Runs=2 Total laps=19 Full laps=16 Valid laps=14							1	2'29.180	32.419	15.532	29.399	22.956	247.7	2	1'38.891	32.769	14.903	28.576	22.643	250.8	3	1'37.886	32.249	14.871	28.312	22.454	251.3	4	1'38.716	32.887	15.051	28.398	22.380	251.8	5	1'37.915 *	32.350	14.718	28.212	22.635*	253.9	6	1'37.340	32.080	14.695	28.159	22.406	256.0	7	1'38.157	32.163	14.940	28.341	22.713	254.4	8	1'37.679	32.205	14.743	28.338	22.393	254.4	9	1'37.859	32.158	14.805	28.447	22.449	255.0	10	1'59.981 P	42.896	14.978	30.027	32.080	255.5	11	10'50.451	33.486	15.198	28.880	22.608	253.4	12	1'36.882	31.915	14.777	28.039	22.151	253.4	13	1'37.928 *	31.999	14.990	28.487*	22.452	250.8	14	1'36.895	31.862	14.663	28.089	22.281	253.9	15	1'36.818	31.803	14.611	28.134	22.270	256.6	16	1'37.224	31.955	14.769	28.239	22.261	253.9	17	1'37.605	31.908	14.687	28.572	22.438	253.4	18	1'42.722	36.488	15.241	28.663	22.330	256.0	19	1'37.296	31.973	14.732	28.149	22.442	255.5
3rd 21 Alonso LOPEZ Beta Tools SpeedUp SPA Runs=3 Total laps=20 Full laps=15 Valid laps=12							5th 22 Sam LOWES Elf Marc VDS Racing GBR Runs=2 Total laps=19 Full laps=16 Valid laps=13							1	2'15.114	32.603	15.553	29.403	22.930	248.2																																																																																																																														

Fastest Lap: Jake DIXON Inde GASGAS Aspar GBR 1'36.463 31.753 14.621 27.883 22.206

These data/results cannot be reproduced, stored and/or transmitted in whole or in part by any manner of electronic, mechanical, photocopying, recording, broadcasting or otherwise now known or herein after developed without the previous express consent by the copyright owner, except for reproduction in daily press and regular printed publications on sale to the public within 60 days of the event related to those data/results and always provided that copyright symbol appears together as follows below.
© DORNA, 2023



Practice Nr. 2

Moto2

Lap	Lap Time	T1	T2	T3	T4	Speed	Lap	Lap Time	T1	T2	T3	T4	Speed
2	1'39.309	32.994	15.057	28.662	22.596	250.8	14	1'37.734 *	31.942	14.739	28.410*	22.643	257.1
3	1'38.314	32.480	14.918	28.415	22.501	251.8	15	1'37.772	31.867	14.982	28.448	22.475	257.6
4	1'37.495	32.140	14.771	28.318	22.266	252.8	16	1'41.632	34.640	15.732	28.674	22.586	248.2
5	1'39.085 *	32.159	15.430	28.588*	22.908*	252.8	17	1'37.245	31.837	14.806	28.271	22.331	256.0
6	1'37.612 *	32.128	14.848	28.233	22.403*	251.8	18	1'38.251	31.935	14.776	28.380	23.160	258.2
7	1'37.482	32.078	14.844	28.166	22.394	253.4	19	1'45.146 *	32.108	15.128	34.380	23.530*	257.1
8	1'37.418	32.001	14.812	28.258	22.347	253.9	20	1'37.794	32.089	14.810	28.270	22.625	258.2
9	1'54.541 P	37.176	15.499	29.227	32.639	249.7	8th 14 Tony ARBOLINO Elf Marc VDS Racing ITA Runs=2 Total laps=18 Full laps=15 Valid laps=13						
10	10'49.004	36.609	15.500	28.931	23.493	249.2	1	2'43.715	34.249	15.407	29.409	23.053	250.8
11	1'37.346	32.081	14.775	28.219	22.271	253.9	2	1'38.256	32.292	14.926	28.502	22.536	254.4
12	1'36.844	31.761	14.671	28.101	22.311	256.6	3	1'41.001	31.922	15.714	30.562	22.803	254.4
13	1'41.172 *	35.230	15.013	28.446*	22.483*	251.8	4	1'40.854	31.901	14.783	30.318	23.852	257.1
14	1'37.465	32.193	14.704	28.171	22.397	254.4	5	1'37.149 *	31.854	14.686	28.114	22.495*	258.2
15	1'38.136	31.929	14.758	28.734	22.715	256.6	6	1'36.998	31.872	14.712	28.129	22.285	258.7
16	1'37.430	31.940	14.973	28.220	22.297	254.4	7	1'39.752	32.085	14.841	29.679	23.147	255.0
17	1'37.040	31.895	14.815	28.116	22.214	254.4	8	1'37.933	32.114	14.755	28.444	22.620	256.6
18	1'37.329	31.930	14.731	28.238	22.430	253.4	9	1'46.623 P	32.627	14.768	29.331	29.897	257.1
19	1'46.368	39.376	15.447	28.886	22.659	250.3	10	10'49.401	31.468	15.175	29.015	22.913	252.8
6th 75 Albert ARENAS Red Bull KTM Ajo SPA Runs=2 Total laps=19 Full laps=16 Valid laps=11						11	1'37.661	31.922	14.818	28.414	22.507	256.0	
1	2'02.409	32.296	15.550	29.207	23.220	250.3	12	1'37.002	31.804	14.663	28.178	22.357	258.7
2	1'38.995	32.605	15.187	28.513	22.690	251.8	13	1'37.186 *	31.711	14.645	28.340*	22.490	257.6
3	1'38.304	32.199	14.908	28.317	22.880	255.5	14	1'37.097	31.730	14.623	28.259	22.485	255.5
4	1'37.837	32.214	14.865	28.294	22.464	254.4	15	1'38.019	31.986	14.936	28.384	22.713	256.6
5	1'39.784 *	32.238	14.856	28.101	24.589*	255.5	16	1'51.032	31.666	14.738	36.722	27.906	256.0
6	1'42.609	33.307	15.057	30.916	23.329	252.3	17	1'39.286	32.369	15.048	28.977	22.892	252.3
7	1'37.610	32.139	14.829	28.294	22.348	253.4	18	1'42.615	32.499	16.963	29.510	23.643	204.0
8	1'38.078	32.272	14.889	28.303	22.614	254.4	9th 7 Barry BALTUS Fieten Olie Racing GP BEL Runs=2 Total laps=20 Full laps=17 Valid laps=15						
9	1'37.504	32.043	14.883	28.199	22.379	254.4	1	1'57.185	31.810	15.396	28.990	22.887	247.2
10	1'48.013 P	33.051	15.715	28.940	30.307	248.7	2	1'39.259	32.264	15.056	28.743	23.196	248.7
11	10'15.250	32.330	15.266	28.720	22.594	251.3	3	1'38.272	32.158	15.031	28.515	22.568	250.8
12	1'37.562	32.080	14.777	28.209	22.496	255.5	4	1'37.639	31.753	15.185	28.168	22.533	256.6
13	1'39.335	32.120	14.850	29.706	22.659	256.0	5	1'37.835 *	31.822	14.900	28.492	22.621*	253.4
14	1'36.966	31.817	14.796	28.143	22.210	254.4	6	1'37.870	31.931	15.008	28.393	22.538	252.3
15	1'37.979 *	32.18*	14.932	28.251	22.611	257.6	7	1'37.906	31.989	14.925	28.302	22.690	251.8
16	1'37.151 *	32.050	14.874	28.165	22.062*	255.5	8	1'38.203	32.082	14.952	28.501	22.668	252.8
17	1'37.002 *	31.80*	14.767	28.110	22.320	256.6	9	1'43.165	36.152	15.459	28.936	22.618	244.8
18	1'37.985	32.277	15.002	28.157	22.549	254.4	10	1'38.014	31.952	14.988	28.458	22.616	252.3
19	1'37.820 *	32.026	15.137	28.525	22.132*	255.0	11	1'38.589	32.133	14.963	28.725	22.768	253.9
7th 35 Somkiat CHANTRA IDEMITSU Honda Tea THA Runs=2 Total laps=20 Full laps=17 Valid laps=13						12	1'48.875 P	33.954	15.741	29.727	29.453	240.0	
1	2'30.698	31.089	15.600	28.968	22.818	248.7	13	9'10.738	41.655	15.206	28.574	22.692	251.3
2	1'38.511	32.603	15.003	28.440	22.465	249.7	14	1'54.487 *	35.04*	18.121	35.357*	25.961	212.1
3	1'37.512	32.002	14.842	28.180	22.488	256.6	15	1'37.739	32.185	15.030	28.130	22.394	256.6
4	1'37.722	32.054	14.858	28.312	22.498	254.4	16	1'37.058	31.813	14.859	28.030	22.356	255.5
5	1'37.961 *	32.187	14.852	28.284	22.638*	253.9	17	1'37.161	31.854	14.855	28.104	22.348	255.0
6	1'37.250	31.891	14.749	28.230	22.380	255.0	18	1'42.311	31.981	16.603	29.030	24.697	195.8
7	1'38.708	32.206	15.031	28.371	23.100	253.9	19	1'38.046	31.865	14.859	28.460	22.862	257.1
8	1'45.629 P	32.164	15.039	28.350	30.076	256.6	20	1'38.170	32.045	14.961	28.506	22.658	256.0
9	9'19.810	31.650	15.455	28.948	22.890	251.3	10th 11 Sergio GARCIA Pons Wegow Los40 SPA Runs=2 Total laps=22 Full laps=19 Valid laps=16						
10	1'37.974	32.291	14.956	28.169	22.558	252.8	1	1'48.265	33.417	16.012	31.111	24.811	252.8
11	1'36.994	31.766	14.764	28.148	22.316	255.5	2	1'39.247	32.625	15.233	28.554	22.835	251.8
12	1'37.270	31.874	14.825	28.266	22.305	256.0							
13	1'40.223 *	33.89*	15.020	28.404	22.909	256.0							

Fastest Lap: Jake DIXON Inde GASGAS Aspar GBR **1'36.463** 31.753 14.621 27.883 22.206

These data/results cannot be reproduced, stored and/or transmitted in whole or in part by any manner of electronic, mechanical, photocopying, recording, broadcasting or otherwise now known or herein after developed without the previous express consent by the copyright owner, except for reproduction in daily press and regular printed publications on sale to the public within 60 days of the event related to those data/results and always provided that copyright symbol appears together as follows below.
© DORNA, 2023

Practice Nr. 2

Moto2

Lap	Lap Time	T1	T2	T3	T4	Speed	Lap	Lap Time	T1	T2	T3	T4	Speed	
3	1'39.166	32.768	15.053	28.455	22.890	255.0	10	1'37.354	32.028	14.750	28.192	22.384	256.6	
4	1'38.519	32.493	14.893	28.434	22.699	253.9	11	1'37.285 *	32.016	14.705	28.235*	22.329	256.0	
5	1'38.252	32.175	14.820	28.396	22.861	252.3	12	1'37.159	31.833	14.724	28.265	22.337	256.6	
6	1'38.233 *	32.359	14.979	28.330	22.565*	252.3	13	1'42.700	31.908	14.685	30.822	25.285	257.1	
7	1'38.185	32.272	14.887	28.279	22.747	252.8	14	1'52.763 *	33.978	15.067	40.205	23.513*	253.9	
8	1'38.268	32.365	14.864	28.402	22.637	255.5	15	1'38.506	32.195	15.101	28.778	22.432	257.6	
9	1'40.349	33.056	15.811	28.727	22.755	245.7	16	1'39.509	32.211	14.819	29.025	23.454	256.0	
10	1'38.299	32.351	14.889	28.325	22.734	253.9	17	1'49.501 P	31.990	15.220	28.520	33.771	258.7	
11	1'38.024	32.223	14.882	28.277	22.642	257.1	13th 12 Filip SALAC						QJMOTOR Gresini M CZE	
12	1'38.094	32.185	14.858	28.392	22.659	258.2	Runs=2 Total laps=21		Full laps=18 Valid laps=14					
13	1'47.737 P	32.243	14.788	28.354	32.352	254.4	1	2'41.701	34.918	15.586	29.583	23.764	248.2	
14	6'27.252	31.062	15.189	28.375	23.388	253.9	2	1'38.843	32.532	14.995	28.532	22.784	250.3	
15	1'37.304	32.000	14.800	28.036	22.468	257.6	3	1'38.320	32.188	14.994	28.449	22.689	252.3	
16	1'38.130 *	32.62*	14.774	28.245*	22.486	256.6	4	1'38.061	32.188	14.796	28.308	22.769	253.9	
17	1'37.529 *	31.976	14.715	28.288	22.550*	254.4	5	1'37.960 *	32.068	14.769	28.314	22.809*	252.8	
18	1'40.262	32.119	14.679	28.337	25.127	256.0	6	1'38.078	32.152	14.840	28.387	22.699	252.8	
19	1'50.346	35.147	15.131	37.218	22.850	251.3	7	1'47.164	33.676	15.721	32.885	24.882	240.4	
20	1'37.677	31.978	14.761	28.128	22.810	256.6	8	1'39.664	32.216	14.839	28.539	24.070	253.9	
21	1'41.709	32.116	14.917	30.803	23.873	257.1	9	1'38.005	32.144	14.830	28.422	22.609	255.5	
22	1'37.101	31.802	14.673	28.196	22.430	258.2	10	1'38.285	32.064	14.883	28.500	22.838	255.5	
11th 54 Fermín ALDEGUER							Beta Tools SpeedUp SPA							
Runs=2 Total laps=21							Full laps=18 Valid laps=13							
1	1'47.344	32.078	15.772	29.211	23.043	247.2	11	1'40.347	32.186	14.752	30.066	23.343	253.9	
2	1'39.118	32.271	15.142	28.326	23.379	251.8	12	1'37.797	32.151	14.724	28.285	22.637	256.6	
3	1'38.214	32.339	14.959	28.375	22.541	251.3	13	1'38.355 *	32.145	14.766	28.525	22.919*	255.0	
4	1'37.502	32.105	14.863	28.198	22.336	252.8	14	1'46.960 P	32.160	14.905	28.571	31.324	253.4	
5	1'37.759	32.197	14.791	28.201	22.570	255.0	15	6'07.697	35.249	16.213	30.456	24.178	238.5	
6	1'37.600	32.054	14.867	28.164	22.515	252.3	16	1'41.390 *	32.086	14.907	29.729*	24.668*	255.0	
7	1'37.134	31.877	14.798	28.086	22.373	252.8	17	1'38.408 *	32.67*	14.808	28.291	22.630	256.6	
8	1'40.258	33.270	15.588	28.774	22.626	251.3	18	1'37.187	31.871	14.662	28.129	22.525	256.6	
9	1'37.729	31.990	14.899	28.307	22.533	253.4	19	1'37.993	31.760	14.799	28.460	22.974	256.0	
10	1'40.275 *	33.67*	15.287	28.506	22.810	252.3	20	1'43.615	34.673	15.515	29.746	23.681	251.3	
11	1'41.001	32.202	15.321	29.695	23.783	254.4	21	1'38.593	32.065	14.787	28.496	23.245	253.9	
12	1'37.880 *	32.071	14.807	28.464*	22.538	256.6	14th 16 Joe ROBERTS						Italtrans Racing Team USA	
13	1'47.721 P	32.187	15.111	28.844	31.579	255.0	Runs=2 Total laps=20		Full laps=17 Valid laps=14					
14	7'59.548	31.259	15.254	28.700	23.128	255.5	1	2'37.111	32.382	15.919	29.701	23.276	246.7	
15	1'38.519 *	32.163	14.848	28.619*	22.889	257.6	2	1'39.109	32.615	15.174	28.636	22.684	250.8	
16	1'37.629	32.170	14.857	28.170	22.432	252.8	3	1'38.316	32.205	15.031	28.489	22.591	250.8	
17	1'37.370 *	32.014	14.834	28.115	22.407*	253.9	4	1'37.772	32.072	14.873	28.256	22.571	252.8	
18	1'37.192	31.815	14.831	28.137	22.409	254.4	5	1'37.466 *	31.877	14.741	28.245	22.603*	253.4	
19	1'42.077 *	32.085	17.369	29.818	22.805*	170.2	6	1'37.663	32.037	14.809	28.353	22.464	252.3	
20	1'37.940	32.031	14.945	28.410	22.554	255.5	7	1'37.254	31.820	14.755	28.236	22.443	251.3	
21	1'40.448	32.206	15.116	29.666	23.460	254.4	8	1'38.090	32.025	14.852	28.520	22.693	253.4	
12th 40 Aron CANET							Pons Wegow Los40 SPA							
Runs=3 Total laps=17							Full laps=11 Valid laps=9							
1	2'32.358	31.431	15.543	28.764	22.837	256.0	9	1'37.843	32.052	14.812	28.451	22.528	252.8	
2	1'38.409	32.393	15.044	28.421	22.551	253.4	10	1'41.289	35.219	14.867	28.518	22.685	252.8	
3	1'47.908 P	32.409	14.908	28.343	32.248	256.0	11	1'43.217	36.671	15.120	28.655	22.771	252.8	
4	6'42.219	30.971	15.206	28.601	23.966	253.9	12	1'42.877	36.065	15.331	28.697	22.784	249.2	
5	1'38.089	32.271	14.913	28.391	22.514	255.5	13	1'37.639	32.081	14.753	28.359	22.446	253.9	
6	1'38.323	32.344	14.923	28.498	22.558	254.4	14	1'45.300 P	32.067	14.870	28.483	29.880	252.3	
7	1'38.532	32.315	14.859	28.668	22.690	255.5	15	8'14.297	31.830	15.193	28.488	22.611	249.2	
8	1'59.170 P	36.898	15.815	33.013	33.444	250.3	16	1'38.476 *	32.90*	14.847	28.308	22.416*	252.8	
9	8'32.131	31.756	15.194	28.283	23.253	251.8	17	1'36.935 *	31.87*	14.722	28.043	22.296	252.3	
							18	1'37.279	31.821	14.736	28.248	22.474	252.3	
							19	1'37.204	31.835	14.772	28.187	22.410	252.3	
							20	1'37.420	32.042	14.675	28.300	22.403	252.3	

Fastest Lap: Jake DIXON Inde GASGAS Aspar GBR **1'36.463** 31.753 14.621 27.883 22.206

These data/results cannot be reproduced, stored and/or transmitted in whole or in part by any manner of electronic, mechanical, photocopying, recording, broadcasting or otherwise now known or herein after developed without the previous express consent by the copyright owner, except for reproduction in daily press and regular printed publications on sale to the public within 60 days of the event related to those data/results and always provided that copyright symbol appears together as follows below.
© DORNA, 2023

Practice Nr. 2

Moto2

Lap	Lap Time	T1	T2	T3	T4	Speed	Lap	Lap Time	T1	T2	T3	T4	Speed	
15th	52	Jeremy ALCOBA QJMOTOR Gresini M SPA						9	1'40.935 *	32.040	15.023	28.772	25.100*	252.8
		Runs=2	Total laps=20	Full laps=17	Valid laps=13		10	1'42.451 *	32.167	15.274	31.625	23.385*	253.4	
1	2'31.226	31.144	15.578	29.034	22.891	247.2	11	1'37.568 *	32.004	14.826	28.224*	22.514	255.5	
2	1'38.716	32.536	14.978	28.560	22.642	253.4	12	1'39.607	32.002	15.148	29.520	22.937	253.4	
3	1'37.915	32.112	14.947	28.273	22.583	255.0	13	1'37.583	31.926	14.854	28.258	22.545	256.6	
4	1'37.689 *	32.061	14.880	28.200	22.548*	256.6	14	1'54.954 P	32.251	15.668	30.170	36.865	238.5	
5	1'37.869 *	32.128	14.863	28.201	22.677*	255.0	15	8'32.162 *	33.215	15.087	28.811	23.461*	252.3	
6	1'37.420	32.001	14.828	28.128	22.463	255.0	16	1'37.385 *	32.02 *	14.758	28.147	22.458	257.6	
7	1'37.788	32.061	14.819	28.207	22.701	255.0	17	1'37.777 *	32.199	14.889	28.235	22.454*	256.0	
8	1'38.404	32.256	14.894	28.560	22.694	255.5	18	1'53.354 *	32.053	14.971	30.882*	35.448	254.4	
9	1'38.364	32.293	15.089	28.260	22.722	254.4	19	1'46.400	32.422	15.216	33.748	25.014	252.8	
10	1'48.302	39.435	17.316	28.716	22.835	211.3	20	1'37.871	32.181	14.882	28.244	22.564	256.6	
11	1'42.281	35.668	14.976	28.832	22.805	255.0								
12	1'48.632 P	33.203	15.243	29.552	30.634	248.2	18th	71	Dennis FOGGIA Italtrans Racing Team ITA					
13	7'30.143	32.861	15.164	28.802	22.763	253.9			Runs=2	Total laps=16	Full laps=13	Valid laps=6		
14	1'38.031 *	32.110	15.031	28.285	22.605*	254.4	1	8'17.312	31.423	15.443	29.566	23.537	249.7	
15	1'37.592 *	31.933	14.840	28.231*	22.588	256.0	2	1'42.154 *	32.795	15.424	30.988	22.947*	251.8	
16	1'37.700	31.870	14.827	28.391	22.612	253.9	3	1'39.101 *	32.35 *	15.120	28.617	23.013	256.0	
17	1'40.986	31.957	14.820	28.449	25.760	255.5	4	1'39.184	32.331	15.109	28.499	23.245	255.5	
18	1'51.129	32.033	14.850	36.267	27.979	254.4	5	1'39.368	32.699	15.160	28.570	22.939	253.9	
19	1'39.317	32.240	15.019	29.044	23.014	253.4	6	1'38.720	32.291	14.969	28.529	22.931	253.9	
20	1'38.315	32.244	14.946	28.491	22.634	253.4	7	1'38.838	32.260	14.997	28.613	22.968	257.1	
							8	1'38.710	32.037	14.986	28.755	22.932	257.6	
							9	1'38.246 *	32.163	14.878	28.484	22.721*	258.2	
							10	1'50.706 P	35.291	15.316	29.966	30.133	249.7	
							11	9'03.078 *	31.590	15.264	28.610	22.427*	251.8	
							12	1'38.685 *	33.09 *	14.927	28.390	22.272*	256.0	
							13	1'37.740 *	32.03 *	14.887	28.200	22.615	257.6	
							14	1'37.638	31.850	14.897	28.252	22.639	256.0	
							15	1'37.550 *	31.937	14.966	28.275	22.372*	258.2	
							16	1'38.534 *	31.98 *	15.023	28.421	23.107*	256.0	
16th	3	Lukas TULOVIC Liqui Moly Husqvarna GER						19th	28	Izan GUEVARA Inde GASGAS Aspar SPA				
		Runs=2	Total laps=20	Full laps=17	Valid laps=13				Runs=2	Total laps=18	Full laps=15	Valid laps=12		
1	1'40.691	31.207	15.308	28.811	23.209	251.8	1	1'51.180	31.314	15.364	29.332	23.776	252.8	
2	1'39.280 *	32.643	15.176	28.627*	22.834	253.4	2	1'40.139	32.779	15.440	28.759	23.161	252.3	
3	1'39.011	32.475	15.074	28.599	22.863	252.3	3	1'39.147	32.544	15.097	28.586	22.920	253.4	
4	1'40.893	32.997	15.060	29.406	23.430	252.8	4	1'43.363	35.723	16.011	28.691	22.938	248.2	
5	1'41.414	32.749	14.936	29.030	24.699	253.4	5	1'42.890 *	33.897	15.726	28.508	24.759*	242.3	
6	1'39.016	32.622	15.036	28.666	22.692	253.4	6	1'39.118	32.536	15.074	28.560	22.948	255.0	
7	1'38.346	32.362	14.935	28.403	22.646	253.9	7	1'44.779	34.812	15.684	31.132	23.151	243.3	
8	1'39.059	32.591	14.913	28.566	22.989	257.1	8	1'39.022	32.465	15.202	28.493	22.862	253.9	
9	1'38.515	32.462	14.978	28.409	22.666	253.4	9	1'38.526	32.173	14.996	28.508	22.849	254.4	
10	1'38.460	32.261	14.933	28.477	22.789	253.4	10	1'38.362	32.127	15.025	28.442	22.768	256.6	
11	1'38.459	32.303	14.988	28.521	22.647	256.0	11	1'51.792 P	35.697	15.615	29.366	31.114	248.2	
12	1'38.407	32.370	14.862	28.563	22.612	254.4	12	11'39.204	34.927	15.201	33.004	23.353	253.9	
13	1'50.975 P	34.619	15.543	29.222	31.591	253.9	13	1'41.286 *	32.014	14.999	29.696*	24.577	259.3	
14	8'43.031	31.256	15.600	29.373	23.300	252.3	14	1'38.899 *	32.84 *	14.853	28.463	22.736	260.4	
15	1'38.517 *	32.058	14.928	28.823*	22.708	253.4	15	1'40.625	34.107	15.064	28.616	22.838	255.5	
16	1'38.722 *	32.59 *	14.936	28.293	22.900*	253.4	16	1'37.737	32.041	14.881	28.225	22.590	255.5	
17	1'37.514	32.018	14.835	28.198	22.463	253.4	17	1'51.958	37.377	15.433	31.674	27.474	249.2	
18	1'37.733	32.183	14.819	28.258	22.473	253.9	18	1'39.312	32.294	15.035	28.758	23.225	257.1	
19	1'37.877	32.143	14.822	28.361	22.551	253.4								
20	1'38.534 *	32.278	15.011	28.601*	22.644	253.9	20th	4	Sean Dylan KELLY OnlyFans American R USA					
									Runs=2	Total laps=21	Full laps=18	Valid laps=18		
17th	18	Manuel GONZALEZ Correos Prepago Yam SPA						1	1'43.260	31.827	15.804	29.575	23.422	249.2
		Runs=2	Total laps=20	Full laps=17	Valid laps=9									
1	2'47.638	32.151	15.451	28.790	22.683	249.7								
2	1'38.060	32.158	15.105	28.254	22.543	252.3								
3	1'37.655 *	32.061	14.946	28.205	22.443*	255.0								
4	1'37.966	32.165	14.968	28.342	22.491	256.0								
5	1'37.768 *	32.082	15.002	28.169	22.515*	253.4								
6	1'39.565	32.211	15.264	29.527	22.563	247.7								
7	1'37.711	31.972	14.925	28.353	22.461	256.6								
8	1'37.815	32.032	15.004	28.269	22.510	252.8								

Fastest Lap: Jake DIXON Inde GASGAS Aspar GBR **1'36.463** 31.753 14.621 27.883 22.206

These data/results cannot be reproduced, stored and/or transmitted in whole or in part by any manner of electronic, mechanical, photocopying, recording, broadcasting or otherwise now known or herein after developed without the previous express consent by the copyright owner, except for reproduction in daily press and regular printed publications on sale to the public within 60 days of the event related to those data/results and always provided that copyright symbol appears together as follows below.
© DORNA, 2023

Practice Nr. 2

Moto2

Lap	Lap Time	T1	T2	T3	T4	Speed	Lap	Lap Time	T1	T2	T3	T4	Speed
2	1'40.286	32.907	15.431	28.709	23.239	248.7	12	1'38.538	32.488	14.927	28.452	22.671	248.7
3	1'39.532	32.524	15.272	28.728	23.008	250.3	13	1'38.561	32.148	14.986	28.717	22.710	250.8
4	1'38.816	32.342	15.165	28.410	22.899	249.2	14	1'38.251	32.347	14.911	28.463	22.530	251.8
5	1'38.706	32.530	15.066	28.341	22.769	253.9	15	1'47.075 *	37.614	16.421	30.381	22.659*	213.6
6	1'38.533	32.166	15.108	28.426	22.833	251.8	16	1'38.585 *	32.231	14.964	28.581*	22.809	253.4
7	1'38.560	32.141	15.097	28.430	22.892	250.8	17	1'38.407 *	32.28*	14.909	28.490	22.724	251.3
8	1'38.542	32.266	15.098	28.334	22.844	252.3	18	1'43.728	34.893	15.785	29.462	23.588	245.2
9	1'38.591	32.231	15.115	28.385	22.860	249.7	19	1'43.172	32.280	14.992	28.437	27.463	250.3
10	1'55.680 P	38.623	15.890	29.897	31.270	248.7	20	1'38.208	32.300	14.915	28.369	22.624	252.3
11	7'30.969	31.788	15.899	31.433	30.904	240.0	21	1'42.274	32.648	15.146	29.903	24.577	251.3
12	1'38.696	32.413	15.150	28.262	22.871	250.8							
13	1'38.097	31.972	15.071	28.242	22.812	250.8							
14	1'38.053	32.021	15.007	28.286	22.739	253.9							
15	1'37.757	31.856	14.926	28.306	22.669	252.8							
16	1'49.516	32.047	15.083	37.297	25.089	250.3							
17	1'49.757	38.183	18.964	29.969	22.641	162.3							
18	1'41.958	32.140	15.015	28.845	25.958	254.4							
19	1'38.065	31.981	14.973	28.317	22.794	252.8							
20	1'39.220	32.042	15.069	28.723	23.386	251.8							
21	1'38.640	32.153	15.110	28.404	22.973	251.8							

21st 13 Celestino VIETTI		Fantic Racing		ITA		
Runs=2	Total laps=10	Full laps=7	Valid laps=5			
1	2'00.377	33.193	15.341	29.020	22.810	254.4
2	1'38.675	32.415	15.089	28.579	22.592	253.9
3	1'38.264	32.317	14.908	28.358	22.681	257.6
4	1'38.286 *	31.944	14.835	28.424	23.083*	258.2
5	1'37.678 *	32.056	14.856	28.357	22.409*	256.6
6	1'38.106	32.105	14.990	28.303	22.708	253.9
7	1'37.951	32.159	14.966	28.345	22.481	254.4
8	1'51.925 P	35.541	16.021	29.917	30.446	244.3
9	14'01.772	32.068	15.288	37.714	23.399	253.9
10	1'38.397	32.604	14.936	28.323	22.534	258.2
	unfinished	32.062	14.755			257.1

22nd 84 Zonta VD GOORBE		Fieten Olie Racing GP		NED		
Runs=1	Total laps=5	Full laps=3	Valid laps=3			
1	1'46.724	32.193	15.817	29.448	23.701	249.7
2	1'40.001	33.073	15.317	28.562	23.049	253.4
3	1'38.997	32.698	15.072	28.408	22.819	251.8
4	1'38.186	32.201	14.961	28.267	22.757	253.4
5	27'29.137 P	32.082	14.916	28.338	26'13.801	255.0

23rd 99 Carlos TATAY		OnlyFans American R		SPA		
Runs=2	Total laps=21	Full laps=18	Valid laps=11			
1	1'51.587	33.939	15.688	30.309	24.132	243.8
2	1'40.301	33.333	15.146	28.809	23.013	249.7
3	1'39.316	32.644	14.996	28.606	23.070	251.3
4	1'39.057 *	32.500	15.085	28.610	22.862*	248.2
5	1'38.276 *	32.423	14.831	28.246	22.776*	251.3
6	1'38.796	32.389	14.946	28.400	23.061	251.3
7	1'38.599 *	32.335	14.964	28.463	22.837*	248.7
8	1'41.691 *	32.630	15.548	29.781*	23.732	243.8
9	1'38.640	32.457	14.979	28.422	22.782	248.2
10	1'52.995 P	34.889	16.232	30.107	31.767	234.9
11	6'25.911	31.211	15.350	29.028	22.905	249.2

24th 15 Darryn BINDER		Liqui Moly Husqvarna		RSA		
Runs=2	Total laps=12	Full laps=9	Valid laps=6			
1	2'01.683	32.560	15.521	29.100	23.297	250.3
2	1'39.168	32.618	15.172	28.436	22.942	251.8
3	1'38.825	32.422	14.950	28.533	22.920	254.4
4	1'38.416	32.487	14.809	28.423	22.697	255.5
5	1'38.015 *	32.138	14.784	28.338	22.755*	258.2
6	1'45.386	32.519	14.968	33.410	24.489	253.4
7	1'38.323	32.301	14.906	28.379	22.737	255.0
8	1'47.597 *	40.689	15.270	28.747*	22.891	254.4
9	1'58.283 P	38.375	15.480	33.194	31.234	249.2
10	12'39.653	37.327	15.779	30.591	22.927	247.7
11	1'41.518	33.550	15.233	30.135	22.600	252.3
12	1'37.546 *	31.917	14.830	28.356*	22.443*	257.6

25th 72 Borja GOMEZ		Fantic Racing		SPA		
Runs=2	Total laps=17	Full laps=14	Valid laps=11			
1	1'55.276	31.754	15.934	29.697	24.021	252.3
2	1'41.446	33.226	15.491	29.194	23.535	251.3
3	1'39.504	32.503	15.149	28.688	23.164	255.5
4	1'39.352	32.482	15.143	28.603	23.124	253.9
5	1'38.937 *	32.332	15.049	28.577	22.979*	256.0
6	1'45.802	36.451	15.463	30.492	23.396	253.4
7	1'39.038	32.152	15.125	28.682	23.079	254.4
8	1'59.497 P	41.304	15.761	29.728	32.704	252.3
9	13'44.441	32.108	15.310	37.694	23.450	252.8
10	1'38.928	32.516	15.046	28.401	22.965	256.6
11	1'38.958	32.243	15.137	28.678	22.900	255.5
12	1'39.158	32.412	15.222	28.706	22.818	254.4
13	1'47.484	36.409	16.340	31.316	23.419	233.5
14	1'49.247 *	33.368	15.716	32.931*	27.232	250.8
15	1'44.154 *	33.493	15.534	29.197*	25.930	251.3
16	1'39.388	32.528	15.157	28.529	23.174	252.3
17	1'39.381	32.500	15.168	28.827	22.886	253.9

26th 55 Yeray RUIZ		Forward Team		SPA		
Runs=2	Total laps=18	Full laps=15	Valid laps=12			
1	1'59.673	33.814	15.955	29.848	23.689	252.8
2	1'41.208	33.260	15.438	29.109	23.401	255.0
3	1'40.415 *	33.14*	15.298	28.986	22.988	256.6
4	1'39.203	32.564	15.126	28.689	22.824	255.0
5	1'39.816 *	32.828	15.258	28.791	22.939*	255.5
6	1'43.874	34.034	15.517	30.636	23.687	250.8
7	1'40.356	32.788	15.249	28.996	23.323	253.9
8	1'40.425	33.275	15.291	28.946	22.913	256.0

Fastest Lap: Jake DIXON Inde GASGAS Aspar GBR 1'36.463 31.753 14.621 27.883 22.206

These data/results cannot be reproduced, stored and/or transmitted in whole or in part by any manner of electronic, mechanical, photocopying, recording, broadcasting or otherwise now known or herein after developed without the previous express consent by the copyright owner, except for reproduction in daily press and regular printed publications on sale to the public within 60 days of the event related to those data/results and always provided that copyright symbol appears together as follows below.
© DORNA, 2023



Practice Nr. 2

Moto2

Lap	Lap Time	T1	T2	T3	T4	Speed	Lap	Lap Time	T1	T2	T3	T4	Speed
9	1'39.992	32.669	15.252	29.082	22.989	253.9							
10	1'54.583 P	37.344	15.794	29.525	31.920	252.3							
11	12'18.298	32.314	15.539	29.168	23.140	255.5							
12	1'39.581 *	32.738	15.148	28.833*	22.862	256.0							
13	1'39.635	32.625	15.310	28.809	22.891	257.6							
14	1'39.352	32.571	15.067	28.785	22.929	257.1							
15	1'39.878	32.692	15.112	28.941	23.133	255.0							
16	1'39.851	32.828	15.178	28.824	23.021	256.6							
17	1'51.375	40.489	15.899	31.633	23.354	251.3							
18	1'39.843	32.790	15.171	28.855	23.027	255.0							

27th 23 Taiga HADA Pertamina Mandalika JPN
 Runs=2 Total laps=18 Full laps=15 Valid laps=11

1	1'44.955	32.482	15.928	29.638	23.743	247.7							
2	1'41.487	33.143	15.545	29.330	23.469	247.2							
3	1'40.069	33.170	15.025	28.797	23.077	252.3							
4	1'40.090	32.890	15.101	28.906	23.193	250.8							
5	1'40.146	32.832	15.225	28.808	23.281	249.7							
6	1'40.879	32.890	15.356	29.084	23.549	247.7							
7	1'39.911	32.690	15.151	28.906	23.164	250.8							
8	1'53.343 P	34.844	15.937	29.712	32.850	246.2							
9	12'44.780	36.799	16.396	31.370	24.588	244.3							
10	1'39.886	32.733	15.119	28.899	23.135	250.3							
11	1'39.572	32.660	15.174	28.892	22.846	250.8							
12	1'39.549 *	32.964	14.881	28.711*	22.993	254.4							
13	1'39.304 *	32.592	15.110	28.696	22.906*	248.7							
14	1'40.306 *	32.86*	15.349	28.978	23.111	249.2							
15	1'43.498	32.790	15.135	30.255	25.318	251.8							
16	1'41.273	33.060	15.552	29.301	23.360	247.2							
17	1'42.202 *	34.39*	15.573	29.182	23.048	248.2							
18	1'40.389	32.845	15.419	28.984	23.141	250.3							

28th 17 Alex ESCRIG Forward Team SPA
 Runs=3 Total laps=15 Full laps=10 Valid laps=9

1	2'05.453 P	37.066	16.837	31.944	33.472	249.2							
2	5'03.178	37.110	16.284	30.196	24.334	251.8							
3	1'42.986 *	33.495	16.397	29.343	23.751*	238.5							
4	1'41.512	33.161	15.623	29.222	23.506	251.8							
5	1'41.067	32.957	15.614	29.125	23.371	252.8							
6	1'44.533	33.182	15.556	32.307	23.488	252.8							
7	1'40.829	32.891	15.313	29.023	23.602	252.8							
8	1'40.508	32.852	15.251	29.024	23.381	253.4							
9	2'00.245 P	40.410	16.311	31.994	31.530	245.7							
10	12'11.537 *	37.258	15.799	30.084*	23.989	252.3							
11	1'41.456	33.257	15.615	29.229	23.355	248.7							
12	1'40.403	32.948	15.333	29.024	23.098	253.4							
13	1'39.849	32.653	15.215	28.770	23.211	254.4							
14	1'40.950	32.768	15.254	29.342	23.586	252.8							
15	1'55.386 P	34.794	16.209	31.757	32.626	241.4							

Fastest Lap: Jake DIXON Inde GASGAS Aspar GBR **1'36.463** 31.753 14.621 27.883 22.206

These data/results cannot be reproduced, stored and/or transmitted in whole or in part by any manner of electronic, mechanical, photocopying, recording, broadcasting or otherwise now known or herein after developed without the previous express consent by the copyright owner, except for reproduction in daily press and regular printed publications on sale to the public within 60 days of the event related to those data/results and always provided that copyright symbol appears together as follows below.
 © DORNA, 2023

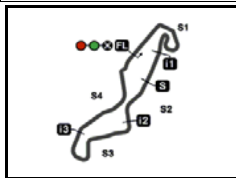
Official MotoGP Timing by TISSOT
 www.motogp.com

Assen, Friday, June 23, 2023

Page 6 of 6

motogp





4542 m.

MOTUL TT ASSEN

Practice Nr. 2

Best Partial Times

Moto2™


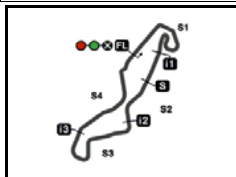
IT Ideal Lap Time, sum of the best partial times

BT Best Lap Time

T1			T2			T3			T4				
Pos	Rider	Time	Rider	Time	Rider	Time	Rider	Time	Pos	Rider	IT	BT	
1	T.ARBOLINO	31.666	A.OGURA	14.611	J.DIXON	27.883	P.ACOSTA	22.131	1	J.DIXON	1'36.390	1'36.463 (1)	
2	P.ACOSTA	31.678	J.DIXON	14.621	B.BALTUS	28.030	A.OGURA	22.151	2	P.ACOSTA	1'36.568	1'36.609 (2)	
3	J.DIXON	31.680	T.ARBOLINO	14.623	S.GARCIA	28.036	J.DIXON	22.206	3	A.OGURA	1'36.604	1'36.818 (4)	
4	B.BALTUS	31.753	A.LOPEZ	14.636	A.OGURA	28.039	A.ARENAS	22.210	4	T.ARBOLINO	1'36.688	1'36.998 (8)	
5	F.SALAC	31.760	F.SALAC	14.662	J.ROBERTS	28.043	A.LOPEZ	22.212	5	A.LOPEZ	1'36.690	1'36.773 (3)	
6	S.LOWES	31.761	S.LOWES	14.671	A.LOPEZ	28.060	S.LOWES	22.214	6	S.LOWES	1'36.747	1'36.844 (5)	
7	S.CHANTRA	31.766	S.GARCIA	14.673	P.ACOSTA	28.077	T.ARBOLINO	22.285	7	J.ROBERTS	1'36.834	1'37.204 (14)	
8	A.LOPEZ	31.782	J.ROBERTS	14.675	F.ALDEGUER	28.086	J.ROBERTS	22.296	8	A.ARENAS	1'36.895	1'36.966 (6)	
9	S.GARCIA	31.802	P.ACOSTA	14.682	S.LOWES	28.101	S.CHANTRA	22.305	9	S.GARCIA	1'36.941	1'37.101 (10)	
10	A.OGURA	31.803	A.CANET	14.685	A.ARENAS	28.101	A.CANET	22.329	10	S.CHANTRA	1'36.958	1'36.994 (7)	
11	F.ALDEGUER	31.815	S.CHANTRA	14.739	T.ARBOLINO	28.114	F.ALDEGUER	22.336	11	B.BALTUS	1'36.986	1'37.058 (9)	
12	A.ARENAS	31.817	C.VIETTI	14.755	J.ALCOBA	28.128	B.BALTUS	22.348	12	F.ALDEGUER	1'37.028	1'37.134 (11)	
13	J.ROBERTS	31.820	M.GONZALEZ	14.758	F.SALAC	28.129	S.GARCIA	22.430	13	A.CANET	1'37.039	1'37.159 (12)	
14	A.CANET	31.833	A.ARENAS	14.767	M.GONZALEZ	28.147	M.GONZALEZ	22.458	14	F.SALAC	1'37.076	1'37.187 (13)	
15	D.FOGGIA	31.850	D.BINDER	14.784	S.CHANTRA	28.148	L.TULOVIC	22.463	15	J.ALCOBA	1'37.280	1'37.420 (15)	
16	S.KELLY	31.856	F.ALDEGUER	14.791	A.CANET	28.192	J.ALCOBA	22.463	16	M.GONZALEZ	1'37.289	1'37.583 (17)	
17	J.ALCOBA	31.870	L.TULOVIC	14.819	L.TULOVIC	28.198	C.VIETTI	22.481	17	C.VIETTI	1'37.483	1'37.951 (21)	
18	D.BINDER	31.917	J.ALCOBA	14.819	D.FOGGIA	28.200	F.SALAC	22.525	18	L.TULOVIC	1'37.498	1'37.514 (16)	
19	M.GONZALEZ	31.926	C.TATAY	14.831	I.GUEVARA	28.225	C.TATAY	22.530	19	D.FOGGIA	1'37.543	1'37.638 (18)	
20	C.VIETTI	31.944	I.GUEVARA	14.853	S.KELLY	28.242	I.GUEVARA	22.590	20	D.BINDER	1'37.639	1'38.323 (24)	
21	I.GUEVARA	32.014	B.BALTUS	14.855	C.TATAY	28.246	D.BINDER	22.600	21	S.KELLY	1'37.665	1'37.757 (20)	
22	L.TULOVIC	32.018	D.FOGGIA	14.878	Z.VD GOORBER	28.267	D.FOGGIA	22.615	22	I.GUEVARA	1'37.682	1'37.737 (19)	
23	Z.VD GOORBER	32.082	T.HADA	14.881	C.VIETTI	28.303	S.KELLY	22.641	23	C.TATAY	1'37.755	1'38.208 (23)	
24	C.TATAY	32.148	Z.VD GOORBER	14.916	D.BINDER	28.338	Z.VD GOORBER	22.757	24	Z.VD GOORBE	1'38.022	1'38.186 (22)	

These data/results cannot be reproduced, stored and/or transmitted in whole or in part by any manner of electronic, mechanical, photocopying, recording, broadcasting or otherwise now known or herein after developed without the previous express consent by the copyright owner, except for reproduction in daily press and regular printed publications on sale to the public within 60 days of the event related to those data/results and always provided that copyright symbol appears together as follows below.
© DORNA, 2023

TT Circuit Assen

Results and timing service provided by  TISSOT

4542 m.

MOTUL TT ASSEN

Practice Nr. 2

Best Partial Times

Moto2™

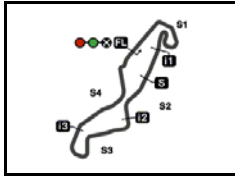
IT Ideal Lap Time, sum of the best partial times*BT* Best Lap Time

T1		T2		T3		T4				<i>IT</i>	<i>BT</i>	
<i>Pos</i>	<i>Rider</i>	<i>Time</i>	<i>Rider</i>	<i>Time</i>	<i>Rider</i>	<i>Time</i>	<i>Rider</i>	<i>Time</i>	<i>Pos</i>	<i>Rider</i>		
25	B.GOMEZ	32.152	S.KELLY	14.926	B.GOMEZ	28.401	B.GOMEZ	22.818	25	B.GOMEZ	1'38.417	1'38.928 (25)
26	Y.RUIZ	32.564	B.GOMEZ	15.046	Y.RUIZ	28.689	Y.RUIZ	22.824	26	T.HADA	1'39.015	1'39.572 (27)
27	T.HADA	32.592	Y.RUIZ	15.067	T.HADA	28.696	T.HADA	22.846	27	Y.RUIZ	1'39.144	1'39.203 (26)
28	A.ESCRIG	32.653	A.ESCRIG	15.215	A.ESCRIG	28.770	A.ESCRIG	23.098	28	A.ESCRIG	1'39.736	1'39.849 (28)

These data/results cannot be reproduced, stored and/or transmitted in whole or in part by any manner of electronic, mechanical, photocopying, recording, broadcasting or otherwise now known or herein after developed without the previous express consent by the copyright owner, except for reproduction in daily press and regular printed publications on sale to the public within 60 days of the event related to those data/results and always provided that copyright symbol appears together as follows below.
© DORNA, 2023

Official MotoGP Timing by  TISSOT
www.motogp.com






4542 m.

MOTUL TT ASSEN

Practice Nr. 2

Fastest Laps Sequence

<i>Practice Time</i>	 <i>Rider</i>	<i>Nation</i>	<i>Motorcycle</i>	<i>Time</i>	<i>Km/h</i>	<i>Rider's Lap</i>
3'18.829	21 Alonso LOPEZ	SPA	BOSCOSCURO	1'38.476	166.0	2
4'10.767	40 Aron CANET	SPA	KALEX	1'38.409	166.1	2
4'21.971	14 Tony ARBOLINO	ITA	KALEX	1'38.256	166.4	2
4'25.013	96 Jake DIXON	GBR	KALEX	1'37.937	166.9	2
4'56.357	21 Alonso LOPEZ	SPA	BOSCOSCURO	1'37.528	167.6	3
5'46.721	35 Somkiat CHANTRA	THA	KALEX	1'37.512	167.6	3
6'02.229	96 Jake DIXON	GBR	KALEX	1'37.216	168.1	3
10'57.973	14 Tony ARBOLINO	ITA	KALEX	1'36.998	168.5	6
26'38.769	35 Somkiat CHANTRA	THA	KALEX	1'36.994	168.5	11
29'39.564	22 Sam LOWES	GBR	KALEX	1'36.844	168.8	12
34'52.578	79 Ai OGURA	JPN	KALEX	1'36.818	168.8	15
35'36.461	21 Alonso LOPEZ	SPA	BOSCOSCURO	1'36.773	168.9	17
36'59.088	37 Pedro ACOSTA	SPA	KALEX	1'36.609	169.2	17
36'59.806	96 Jake DIXON	GBR	KALEX	1'36.463	169.5	17

These data/results cannot be reproduced, stored and/or transmitted in whole or in part by any manner of electronic, mechanical, photocopying, recording, broadcasting or otherwise now known or herein after developed without the previous express consent by the copyright owner, except for reproduction in daily press and regular printed publications on sale to the public within 60 days of the event related to those data/results and always provided that copyright symbol appears together as follows below.

© DORNA, 2023

Official MotoGP Timing by TISSOT
www.motogp.com

Assen, Friday, June 23, 2023

