


4542 m.

MOTUL TT ASSEN

Practice Nr. 2

Classification

6

	Rider	Nation	Team	Motorcycle	Time	Lap Total	Gap	Top Speed
1	5 Jaume MASIA	SPA	Leopard Racing	HONDA	1'41.579	15 16		216.6
2	55 Romano FENATI	ITA	Rivacold Snipers Team	HONDA	1'41.982	14 15	0.403 0.403	212.8
3	44 David MUÑOZ	SPA	BOE Motorsports	KTM	1'42.002	12 14	0.423 0.020	216.2
4	80 David ALONSO	COL	Valresa GASGAS Aspar M3	GASGAS	1'42.200	15 17	0.621 0.198	219.7
5	96 Daniel HOLGADO	SPA	Red Bull KTM Tech3	KTM	1'42.331	7 7	0.752 0.131	216.2
6	31 Adrian FERNANDEZ	SPA	Leopard Racing	HONDA	1'42.556	15 16	0.977 0.225	215.1
7	27 Kaito TOBA	JPN	SIC58 Squadra Corse	HONDA	1'42.609	10 11	1.030 0.053	217.0
8	82 Stefano NEPA	ITA	Angeluss MTA Team	KTM	1'42.630	8 17	1.051 0.021	211.7
9	99 José Antonio RUEDA	SPA	Red Bull KTM Ajo	KTM	1'42.652	15 15	1.073 0.022	215.4
10	95 Collin VEIJER	NED	Liqui Moly Husqvarna Intact GP	HUSQVARNA	1'42.746	13 17	1.167 0.094	213.2
11	53 Deniz ÖNCÜ	TUR	Red Bull KTM Ajo	KTM	1'42.815	10 13	1.236 0.069	213.9
12	16 Andrea MIGNO	ITA	CIP Green Power	KTM	1'42.898	11 11	1.319 0.083	214.7
13	71 Ayumu SASAKI	JPN	Liqui Moly Husqvarna Intact GP	HUSQVARNA	1'42.913	14 14	1.334 0.015	213.6
14	18 Matteo BERTELLE	ITA	Rivacold Snipers Team	HONDA	1'42.952	6 13	1.373 0.039	212.8
15	19 Scott OGDEN	GBR	VisionTrack Racing Team	HONDA	1'43.031	13 17	1.452 0.079	212.8
16	38 David SALVADOR	SPA	CIP Green Power	KTM	1'43.123	13 14	1.544 0.092	215.1
17	70 Joshua WHATLEY	GBR	VisionTrack Racing Team	HONDA	1'43.192	6 16	1.613 0.069	212.5
18	6 Ryusei YAMANAKA	JPN	Valresa GASGAS Aspar M3	GASGAS	1'43.209	15 17	1.630 0.017	215.8
19	66 Joel KELSO	AUS	CFMOTO Racing PruestelGP	CFMOTO	1'43.289	8 13	1.710 0.080	217.4
20	54 Riccardo ROSSI	ITA	SIC58 Squadra Corse	HONDA	1'43.325	7 15	1.746 0.036	210.3
21	72 Taiyo FURUSATO	JPN	Honda Team Asia	HONDA	1'43.352	13 17	1.773 0.027	213.2
22	7 Filippo FARIOLI	ITA	Red Bull KTM Tech3	KTM	1'43.682	14 14	2.103 0.330	212.1
23	43 Xavier ARTIGAS	SPA	CFMOTO Racing PruestelGP	CFMOTO	1'43.920	10 14	2.341 0.238	211.0
24	48 Ivan ORTOLÁ	SPA	Angeluss MTA Team	KTM	1'43.921	10 15	2.342 0.001	218.5
25	63 Syarifuddin AZMAN	MAL	MT Helmets - MSI	KTM	1'44.164	12 14	2.585 0.243	212.8
26	22 Ana CARRASCO	SPA	BOE Motorsports	KTM	1'44.556	12 16	2.977 0.392	212.5
27	64 Mario AJI	INA	Honda Team Asia	HONDA	1'45.067	8 16	3.488 0.511	210.3
Not classified								
	10 Diogo MOREIRA	BRA	MT Helmets - MSI	KTM				

Practice condition: Dry

Air: 25°

Humidity: 52%

Ground: 43°

Fastest Lap:	Lap: 15	Jaume MASIA	1'41.579	160.9 Km/h
Best Race Lap:	2022	John MCPHEE	1'41.190	161.5 Km/h
All Time Lap Record:	2022	John MCPHEE	1'41.190	161.5 Km/h

The results are provisional until the end of the limit for protest and appeals.

Time limit for protest expires 30' after publication of the results - Time:

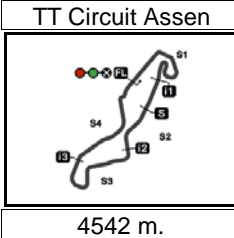
These data/results cannot be reproduced, stored and/or transmitted in whole or in part by any manner of electronic, mechanical, photocopying, recording, broadcasting or otherwise now known or herein after developed without the previous express consent by the copyright owner, except for reproduction in daily press and regular printed publications on sale to the public within 60 days of the event related to those data/results and always provided that copyright symbol appears together as follows below.

© DORNA, 2023

Official MotoGP Timing by TISSOT
www.motogp.com

Assen, Friday, June 23, 2023






MOTUL TT ASSEN

Practice Nr. 2

Combined Practice Times

7

		Rider	Nation	Team	MOTORCYCLE	P1	P2	Gap
1	5	J.MASIA	SPA	Leopard Racing	HONDA	1'41.667	15 1'41.579	
2	82	S.NEPA	ITA	Angeluss MTA Team	KTM	1'41.929	16 1'42.630	8 0.350 0.350
3	55	R.FENATI	ITA	Rivacold Snipers Team	HONDA	1'42.034	14 1'41.982	14 0.403 0.053
4	44	D.MUÑOZ	SPA	BOE Motorsports	KTM	1'42.583	12 1'42.002	12 0.423 0.020
5	43	X.ARTIGAS	SPA	CFMOTO Racing PruestelGP	CFMOTO	1'42.159	12 1'43.920	10 0.580 0.157
6	80	D.ALONSO	COL	Valresa GASGAS Aspar M3	GASGAS	1'43.225	14 1'42.200	15 0.621 0.041
7	54	R.ROSSI	ITA	SIC58 Squadra Corse	HONDA	1'42.224	14 1'43.325	7 0.645 0.024
8	10	D.MOREIRA	BRA	MT Helmets - MSI	KTM	1'42.250	11	0.671 0.026
9	71	A.SASAKI	JPN	Liqui Moly Husqvarna Intact GP	HUSQVARNA	1'42.313	15 1'42.913	14 0.734 0.063
10	96	D.HOLGADO	SPA	Red Bull KTM Tech3	KTM	1'43.923	4 1'42.331	7 0.752 0.018
11	31	A.FERNANDEZ	SPA	Leopard Racing	HONDA	1'42.790	16 1'42.556	15 0.977 0.225
12	16	A.MIGNO	ITA	CIP Green Power	KTM	1'42.581	15 1'42.898	11 1.002 0.025
13	27	K.TOBA	JPN	SIC58 Squadra Corse	HONDA	1'42.997	4 1'42.609	10 1.030 0.028
14	66	J.KELSO	AUS	CFMOTO Racing PruestelGP	CFMOTO	1'42.623	13 1'43.289	8 1.044 0.014
15	99	J.RUEDA	SPA	Red Bull KTM Ajo	KTM	1'42.686	14 1'42.652	15 1.073 0.029
16	18	M.BERTELLE	ITA	Rivacold Snipers Team	HONDA	1'42.697	16 1'42.952	6 1.118 0.045
17	53	D.ÖNCÜ	TUR	Red Bull KTM Ajo	KTM	1'42.699	9 1'42.815	10 1.120 0.002
18	95	C.VEIJER	NED	Liqui Moly Husqvarna Intact GP	HUSQVARNA	1'42.975	17 1'42.746	13 1.167 0.047
19	6	R.YAMANAKA	JPN	Valresa GASGAS Aspar M3	GASGAS	1'42.809	9 1'43.209	15 1.230 0.063
20	19	S.OGDEN	GBR	VisionTrack Racing Team	HONDA	1'42.902	13 1'43.031	13 1.323 0.093
21	72	T.FURUSATO	JPN	Honda Team Asia	HONDA	1'42.998	13 1'43.352	13 1.419 0.096
22	38	D.SALVADOR	SPA	CIP Green Power	KTM	1'42.999	13 1'43.123	13 1.420 0.001
23	7	F.FARIOLI	ITA	Red Bull KTM Tech3	KTM	1'43.048	15 1'43.682	14 1.469 0.049
24	70	J.WHATLEY	GBR	VisionTrack Racing Team	HONDA	1'43.089	16 1'43.192	6 1.510 0.041
25	22	A.CARRASCO	SPA	BOE Motorsports	KTM	1'43.743	15 1'44.556	12 2.164 0.654
26	48	I.ORTOLÁ	SPA	Angeluss MTA Team	KTM	1'44.693	4 1'43.921	10 2.342 0.178
27	63	S.AZMAN	MAL	MT Helmets - MSI	KTM	1'44.006	13 1'44.164	12 2.427 0.085
28	64	M.AJI	INA	Honda Team Asia	HONDA	1'44.009	5 1'45.067	8 2.430 0.003

Pole Position Record:	2021	Jeremy ALCOBA	1'41.194	161.5 Km/h
Best Race Lap:	2022	John MCPHEE	1'41.190	161.5 Km/h
All Time Lap Record:	2022	John MCPHEE	1'41.190	161.5 Km/h

The results are provisional until the end of the limit for protest and appeals.

Time limit for protest expires 60' after publication of the results - Time:

These data/results cannot be reproduced, stored and/or transmitted in whole or in part by any manner of electronic, mechanical, photocopying, recording, broadcasting or otherwise now known or herein after developed without the previous express consent by the copyright owner, except for reproduction in daily press and regular printed publications on sale to the public within 60 days of the event related to those data/results and always provided that copyright symbol appears together as follows below.

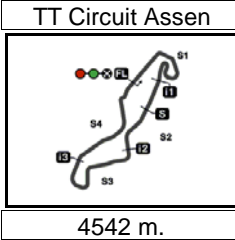
© DORNA, 2023

Official MotoGP Timing by TISSOT

www.motogp.com

Assen, Friday, June 23, 2023





MOTUL TT ASSEN

Practice Nr. 2

Top Speed & Average

8



Rider	Nation	Motorcycle	Top 5 speeds					Average	Top
80 David ALONSO	COL	GASGAS	219.7	215.1	214.7	214.3	213.9	215.5	219.7
48 Ivan ORTOLÁ	SPA	KTM	218.5	212.8	212.5	211.0	210.6	213.1	218.5
66 Joel KELSO	AUS	CFMOTO	217.4	213.2	212.5	211.0	211.0	213.0	217.4
27 Kaito TOBA	JPN	HONDA	217.0	214.3	213.9	212.8	212.5	213.6	217.0
5 Jaume MASIA	SPA	HONDA	216.6	216.2	215.8	212.1	211.3	213.9	216.6
44 David MUÑOZ	SPA	KTM	216.2	214.3	213.6	213.2	212.5	214.0	216.2
96 Daniel HOLGADO	SPA	KTM	216.2	213.9	212.8	212.1	211.7	213.1	216.2
6 Ryusei YAMANAKA	JPN	GASGAS	215.8	211.7	210.6	210.3	209.9	211.4	215.8
99 José Antonio RUEDA	SPA	KTM	215.4	215.4	214.7	213.9	213.6	214.3	215.4
31 Adrian FERNANDEZ	SPA	HONDA	215.1	214.3	213.6	212.8	212.8	213.7	215.1
38 David SALVADOR	SPA	KTM	215.1	214.7	214.3	213.9	213.6	214.2	215.1
16 Andrea MIGNO	ITA	KTM	214.7	213.6	211.7	210.6	209.5	212.0	214.7
53 Deniz ÖNCÜ	TUR	KTM	213.9	212.1	211.3	211.0	210.3	211.7	213.9
71 Ayumu SASAKI	JPN	HUSQVARNA	213.6	212.8	212.8	212.8	212.8	213.0	213.6
72 Taiyo FURUSATO	JPN	HONDA	213.2	212.1	211.7	211.7	211.0	211.9	213.2
95 Collin VEIJER	NED	HUSQVARNA	213.2	212.8	211.7	211.7	211.7	212.1	213.2
18 Matteo BERTELLE	ITA	HONDA	212.8	212.8	212.5	211.7	209.5	211.9	212.8
19 Scott OGDEN	GBR	HONDA	212.8	211.7	211.7	210.3	209.5	211.2	212.8
55 Romano FENATI	ITA	HONDA	212.8	212.5	211.3	209.9	209.5	211.2	212.8
63 Syarifuddin AZMAN	MAL	KTM	212.8	212.1	212.1	211.3	211.0	211.7	212.8
22 Ana CARRASCO	SPA	KTM	212.5	211.7	209.9	209.9	209.9	210.8	212.5
70 Joshua WHATLEY	GBR	HONDA	212.5	210.6	210.3	210.3	209.9	210.6	212.5
7 Filippo FARIOLI	ITA	KTM	212.1	208.1	208.1	207.8	207.4	208.5	212.1
82 Stefano NEPA	ITA	KTM	211.7	210.3	209.9	209.5	209.2	210.1	211.7
10 Diogo MOREIRA	BRA	KTM	211.3	210.3	209.9	209.5		210.3	211.3
43 Xavier ARTIGAS	SPA	CFMOTO	211.0	211.0	211.0	210.3	210.3	210.7	211.0
54 Riccardo ROSSI	ITA	HONDA	210.3	209.9	209.9	209.9	209.2	209.8	210.3
64 Mario AJI	INA	HONDA	210.3	209.2	206.0	205.3	205.0	207.2	210.3

These data/results cannot be reproduced, stored and/or transmitted in whole or in part by any manner of electronic, mechanical, photocopying, recording, broadcasting or otherwise now known or herein after developed without the previous express consent by the copyright owner, except for reproduction in daily press and regular printed publications on sale to the public within 60 days of the event related to those data/results and always provided that copyright symbol appears together as follows below.

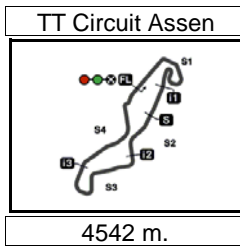
© DORNA, 2023

Official MotoGP Timing by TISSOT
www.motogp.com





Assen, Friday, June 23, 2023



MOTUL TT ASSEN

Practice Nr. 2

Chronological Analysis of Performances

9

* Lap / Sector time cancelled T1 Time from finish line to 1st intermediate T3 Time from 2nd intermed. to 3rd intermed.
P Crossing the finish line in pit lane T2 Time from 1st intermed. to 2nd intermed. T4 Time from 3rd intermediate to finish line

Lap	Lap Time	T1	T2	T3	T4	Speed	Lap	Lap Time	T1	T2	T3	T4	Speed
1st 5 Jaume MASIA Leopard Racing SPA							8 1'43.716 33.679 16.352 29.655 24.030 212.1						
Runs=3 Total laps=16 Full laps=11 Valid laps=8							9 1'58.392 P 37.69* 17.281 30.867 32.547 199.3						
1	2'46.321	36.896	16.705	32.832	27.174	209.9	10	12'14.533	31.888	16.807	29.425	25.717	198.3
2	1'43.775 *	33.753	16.490*	29.477*	24.055	210.6	11	1'44.472	34.824	16.378	29.595	23.675	213.6
3	1'43.337 *	33.62 *	16.363	29.406	23.947*	211.0	12	1'42.002	33.267	16.152	29.063	23.520	212.1
4	1'43.403 *	33.83*	16.300	29.436	23.833	211.3	13	1'51.329	39.682	16.137	29.776	25.734	216.2
5	1'45.153	34.988	16.509	29.747	23.909	209.9	14	1'42.157 *	33.33*	16.082	29.218	23.525	214.3
6	1'43.286	33.546	16.326	29.441	23.973	210.3	4th 80 David ALONSO Valresa GASGAS Asp COL						
7	1'48.264	38.659	16.397	29.373	23.835	209.5	Runs=2 Total laps=17 Full laps=14 Valid laps=8						
8	2'24.624 P	33.536	16.233	59.600*	35.255	210.6	1	2'35.327	37.822	16.870	30.003	24.355	207.4
9	4'43.789	34.475	16.566	29.747	24.005	211.0	2	1'44.509 *	34.046	16.558*	29.687*	24.218	210.3
10	1'42.966	33.464	16.283	29.448	23.771	211.3	3	1'43.640 *	33.867	16.345	29.398	24.030*	211.7
11	1'42.785	33.380	16.341	29.302	23.762	211.0	4	1'43.913	33.920	16.285	29.574	24.134	213.9
12	1'52.191 P	33.341	16.319	31.502	31.029	209.9	5	1'43.339	33.961	16.169	29.427	23.782	213.6
13	5'25.636 *	50.849	16.412	29.655*	23.817	212.1	6	1'43.289	33.745	16.291	29.373	23.880	212.1
14	1'41.692	33.197	16.008	29.039	23.448	216.2	7	1'47.373 *	37.125	16.292	29.492	24.464*	211.7
15	1'41.579	33.167	15.992	28.856	23.564	216.6	8	1'46.868 *	33.728	16.781	32.092*	24.267	213.2
16	1'42.414	33.520	16.079	29.238	23.577	215.8	9	1'48.036	35.184	16.740	31.593	24.519	207.4
2nd 55 Romano FENATI Rivacold Snipers Tea ITA							10	1'53.719 P	34.262	16.468	29.794	33.195	209.2
Runs=3 Total laps=15 Full laps=10 Valid laps=7							11	7'10.728	31.118	16.439	29.584	24.687	209.5
1	2'32.852	32.583	16.666	29.709	24.517	211.3	12	1'43.594 *	33.650	16.178	29.331*	24.435	213.6
2	1'44.548 *	33.879	16.576*	29.716*	24.377	212.5	13	1'43.164	33.599	16.109	29.295	24.161	212.8
3	1'43.822 *	33.797	16.481	29.313	24.231*	207.8	14	1'56.811 *	47.355	16.221	29.512*	23.723	214.7
4	1'43.632	33.701	16.416	29.534	23.981	208.1	15	1'42.200	33.438	16.054	29.064	23.644	219.7
5	1'43.213	33.610	16.380	29.339	23.884	208.1	16	1'42.272	33.464	16.070	28.918	23.820	214.3
6	1'43.070	33.591	16.391	29.213	23.875	207.8	17	1'42.659	33.611	16.133	29.346	23.569	215.1
7	2'00.319 P	34.662	17.339	36.678	31.640	192.7	5th 96 Daniel HOLGADO Red Bull KTM Tech3 SPA						
8	6'19.596	31.735	16.386	29.380	25.143	208.1	Runs=2 Total laps=7 Full laps=4 Valid laps=4						
9	1'42.419	33.465	16.241	28.977	23.736	209.9	1	1'55.880	31.093	16.612	29.722	24.080	208.5
10	1'42.847	33.382	16.290	29.103	24.072	207.8	2	1'43.653	33.738	16.259	29.592	24.064	212.8
11	1'42.915	33.424	16.382	29.183	23.926	207.4	unfinished 33.675 16.248 29.383 211.7						
12	1'50.784 P	33.884	16.665	29.407	30.828	205.0	3	1'45.761 *	34.443	17.555	29.702	24.061*	194.2
13	4'32.344	36.327	16.243	29.909	24.305	212.8	4	1'43.526 *	33.596	16.211	29.385	24.334*	213.9
14	1'41.982	33.343	16.308	28.790	23.541	207.4	5	1'46.408	33.513	16.328	32.626	23.941	212.1
15	1'42.426 *	33.199	16.103	29.235*	23.889	209.5	6	1'48.785 *	33.489	16.413	35.075	23.808*	211.7
3rd 44 David MUÑOZ BOE Motorsports SPA							7	1'42.331	33.256	16.071	29.239	23.765	216.2
Runs=2 Total laps=14 Full laps=11 Valid laps=7							6th 31 Adrian FERNANDEZ Leopard Racing SPA						
1	2'44.685	40.169	16.708	31.270	26.431	207.4	Runs=3 Total laps=16 Full laps=11 Valid laps=7						
2	1'44.436 *	33.914	16.434*	29.771*	24.317	211.7	1	1'56.128	30.482	16.474	29.666	24.207	212.8
3	1'46.117 *	36.09*	16.257	29.571	24.193*	213.2	2	1'43.596	33.696	16.196	29.514	24.190	212.1
4	1'51.601 *	34.38*	16.751	32.723	27.740	210.6	3	1'43.223 *	33.725	16.145	29.414	23.939*	211.7
5	1'43.569	33.694	16.285	29.652	23.938	212.5	4	1'43.795	33.983	16.355	29.522	23.935	209.5
6	1'43.602	33.679	16.392	29.613	23.918	210.3	5	1'43.742 *	33.767	16.248	29.687*	24.040	211.0
7	1'44.712	34.089	16.864	29.835	23.924	204.6							

Fastest Lap: Jaume MASIA Leopard Racing SPA **1'41.579** 33.167 15.992 28.856 23.564

These data/results cannot be reproduced, stored and/or transmitted in whole or in part by any manner of electronic, mechanical, photocopying, recording, broadcasting or otherwise now known or herein after developed without the previous express consent by the copyright owner, except for reproduction in daily press and regular printed publications on sale to the public within 60 days of the event related to those data/results and always provided that copyright symbol appears together as follows below.
© DORNA, 2023



Practice Nr. 2

Moto3

Lap	Lap Time	T1	T2	T3	T4	Speed	Lap	Lap Time	T1	T2	T3	T4	Speed
6	1'51.961 P	33.841	16.367	29.717	32.036	209.2	9	1'53.770 P	36.000	16.785	29.777	31.208	211.0
7	6'48.020	31.119	16.439	29.651	24.068	209.5	10	10'45.536	33.821	16.431	29.560	24.268	213.6
8	1'43.428	33.800	16.233	29.538	23.857	211.3	11	1'43.198	33.627	16.363	29.220	23.988	213.9
9	1'43.434 *	33.742	16.172	29.529	23.991*	212.1	12	1'45.134 *	33.709	16.639	30.031	24.755*	210.3
10	1'43.478	33.785	16.242	29.594	23.857	210.3	13	1'44.429 *	33.891	16.608	29.375	24.555*	209.9
11	1'43.560	33.784	16.396	29.539	23.841	209.9	14	1'50.967 *	40.93*	16.389	29.586	24.058	213.6
12	1'52.135 P	34.090	16.469	29.853	31.723	208.8	15	1'42.652	33.623	16.235	29.014	23.780	214.7
13	4'48.526	42.881	16.358	30.656	26.391	215.1	10th 95 Collin VEIJER Liqui Moly Husqvarna NED						
14	1'42.512 *	33.555	16.038	29.231	23.688*	212.8	Runs=2 Total laps=17 Full laps=14 Valid laps=12						
15	1'42.556	33.410	16.090	29.325	23.731	214.3	1	3'06.365	31.801	16.751	30.447	24.447	208.8
16	1'44.188	34.260	16.184	29.289	24.455	213.6	2	1'44.737 *	34.297	16.434*	29.886*	24.120	209.9

7th 27 Kaito TOBA	SIC58 Squadra Corse JPN					
Runs=2 Total laps=11	Full laps=8 Valid laps=6					
1	2'33.696	33.443	16.922	30.527	24.358	212.5
2	1'44.181 *	33.900	16.367*	29.872*	24.042	214.3
3	1'44.507 *	34.090	16.339	29.546	24.532*	213.9
4	1'44.179	33.987	16.377	29.873	23.942	211.7
5	1'43.700	33.878	16.387	29.462	23.973	210.3
6	1'43.706	33.846	16.414	29.433	24.013	210.6
7	1'58.250 P	33.903	16.451	35.641	32.255	210.6
8	17'51.073 *	38.986	16.532	29.846	24.106*	212.5
9	1'42.801	33.611	16.231	29.116	23.843	212.5
10	1'42.609	33.411	16.243	29.129	23.826	212.8
11	1'42.962	33.579	16.206	29.494	23.683	217.0

8th 82 Stefano NEPA	Angeluss MTA Team ITA					
Runs=2 Total laps=17	Full laps=14 Valid laps=9					
1	2'47.156	34.151	16.882	32.838	26.657	208.5
2	1'43.670 *	33.870	16.686*	29.404*	23.710*	205.3
3	1'42.838 *	33.63*	16.302	29.192	23.714*	209.5
4	1'49.515 *	35.74*	17.783	31.999	23.991	196.1
5	1'43.218	33.757	16.396	29.264	23.801	208.5
6	1'42.777	33.490	16.386	29.134	23.767	205.3
7	1'43.173	33.621	16.477	29.294	23.781	205.3
8	1'42.630	33.468	16.368	29.114	23.680	209.2
9	1'53.906	39.796	16.713	32.397	25.000	206.0
10	1'43.180	33.683	16.402	29.251	23.844	208.8
11	1'42.739 *	33.511	16.289	29.177	23.762*	210.3
12	1'42.867	33.518	16.252	29.102	23.995	209.9
13	1'50.985	39.228	18.467	29.403	23.887	177.9
14	1'49.114 P	33.486	16.329	29.427	29.872	207.1
15	7'06.188	33.107	16.744	34.241	26.862	204.6
16	1'43.343 *	33.806	16.232	29.445*	23.860	211.7
17	1'52.543	38.961	19.807	29.575	24.200	158.7

9th 99 José Antonio RUED	Red Bull KTM Ajo SPA					
Runs=2 Total laps=15	Full laps=12 Valid laps=7					
1	2'31.132	32.244	17.095	30.497	24.981	209.9
2	1'46.225 *	34.322	16.933*	30.194*	24.776	208.8
3	1'45.002 *	34.313	16.518	29.530	24.641*	213.6
4	1'44.986	34.291	16.628	29.795	24.272	215.4
5	1'44.112	34.125	16.447	29.435	24.105	215.4
6	1'43.920	33.859	16.395	29.468	24.198	210.3
7	1'44.344	33.760	16.521	29.615	24.448	209.9
8	1'46.451	35.093	16.941	29.877	24.540	206.4

11th 53 Deniz ÖNCÜ	Red Bull KTM Ajo TUR					
Runs=2 Total laps=13	Full laps=10 Valid laps=6					
1	3'14.122	31.833	16.716	29.724	24.146	207.8
2	1'44.046 *	33.890	16.657*	29.452*	24.047	209.5
3	1'43.611	33.847	16.440	29.299	24.025	209.2
4	1'43.138	33.776	16.312	29.248	23.802	209.9
5	1'43.182 *	33.587	16.273	29.392	23.930*	210.3
6	1'43.011	33.541	16.351	29.284	23.835	208.8
7	1'43.809	33.758	16.289	29.820	23.942	209.2
8	4'43.626 P	33.766	16.184			211.0
9	10'57.747	32.774	16.478	29.487	25.844	211.3
10	1'42.815	33.700	16.264	29.216	23.635	212.1
11	1'42.933	33.572	16.402	29.136	23.823	209.9
12	1'51.326 *	40.88*	17.372	29.262*	23.812	197.4
13	1'42.246 *	33.47*	16.083	29.010	23.679	213.9

12th 16 Andrea MIGNO	CIP Green Power ITA					
Runs=3 Total laps=11	Full laps=6 Valid laps=5					
1	2'38.197	33.018	16.845	29.994	24.564	209.5
2	1'44.700 *	34.030	16.781*	29.657*	24.232	207.4
3	2'02.118	50.088	17.728	29.921	24.381	197.7
4	1'44.631	34.124	16.558	29.714	24.235	208.8
5	1'44.307	33.877	16.535	29.774	24.121	208.5
6	1'52.537 P	34.815	16.856	30.027	30.839	206.7
7	9'46.986	32.496	16.588	30.259	24.678	210.6
8	1'45.324	34.305	16.653	29.933	24.433	208.1
9	1'51.241 P	33.835	16.666	29.754	30.986	208.5
10	5'53.815	43.975	16.673	29.546	24.116	211.7

Fastest Lap: Jaume MASIA Leopard Racing SPA **1'41.579** 33.167 15.992 28.856 23.564

These data/results cannot be reproduced, stored and/or transmitted in whole or in part by any manner of electronic, mechanical, photocopying, recording, broadcasting or otherwise now known or herein after developed without the previous express consent by the copyright owner, except for reproduction in daily press and regular printed publications on sale to the public within 60 days of the event related to those data/results and always provided that copyright symbol appears together as follows below.
© DORNA, 2023

Practice Nr. 2

Moto3

Lap	Lap Time	T1	T2	T3	T4	Speed	Lap	Lap Time	T1	T2	T3	T4	Speed	
11	1'42.898	33.660	16.266	29.234	23.738	214.7	16th 38	David SALVADOR	CIP Green Power	SPA	Runs=2	Total laps=14	Full laps=11	Valid laps=8
	unfinished	33.832	16.318			213.6								
13th 71	Ayumu SASAKI	Liqui Moly Husqvarna		JPN			1	2'31.765	36.126	20.032	32.184	26.451	155.1	
	Runs=3	Total laps=14	Full laps=9	Valid laps=7			2	1'46.038	* 34.320	16.764*	30.224*	24.730	209.9	
1	2'54.711	31.141	16.507	30.061	24.204	209.9	3	1'44.859	* 34.389	16.244	29.775	24.451*	214.7	
2	1'43.966	* 33.887	16.477*	29.659*	23.943	209.5	4	1'44.916	34.263	16.325	30.215	24.113	215.1	
3	1'43.901	* 34.03*	16.278	29.603	23.986	210.6	5	1'44.466	34.278	16.360	29.672	24.156	214.3	
4	1'43.524	33.922	16.204	29.584	23.814	211.3	6	1'44.149	33.990	16.414	29.714	24.031	212.5	
5	1'50.778	P 33.861	16.279	29.700	30.938	210.6	7	1'44.080	33.711	16.299	29.524	24.546	212.5	
6	6'22.290	* 31.045	16.327	29.885*	24.121	212.1	8	1'47.200	36.811	16.394	29.829	24.166	211.7	
7	1'43.593	33.927	16.285	29.446	23.935	211.0	9	1'45.461	34.204	16.741	30.014	24.502	213.6	
8	1'43.498	33.932	16.146	29.563	23.857	212.8	10	1'57.455	P 38.531	16.525	29.806	32.593	210.3	
9	1'43.157	33.866	16.107	29.451	23.733	212.8	11	12'33.276	* 40.923	20.557	34.484	24.104*	167.6	
10	1'52.036	P 34.959	16.263	29.977	30.837	210.6	12	1'43.440	33.670	16.275	29.260	24.235	212.8	
11	7'40.750	43.441	16.324	30.259	24.143	212.8	13	1'43.123	33.650	16.190	29.587	23.696	213.6	
12	1'43.039	33.858	16.133	29.380	23.668	213.6	14	1'47.689	* 38.116	16.366	29.453	23.754*	213.9	
13	1'43.215	33.775	16.151	29.487	23.802	211.7	17th 70	Joshua WHATLEY	VisionTrack Racing T		GBR			
14	1'42.913	33.620	16.052	29.647	23.594	212.8		Runs=3	Total laps=16	Full laps=11	Valid laps=6			
14th 18	Matteo BERTELLE	Rivacold Snipers Tea		ITA			1	2'38.375	34.333	17.206	29.866	24.640	202.9	
	Runs=3	Total laps=13	Full laps=8	Valid laps=5			2	1'44.696	* 34.000	16.702*	29.719*	24.275	210.3	
1	2'33.500	35.588	19.465	33.615	24.419	168.5	3	1'45.307	* 34.385	16.881	29.609	24.432*	202.9	
2	1'47.536	* 33.884	16.532*	32.217*	24.903	212.8	4	1'44.509	34.125	16.541	29.498	24.345	209.2	
3	1'43.830	* 33.812	16.417	29.358	24.243*	209.2	5	1'49.322	38.614	17.141	29.551	24.016	195.8	
4	1'44.203	33.832	16.464	29.628	24.279	208.8	6	1'43.192	33.594	16.347	29.273	23.978	209.9	
5	1'43.685	33.736	16.479	29.451	24.019	208.8	7	1'48.276	38.719	16.471	29.246	23.840	209.9	
6	1'42.952	33.520	16.302	29.158	23.972	212.5	8	1'43.701	33.621	16.344	29.521	24.215	210.6	
7	1'47.138	* 33.743	16.446	31.393*	25.556	209.5	9	1'57.473	P 38.392	16.874	30.172	32.035	205.0	
8	1'43.567	33.757	16.518	29.262	24.030	207.8	10	6'22.448	31.019	17.160	31.798	26.427	198.7	
9	1'58.170	P 37.872	16.949	29.876	33.473	202.6	11	1'44.078	33.788	16.538	29.602	24.150	208.1	
10	5'46.656	32.356	16.714	29.545	24.172	206.0	12	1'53.676	P 34.678	16.936	30.529	31.533	203.3	
11	1'43.985	33.733	16.642	29.462	24.148	207.1	13	4'11.247	* 38.567	17.079	30.773	25.418*	207.8	
12	1'51.295	P 33.930	16.562	29.406	31.397	207.1	14	1'44.205	* 34.12*	16.413	29.470	24.200*	210.3	
13	4'56.043	40.861	16.357	29.746	24.233	212.8	15	1'43.327	* 33.540	16.399	29.453*	23.935	208.5	
	unfinished	33.607	16.244			211.7	16	1'43.017	* 33.59*	16.218	29.168	24.040	212.5	
15th 19	Scott OGDEN	VisionTrack Racing T		GBR			18th 6	Ryusei YAMANAKA	Valresa GASGAS Asp		JPN			
	Runs=3	Total laps=17	Full laps=12	Valid laps=6				Runs=2	Total laps=17	Full laps=14	Valid laps=6			
1	2'32.628	37.322	18.806	32.196	25.414	181.0	1	2'41.228	34.848	16.598	30.291	24.487	209.9	
2	1'45.532	* 34.293	16.668*	29.573*	24.998	210.3	2	1'44.588	* 34.031	16.687*	29.658*	24.212	206.4	
3	1'47.818	* 37.538	16.661	29.391	24.228*	208.8	3	1'43.969	* 33.783	16.326	29.743	24.117*	209.2	
4	1'44.504	34.081	16.549	29.644	24.230	209.5	4	1'44.316	33.867	16.386	29.777	24.286	207.8	
5	1'49.052	33.988	16.648	30.132	28.284	208.1	5	1'44.918	* 33.938	16.458	30.057*	24.465	208.5	
6	1'44.468	33.805	16.725	29.675	24.263	211.7	6	1'46.889	* 34.142	16.863	30.237	25.647*	206.4	
7	1'50.814	34.649	17.171	34.959	24.035	198.0	7	1'43.796	* 33.74*	16.390	29.630	24.033*	209.9	
8	1'43.992	33.923	16.536	29.422	24.111	208.5	8	1'44.803	* 34.07*	16.513	29.918*	24.293	207.4	
9	1'53.240	P 33.976	16.620	30.457	32.187	207.4	9	1'44.510	34.091	16.463	29.728	24.228	208.5	
10	4'23.241	30.933	16.760	31.064	27.921	208.5	10	1'51.667	P 34.017	16.427	29.487	31.736	206.7	
11	1'51.017	P 33.870	16.534	29.524	31.089	208.5	11	7'08.964	31.830	16.610	29.616	24.244	206.4	
12	4'18.452	37.149	16.750	30.635	26.296	208.8	12	1'43.773	33.949	16.272	29.494	24.058	211.7	
13	1'43.031	33.546	16.268	29.271	23.946	211.7	13	1'44.782	33.688	16.411	29.746	24.937	206.4	
14	1'58.670	* 48.053	16.569	29.712*	24.336	212.8	14	1'49.101	36.089	16.878	32.091	24.043	205.7	
15	1'57.015	* 33.707	16.540	30.563	36.205*	207.8	15	1'43.209	33.480	16.297	29.376	24.056	210.6	
16	1'50.799	* 34.366	17.055*	31.143*	28.235	205.0	16	1'50.083	* 40.828	16.258	29.352	23.645*	215.8	
17	1'43.659	* 33.82*	16.583	29.236	24.016	207.4	17	1'43.519	* 33.54*	16.233	29.475	24.264	210.3	

Fastest Lap: Jaume MASIA Leopard Racing SPA **1'41.579** 33.167 15.992 28.856 23.564

These data/results cannot be reproduced, stored and/or transmitted in whole or in part by any manner of electronic, mechanical, photocopying, recording, broadcasting or otherwise now known or herein after developed without the previous express consent by the copyright owner, except for reproduction in daily press and regular printed publications on sale to the public within 60 days of the event related to those data/results and always provided that copyright symbol appears together as follows below.
© DORNA, 2023

Practice Nr. 2

Moto3

Lap	Lap Time	T1	T2	T3	T4	Speed	Lap	Lap Time	T1	T2	T3	T4	Speed	
19th	66	Joel KELSO				CFMOTO Racing Pru	AUS	1	1'54.699	30.839	16.854	29.936	24.627	207.4
		Runs=3	Total laps=13	Full laps=8	Valid laps=6		2	1'45.266 *	34.18 *	16.712	29.847	24.524	206.7	
1	1'53.495	31.114	16.662	30.162	24.520	209.2	3	1'44.839	34.030	16.616	29.808	24.385	207.1	
2	1'48.667	34.187	16.538	33.596	24.346	208.5	4	1'45.670 *	34.568	16.690	29.991	24.421*	207.4	
3	1'45.051	34.067	16.428	30.201	24.355	209.2	5	1'47.600 *	34.417	17.498	29.958	25.727*	200.0	
4	1'44.653	34.158	16.450	29.925	24.120	209.9	6	1'45.302	34.210	16.596	29.885	24.611	205.7	
5	1'52.761 P	33.927	16.395	30.059	32.380	211.0	7	1'44.543	34.164	16.632	29.537	24.210	206.0	
6	14'11.866	32.074	17.017	33.674	24.271	201.6	8	1'44.350	33.939	16.635	29.574	24.202	207.1	
7	1'43.590	33.479	16.343	29.874	23.894	209.2	9	1'52.097 P	33.96 *	16.427	30.764*	30.944	207.1	
8	1'43.289	33.687	16.232	29.448	23.922	211.0	10	13'11.304	30.814	16.393	29.711	24.904	212.1	
9	1'58.358 P	38.186	16.520	31.485	32.167	209.5	11	1'43.722 *	34.01 *	16.461	29.629	23.618*	208.1	
10	2'13.007	33.845	18.359	36.038	24.940	186.3	12	1'43.303 *	33.58 *	16.326	29.566	23.827	207.8	
11	1'49.037	33.507	16.269	35.211	24.050	212.5	13	1'44.566	33.706	16.500	30.180	24.180	206.7	
12	1'50.652 *	33.446	16.197	37.016*	23.993	213.2	14	1'43.682	33.669	16.372	29.659	23.982	208.1	
13	1'42.230 *	33.33*	16.065	29.049	23.778	217.4								
20th	54	Riccardo ROSSI				SIC58 Squadra Corse	ITA	1	2'00.189	31.569	16.813	29.926	24.646	211.0
		Runs=3	Total laps=15	Full laps=9	Valid laps=5		2	1'44.127	33.772	16.368	29.870	24.117	211.0	
1	2'05.679	31.893	16.952	30.090	24.673	207.8	3	1'45.021	34.335	16.527	29.791	24.368	207.8	
2	1'45.202 *	34.194	16.747	29.854*	24.407	207.8	4	1'44.277	34.125	16.498	29.606	24.048	209.5	
3	1'44.440 *	33.943	16.533	29.606*	24.358	210.3	5	1'52.756 P	34.075	16.445	30.228	32.008	209.5	
4	1'44.107	33.877	16.500	29.449	24.281	209.9	6	6'40.920 *	32.429	16.894	30.391*	25.283	208.5	
5	1'44.021	33.849	16.502	29.534	24.136	209.9	7	1'52.333 P	34.403	16.606	29.903	31.421	209.5	
6	1'43.757	33.830	16.586	29.314	24.027	208.1	8	5'24.611	38.213	16.715	30.112	24.468	209.5	
7	1'43.325	33.628	16.521	29.146	24.030	208.5	9	1'44.407	33.883	16.493	29.579	24.452	210.3	
8	1'59.946 P	39.817	17.759	31.261	31.109	192.1	10	1'43.920	33.926	16.336	29.451	24.207	211.0	
9	4'41.089	33.040	16.814	29.933	24.386	207.4	11	1'55.926 P	38.193	16.656	30.002	31.075	209.5	
10	1'43.864	33.864	16.473	29.399	24.128	209.9	12	4'39.157 *	32.574	16.639	30.099*	24.830*	208.1	
11	1'58.534 P	38.839	17.232	31.773	30.690	200.6	13	1'44.788 *	33.963	16.504*	29.824*	24.497	208.8	
12	8'12.389 *	46.805	17.284	30.002*	24.311	200.0	14	1'44.495 *	34.12*	16.369	29.710	24.289	210.3	
13	2'02.536 *	33.709	17.118	29.503	42.206*	196.4								
14	1'45.138 *	33.861	16.533*	29.488*	25.256	209.2								
15	2'00.541 P	34.18*	16.975	36.420	32.963	208.8								
21st	72	Taiyo FURUSATO				Honda Team Asia	JPN	1	1'50.947	32.316	17.136	30.547	24.968	207.4
		Runs=2	Total laps=17	Full laps=14	Valid laps=6		2	1'45.564	34.341	16.735	29.884	24.604	208.8	
1	2'32.265	37.421	16.813	30.859	25.485	211.7	3	1'45.096 *	34.108	16.661	29.892*	24.435	208.8	
2	1'45.303 *	34.238	16.590*	29.907*	24.568	210.3	4	1'44.650	33.925	16.597	29.753	24.375	209.5	
3	1'44.874 *	33.991	16.681	29.778*	24.424*	211.7	5	1'44.784 *	33.758	16.639	30.022*	24.365	209.5	
4	1'44.325 *	34.037	16.494	29.780	24.014*	213.2	6	1'43.942	33.685	16.510	29.568	24.179	211.0	
5	1'43.644 *	33.88*	16.346	29.434	23.979*	212.1	7	1'56.711 P	36.823	16.839	30.369	32.680	205.0	
6	1'43.744	33.769	16.432	29.404	24.139	209.9	8	5'13.054	31.660	16.735	29.852	24.462	209.2	
7	1'44.290	33.796	16.522	29.732	24.240	209.9	9	1'45.027	34.147	16.768	29.776	24.336	208.1	
8	1'43.690	33.700	16.479	29.483	24.028	209.5	10	1'43.921	33.755	16.636	29.582	23.948	210.6	
9	1'53.015	41.726	16.632	29.852	24.805	209.2	11	1'50.035 P	33.488	16.325	29.682	30.540	212.5	
10	1'53.143 P	34.038	16.421	29.589	33.095	209.9	12	6'10.245	31.752	16.453	29.440	24.077	210.3	
11	7'49.316 *	31.318	16.570	29.792*	24.213	209.9	13	1'50.196	40.447	16.313	29.171	24.265	212.8	
12	1'43.685	33.704	16.363	29.606	24.012	211.0	14	2'24.475 *	33.501	16.147	29.241	1'05.586*	218.5	
13	1'43.352	33.693	16.336	29.386	23.937	209.9	15	2'12.435 P	45.69*	19.515	33.400	33.823	186.0	
14	1'44.337 *	34.028	16.446	29.736*	24.127	209.9								
15	1'44.274 *	33.870	16.509	29.690*	24.205*	208.8								
16	1'44.065 *	33.848	16.429*	29.748*	24.040	209.2								
17	1'43.737 *	33.85*	16.362	29.509	24.013	210.3								
22nd	7	Filippo FARIOLI				Red Bull KTM Tech3	ITA	1	2'00.594 *	31.303	16.999	31.491	24.496*	210.6
		Runs=2	Total laps=14	Full laps=11	Valid laps=6		2	1'46.414 *	34.30*	16.722	30.561	24.830	209.9	
1	2'00.594 *	31.303	16.999	31.491	24.496*	210.6	3	1'49.674 *	37.48*	17.263	30.244*	24.684		
2	1'46.414 *	34.30*	16.722	30.561	24.830	209.9	4	1'46.073	34.564	16.688	30.172	24.649	209.2	
3	1'49.674 *	37.48*	17.263	30.244*	24.684									
4	1'46.073	34.564	16.688	30.172	24.649	209.2								
25th	63	Syarifuddin AZMAN				MT Helmets - MSI	MAL	1	2'00.594 *	31.303	16.999	31.491	24.496*	210.6
		Runs=3	Total laps=14	Full laps=9	Valid laps=5		2	1'46.414 *	34.30*	16.722	30.561	24.830	209.9	
1	2'00.594 *	31.303	16.999	31.491	24.496*	210.6	3	1'49.674 *	37.48*	17.263	30.244*	24.684		
2	1'46.414 *	34.30*	16.722	30.561	24.830	209.9	4	1'46.073	34.564	16.688	30.172	24.649	209.2	
3	1'49.674 *	37.48*	17.263	30.244*	24.684									
4	1'46.073	34.564	16.688	30.172	24.649	209.2								

Fastest Lap: Jaume MASIA Leopard Racing SPA **1'41.579** 33.167 15.992 28.856 23.564

These data/results cannot be reproduced, stored and/or transmitted in whole or in part by any manner of electronic, mechanical, photocopying, recording, broadcasting or otherwise now known or herein after developed without the previous express consent by the copyright owner, except for reproduction in daily press and regular printed publications on sale to the public within 60 days of the event related to those data/results and always provided that copyright symbol appears together as follows below.
© DORNA, 2023

Practice Nr. 2

Moto3

Lap	Lap Time	T1	T2	T3	T4	Speed	Lap	Lap Time	T1	T2	T3	T4	Speed
5	1'45.943	34.463	16.615	30.291	24.574	210.6							
6	1'53.719 P	34.407	16.729	30.461	32.122	209.9							
7	6'44.694 *	30.936	16.758	30.200*	24.661	208.8							
8	1'45.500	34.381	16.602	30.148	24.369	211.3							
9	1'55.115 P	34.382	17.141	31.279	32.313	211.0							
10	7'45.570 *	32.709	16.593	29.793*	24.542	209.9							
11	1'49.026	34.436	16.674	32.990	24.926	211.0							
12	1'44.164	34.129	16.315	29.649	24.071	212.1							
13	1'44.658 *	33.804	16.566	30.037	24.251*	212.1							
14	1'43.963 *	33.86*	16.333	29.674	24.093	212.8							

26th 22 Ana CARRASCO BOE Motorsports SPA
Runs=2 Total laps=16 Full laps=13 Valid laps=12

1	2'01.207	31.765	16.717	30.108	24.742	211.7							
2	1'45.619	34.391	16.498	30.167	24.563	209.9							
3	1'46.086	34.548	16.801	29.899	24.838	207.1							
4	1'47.670	34.411	16.915	31.696	24.648	208.5							
5	1'44.803	34.135	16.574	29.648	24.446	209.9							
6	1'50.208	34.098	16.704	31.863	27.543	208.5							
7	2'04.487	44.702	18.720	33.747	27.318	187.1							
8	1'46.839	34.502	17.547	30.101	24.689	191.5							
9	1'46.127	34.571	17.054	29.982	24.520	207.1							
10	1'54.811 P	34.976	16.925	30.142	32.768	206.4							
11	7'56.450	31.627	16.645	29.908	28.675	209.2							
12	1'44.556	33.961	16.512	29.787	24.296	209.9							
13	1'59.890	39.561	20.708	35.152	24.469	155.5							
14	2'11.858	54.078	20.640	31.278	25.862	151.1							
15	1'44.304 *	33.95*	16.460	29.740	24.154	208.8							
16	1'44.765	33.826	16.505	29.874	24.560	212.5							

27th 64 Mario AJI Honda Team Asia INA
Runs=2 Total laps=16 Full laps=13 Valid laps=6

1	2'33.339	32.389	17.525	30.599	24.429	194.9							
2	1'44.685 *	33.850	16.613*	29.712*	24.510	209.2							
3	1'44.992 *	34.345	16.424	29.475	24.748*	210.3							
4	1'47.925 *	35.36*	17.188	29.828	25.546	197.4							
5	1'45.491	34.132	16.711	29.943	24.705	205.3							
6	1'47.110 *	34.87*	17.031	30.212	24.989	202.6							
7	1'46.739	35.073	17.113	30.297	24.256	201.9							
8	1'45.067	34.161	16.802	29.798	24.306	205.0							
9	1'58.906 P	38.506	17.344	30.418	32.638	201.9							
10	7'54.751 *	36.603	17.568	30.864	28.710*	200.3							
11	1'44.944 *	34.17*	16.704	29.659	24.402	206.0							
12	1'48.391 *	35.11*	16.963	31.639	24.670	202.6							
13	1'45.485	34.235	16.800	29.819	24.631	203.6							
14	1'45.454 *	34.268	16.755	29.838*	24.593	204.3							
15	2'10.988	57.731	17.619	31.099	24.539	200.0							
16	1'45.313	34.140	16.769	29.875	24.529	204.6							

28th 10 Diogo MOREIRA MT Helmets - MSI BRA
Runs=2 Total laps=2 Full laps=0 Valid laps=2

1	1'59.898	31.766	16.439	29.891	24.256	211.3							
unfinished		33.821	16.381			210.3							
2	1'41.191	31.320	16.488	29.381	24.002	209.9							
unfinished		33.788	16.409			209.5							

Fastest Lap: Jaume MASIA Leopard Racing SPA **1'41.579** 33.167 15.992 28.856 23.564

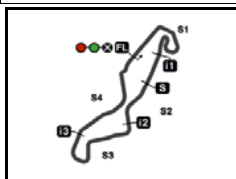
These data/results cannot be reproduced, stored and/or transmitted in whole or in part by any manner of electronic, mechanical, photocopying, recording, broadcasting or otherwise now known or herein after developed without the previous express consent by the copyright owner, except for reproduction in daily press and regular printed publications on sale to the public within 60 days of the event related to those data/results and always provided that copyright symbol appears together as follows below.
© DORNA, 2023

Official MotoGP Timing by TISSOT
www.motogp.com

Assen, Friday, June 23, 2023

Page 5 of 5





4542 m.

MOTUL TT ASSEN

Practice Nr. 2

Best Partial Times

Moto3™

IT Ideal Lap Time, sum of the best partial times

BT Best Lap Time

T1		T2		T3		T4				IT	BT	
Pos	Rider	Time	Rider	Time	Rider	Time	Rider	Time	Pos	Rider	IT	BT
1	J.MASIA	33.167	J.MASIA	15.992	R.FENATI	28.790	J.MASIA	23.448	1	J.MASIA	1'41.463	1'41.579 (1)
2	R.FENATI	33.199	A.FERNANDEZ	16.038	J.MASIA	28.856	D.MUÑOZ	23.520	2	R.FENATI	1'41.633	1'41.982 (2)
3	D.HOLGADO	33.256	A.SASAKI	16.052	D.ALONSO	28.918	R.FENATI	23.541	3	D.MUÑOZ	1'41.932	1'42.002 (3)
4	D.MUÑOZ	33.267	D.ALONSO	16.054	D.ÖNCÜ	29.010	D.ALONSO	23.569	4	D.ALONSO	1'41.979	1'42.200 (4)
5	A.FERNANDEZ	33.410	J.KELSO	16.065	J.RUEDA	29.014	A.SASAKI	23.594	5	D.ÖNCÜ	1'42.269	1'42.815 (11)
6	K.TOBA	33.411	D.HOLGADO	16.071	J.KELSO	29.049	D.ÖNCÜ	23.635	6	D.HOLGADO	1'42.331	1'42.331 (5)
7	D.ALONSO	33.438	C.VEIJER	16.078	D.MUÑOZ	29.063	S.NEPA	23.680	7	J.KELSO	1'42.338	1'43.289 (19)
8	J.KELSO	33.446	D.MUÑOZ	16.082	S.NEPA	29.102	K.TOBA	23.683	8	A.FERNANDEZ	1'42.410	1'42.556 (6)
9	S.NEPA	33.468	D.ÖNCÜ	16.083	K.TOBA	29.116	D.SALVADOR	23.696	9	K.TOBA	1'42.416	1'42.609 (7)
10	R.YAMANAKA	33.480	R.FENATI	16.103	R.ROSSI	29.146	C.VEIJER	23.715	10	S.NEPA	1'42.482	1'42.630 (8)
11	I.ORTOLÁ	33.488	I.ORTOLÁ	16.147	M.BERTELLE	29.158	A.FERNANDEZ	23.731	11	C.VEIJER	1'42.623	1'42.746 (10)
12	M.BERTELLE	33.520	D.SALVADOR	16.190	J.WHATLEY	29.168	A.MIGNO	23.738	12	A.SASAKI	1'42.646	1'42.913 (13)
13	J.WHATLEY	33.540	K.TOBA	16.206	I.ORTOLÁ	29.171	D.HOLGADO	23.765	13	J.RUEDA	1'42.652	1'42.652 (9)
14	D.ÖNCÜ	33.541	J.WHATLEY	16.218	C.VEIJER	29.229	J.KELSO	23.778	14	I.ORTOLÁ	1'42.754	1'43.921 (24)
15	S.OGDEN	33.546	S.NEPA	16.232	A.FERNANDEZ	29.231	J.RUEDA	23.780	15	J.WHATLEY	1'42.766	1'43.192 (17)
16	C.VEIJER	33.601	R.YAMANAKA	16.233	A.MIGNO	29.234	F.FARIOLI	23.827	16	D.SALVADOR	1'42.796	1'43.123 (16)
17	A.SASAKI	33.620	J.RUEDA	16.235	S.OGDEN	29.236	J.WHATLEY	23.840	17	M.BERTELLE	1'42.894	1'42.952 (14)
18	J.RUEDA	33.623	M.BERTELLE	16.244	D.HOLGADO	29.239	T.FURUSATO	23.937	18	A.MIGNO	1'42.898	1'42.898 (12)
19	R.ROSSI	33.628	A.MIGNO	16.266	D.SALVADOR	29.260	S.OGDEN	23.946	19	S.OGDEN	1'42.996	1'43.031 (15)
20	D.SALVADOR	33.650	S.OGDEN	16.268	R.YAMANAKA	29.352	I.ORTOLÁ	23.948	20	R.YAMANAKA	1'43.108	1'43.209 (18)
21	A.MIGNO	33.660	S.AZMAN	16.315	A.SASAKI	29.380	M.BERTELLE	23.972	21	R.ROSSI	1'43.274	1'43.325 (20)
22	F.FARIOLI	33.669	F.FARIOLI	16.326	D.MOREIRA	29.381	D.MOREIRA	24.002	22	T.FURUSATO	1'43.352	1'43.352 (21)
23	T.FURUSATO	33.693	X.ARTIGAS	16.336	T.FURUSATO	29.386	R.ROSSI	24.027	23	F.FARIOLI	1'43.359	1'43.682 (22)
24	X.ARTIGAS	33.772	T.FURUSATO	16.336	X.ARTIGAS	29.451	R.YAMANAKA	24.043	24	X.ARTIGAS	1'43.607	1'43.920 (23)


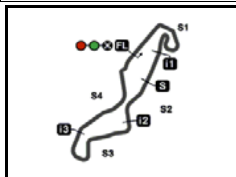
These data/results cannot be reproduced, stored and/or transmitted in whole or in part by any manner of electronic, mechanical, photocopying, recording, broadcasting or otherwise now known or herein after developed without the previous express consent by the copyright owner, except for reproduction in daily press and regular printed publications on sale to the public within 60 days of the event related to those data/results and always provided that copyright symbol appears together as follows below.

© DORNA, 2023

Official MotoGP Timing by TISSOT
www.motogp.com



TT Circuit Assen

Results and timing service provided by  TISSOT

4542 m.

MOTUL TT ASSEN

Practice Nr. 2

Best Partial Times

Moto3™

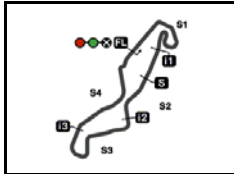
IT Ideal Lap Time, sum of the best partial times*BT* Best Lap Time

T1		T2		T3		T4				<i>IT</i>	<i>BT</i>	
<i>Pos</i>	<i>Rider</i>	<i>Time</i>	<i>Rider</i>	<i>Time</i>	<i>Rider</i>	<i>Time</i>	<i>Rider</i>	<i>Time</i>	<i>Pos</i>	<i>Rider</i>		
25	D.MOREIRA	33.788	D.MOREIRA	16.381	M.AJI	29.475	X.ARTIGAS	24.048	25	S.AZMAN	1'43.839	1'44.164 (25)
26	S.AZMAN	33.804	M.AJI	16.424	F.FARIOLI	29.537	S.AZMAN	24.071	26	M.AJI	1'44.005	1'45.067 (27)
27	A.CARRASCO	33.826	A.CARRASCO	16.460	A.CARRASCO	29.648	A.CARRASCO	24.154	27	A.CARRASCO	1'44.088	1'44.556 (26)
28	M.AJI	33.850	R.ROSSI	16.473	S.AZMAN	29.649	M.AJI	24.256	-1	D.MOREIRA		(-1)

These data/results cannot be reproduced, stored and/or transmitted in whole or in part by any manner of electronic, mechanical, photocopying, recording, broadcasting or otherwise now known or herein after developed without the previous express consent by the copyright owner, except for reproduction in daily press and regular printed publications on sale to the public within 60 days of the event related to those data/results and always provided that copyright symbol appears together as follows below.
© DORNA, 2023

Official MotoGP Timing by **TISSOT**
www.motogp.com






4542 m.

MOTUL TT ASSEN

Practice Nr. 2

Fastest Laps Sequence

<i>Practice Time</i>	 <i>Rider</i>	<i>Nation</i>	<i>Motorcycle</i>	<i>Time</i>	<i>Km/h</i>	<i>Rider's Lap</i>
3'36.511	48 Ivan ORTOLÁ	SPA	KTM	1'45.564	154.8	2
3'39.533	96 Daniel HOLGADO	SPA	KTM	1'43.653	157.7	2
3'39.724	31 Adrian FERNANDEZ	SPA	HONDA	1'43.596	157.8	2
8'06.102	71 Ayumu SASAKI	JPN	HUSQVARNA	1'43.524	157.9	4
8'24.917	53 Deniz ÖNCÜ	TUR	KTM	1'43.138	158.5	4
11'11.137	55 Romano FENATI	ITA	HONDA	1'43.070	158.6	6
11'15.706	18 Matteo BERTELLE	ITA	HONDA	1'42.952	158.8	6
11'29.174	82 Stefano NEPA	ITA	KTM	1'42.777	159.0	6
14'54.977	82 Stefano NEPA	ITA	KTM	1'42.630	159.3	8
21'13.471	55 Romano FENATI	ITA	HONDA	1'42.419	159.6	9
32'41.837	44 David MUÑOZ	SPA	KTM	1'42.002	160.3	12
32'44.343	55 Romano FENATI	ITA	HONDA	1'41.982	160.3	14
32'47.222	5 Jaume MASIA	SPA	HONDA	1'41.692	160.7	14
34'28.801	5 Jaume MASIA	SPA	HONDA	1'41.579	160.9	15

These data/results cannot be reproduced, stored and/or transmitted in whole or in part by any manner of electronic, mechanical, photocopying, recording, broadcasting or otherwise now known or herein after developed without the previous express consent by the copyright owner, except for reproduction in daily press and regular printed publications on sale to the public within 60 days of the event related to those data/results and always provided that copyright symbol appears together as follows below.

© DORNA, 2023

Official MotoGP Timing by TISSOT
www.motogp.com

Assen, Friday, June 23, 2023

