


5900 m.

MONSTER ENERGY BRITISH GRAND PRIX

Tissot Sprint

Classification after 10 laps = 59 km

29

Pos		Rider	Nation	Team	Motorcycle	Total Time	Km/h	Gap
1	12	73 Alex MARQUEZ	SPA	Gresini Racing MotoGP	DUCATI	21'52.317	161.8	
2	9	72 Marco BEZZECCHI	ITA	Mooney VR46 Racing Team	DUCATI	21'52.683	161.8	0.366
3	7	12 Maverick VIÑALES	SPA	Aprilia Racing	APRILIA	21'55.691	161.4	3.374
4	6	5 Johann ZARCO	FRA	Prima Pramac Racing	DUCATI	21'57.988	161.1	5.671
5	5	41 Aleix ESPARGARO	SPA	Aprilia Racing	APRILIA	21'58.385	161.1	6.068
6	4	89 Jorge MARTIN	SPA	Prima Pramac Racing	DUCATI	21'59.611	160.9	7.294
7	3	43 Jack MILLER	AUS	Red Bull KTM Factory Racing	KTM	22'01.732	160.6	9.415
8	2	37 Augusto FERNANDEZ	SPA	GASGAS Factory Racing Tech3	KTM	22'02.167	160.6	9.850
9	1	33 Brad BINDER	RSA	Red Bull KTM Factory Racing	KTM	22'02.752	160.5	10.435
10		88 Miguel OLIVEIRA	POR	CryptoDATA RNF MotoGP Team	APRILIA	22'03.564	160.4	11.247
11		10 Luca MARINI	ITA	Mooney VR46 Racing Team	DUCATI	22'09.682	159.7	17.365
12		49 Fabio DI GIANNANTONIO	ITA	Gresini Racing MotoGP	DUCATI	22'12.380	159.4	20.063
13		23 Enea BASTIANINI	ITA	Ducati Lenovo Team	DUCATI	22'16.669	158.9	24.352
14		1 Francesco BAGNAIA	ITA	Ducati Lenovo Team	DUCATI	22'17.844	158.7	25.527
15		21 Franco MORBIDELLI	ITA	Monster Energy Yamaha MotoGP	YAMAHA	22'19.508	158.5	27.191
16		44 Pol ESPARGARO	SPA	GASGAS Factory Racing Tech3	KTM	22'20.010	158.5	27.693
17		36 Joan MIR	SPA	Repsol Honda Team	HONDA	22'21.379	158.3	29.062
18		93 Marc MARQUEZ	SPA	Repsol Honda Team	HONDA	22'21.643	158.3	29.326
19		25 Raul FERNANDEZ	SPA	CryptoDATA RNF MotoGP Team	APRILIA	22'21.944	158.2	29.627
20		30 Takaaki NAKAGAMI	JPN	LCR Honda IDEMITSU	HONDA	22'22.226	158.2	29.909
21		20 Fabio QUARTARARO	FRA	Monster Energy Yamaha MotoGP	YAMAHA	22'22.643	158.1	30.326
22		27 Iker LECUONA	SPA	LCR Honda CASTROL	HONDA	22'39.991	156.1	47.674

Race condition: Wet

Air: 16°

Humidity: 71%

Ground: 21°

Pole Position:

Marco BEZZECCHI

2'15.359 156.9 Km/h

Fastest Lap:

Lap 3 Alex MARQUEZ

2'10.415 162.8 Km/h

Best Race Lap:

2022 Alex RINS

1'59.346 177.9 Km/h

All Time Lap Record:

2022 Johann ZARCO

1'57.767 180.3 Km/h

14:45'00

14:55'00

15:00'00

15:03'00

15:03'58

15:23'34 Pol ESPARGARO

SIGHTING LAP START

Race declared wet

WARM UP LAP START

RACE START

No jump starts

track limits warning

The results are provisional until the end of the limit for protest and appeals.

Time limit for protest expires 30' after publication of the results - Time:

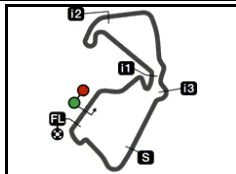
These data/results cannot be reproduced, stored and/or transmitted in whole or in part by any manner of electronic, mechanical, photocopying, recording, broadcasting or otherwise now known or herein after developed without the previous express consent by the copyright owner, except for reproduction in daily press and regular printed publications on sale to the public within 60 days of the event related to those data/results and always provided that copyright symbol appears together as follows below.

© DORNA, 2023

Official MotoGP Timing by TISSOT
www.motogp.com

Silverstone, Saturday, August 05, 2023





5900 m.

MONSTER ENERGY BRITISH GRAND PRIX

After the Tissot Sprint

World Championship Classification

MotoGP™

30

Rider	Points	Leader	Prev	POR	ARG	AME	SPA	FRA	ITA	GER	NED	GBR	AUT	CAT	RSM	IND	JPN	INA	AUS	THA	MAL	QAT	VAL	
1 BAGNAIA Francesco [ITA]	194			37 12 25	4 4 0	12 12 -	34 9 25	7 7 -	37 12 25	29 9 20	34 9 25	0 0												
2 BEZZECCHI Marco [ITA]	167	27	27	16 - 16	34 9 25	14 4 10	1 1 -	28 3 25	17 9 8	16 3 13	32 12 20	9 9												
3 MARTIN Jorge [SPA]	163	31	4	9 9 -	13 2 11	7 7 -	19 6 13	32 12 20	27 7 20	37 12 25	15 4 11	4 4												
4 ZARCO Johann [FRA]	115	79	48	15 2 13	20 0 20	9 0 9	2 2 -	20 4 16	22 6 16	21 5 16	0 0 -	6 6												
5 BINDER Brad [RSA]	115	79	0	10 0 10	12 12 0	8 5 3	32 12 20	19 9 10	11 0 11	4 4 -	18 5 13	1 1												
6 MARINI Luca [ITA]	98	96	17	- - -	15 7 8	23 3 20	10 0 10	6 6 -	18 5 13	17 6 11	9 0 9	0 0												
7 ESPARGARO Aleix [SPA]	82	112	16	11 4 7	1 - 1	6 6 -	11 - 11	13 2 11	12 2 10	1 1 0	22 6 16	5 5												
8 MILLER Jack [AUS]	82	112	0	15 6 9	10 0 10	1 1 -	23 7 16	- - -	13 4 9	17 7 10	0 0 -	3 3												
9 MARQUEZ Alex [SPA]	75	119	7	12 1 11	21 5 16	- - -	8 - 8	0 0 -	- - -	11 2 9	11 1 10	12 12												
10 QUARTARARO Fabio [FRA]	64	130	11	8 0 8	10 1 9	16 0 16	6 0 6	9 - 9	5 0 5	3 0 3	7 7 -	0 0												
11 VIÑALES Maverick [SPA]	63	131	1	25 5 20	7 3 4	13 0 13	3 3 -	1 1 -	4 0 4	- - -	3 3 -	7 7												
12 MORBIDELLI Franco [ITA]	57	137	6	2 0 2	19 6 13	8 0 8	5 0 5	6 0 6	6 0 6	4 0 4	7 0 7	0 0												

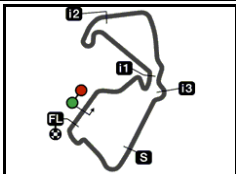
These data/results cannot be reproduced, stored and/or transmitted in whole or in part by any manner of electronic, mechanical, photocopying, recording, broadcasting or otherwise now known or herein after developed without the previous express consent by the copyright owner, except for reproduction in daily press and regular printed publications on sale to the public within 60 days of the event related to those data/results and always provided that copyright symbol appears together as follows below.

© DORNA, 2023

Official MotoGP Timing by TISSOT
www.motogp.com



Silverstone Circuit



5900 m.

Results and timing service provided by TISSOT

MONSTER ENERGY BRITISH GRAND PRIX*After the Tissot Sprint***World Championship Classification****MotoGP™****30**

Rider	Points	Leader	Prev	POR	ARG	AME	SPA	FRA	ITA	GER	NED	GBR	AUT	CAT	RSM	IND	JPN	INA	AUS	THA	MAL	QAT	VAL
13 RINS Alex [SPA]	47	147	10	6 0 6	7 0 7	34 9 25	0 0 -	0 0 -	- - -	- - -	- - -	- - -											
14 FERNANDEZ Augusto [SPA]	44	150	3	3 - 3	5 0 5	6 0 6	3 0 3	13 - 13	1 0 1	5 0 5	6 0 6	2 2											
15 DI GIANNANTONIO Fabio [ITA]	34	160	10	0 0 -	6 0 6	7 0 7	4 0 4	8 0 8	2 0 2	7 0 7	- - -	0 0											
16 NAKAGAMI Takaaki [JPN]	34	160	0	4 0 4	3 0 3	0 0 -	7 - 7	7 0 7	3 0 3	2 0 2	8 0 8	0 0											
17 OLIVEIRA Miguel [POR]	27	167	7	3 3 -	- - -	13 2 11	5 5 -	- - -	0 0 -	6 0 6	0 0 -	0 0											
18 BASTIANINI Enea [ITA]	18	176	9	- - -	- - -	- - -	- - -	- - -	8 1 7	8 0 8	2 2 -	0 0											
19 MARQUEZ Marc [SPA]	15	179	3	7 7 -	- - -	- - -	- - -	5 5 -	3 3 -	0 0 -	0 0 -	0 0											
20 PEDROSA Dani [SPA]	13	181	2	- - -	- - -	- - -	13 4 9	- - -	- - -	- - -	- - -	- - -											
21 SAVADORI Lorenzo [ITA]	9	185	4	- - -	- - -	- - -	- - -	4 0 4	0 0 0	- - -	5 0 5	- -											
22 FOLGER Jonas [GER]	9	185	0	- - -	- - -	4 0 4	0 0 0	3 - 3	0 0 0	0 - 0	2 0 2	- -											
23 FERNANDEZ Raul [SPA]	8	186	1	0 0 -	2 0 2	0 0 -	1 0 1	- - -	0 0 0	1 0 1	4 0 4	0 0											
24 PIRRO Michele [ITA]	5	189	3	- - -	- - -	5 - 5	- - -	- - -	0 0 0	- - -	- - -	- -											

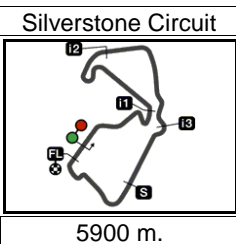
These data/results cannot be reproduced, stored and/or transmitted in whole or in part by any manner of electronic, mechanical, photocopying, recording, broadcasting or otherwise now known or herein after developed without the previous express consent by the copyright owner, except for reproduction in daily press and regular printed publications on sale to the public within 60 days of the event related to those data/results and always provided that copyright symbol appears together as follows below.
© DORNA, 2023

Official MotoGP Timing by TISSOT
www.motogp.com

Silverstone, Saturday, August 05, 2023

Page 2 of 4





Results and timing service provided by **TISSOT**

MotoGP™

MONSTER ENERGY BRITISH GRAND PRIX

After the Tissot Sprint

World Championship Classification

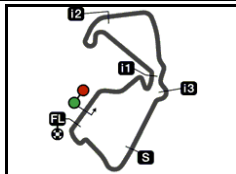
30

Rider	Points	Leader	Prev	POR	ARG	AME	SPA	FRA	ITA	GER	NED	GBR	AUT	CAT	RSM	IND	JPN	INA	AUS	THA	MAL	QAT	VAL
25 MIR Joan [SPA]	5	189	0	5 - 5	- -	0 0	- -	0 0	- -	- -	- -	0 0											
26 PETRUCCI Danilo [ITA]	5	189	0	- -	- -	- -	- 0	5 0	- 5	- -	- -	- -											
27 BRADL Stefan [GER]	5	189	0	- -	- -	0 0	2 0	- 2	- -	- -	3 0	- 3											
28 LECUONA Iker [SPA]	0	194	5	- -	- -	- -	0 0	- 0	- -	- -	0 0	0 0											
29 ESPARGARO Pol [SPA]	0	194	0	- -	- -	- -	- -	- -	- -	- -	- -	0 0											

These data/results cannot be reproduced, stored and/or transmitted in whole or in part by any manner of electronic, mechanical, photocopying, recording, broadcasting or otherwise now known or herein after developed without the previous express consent by the copyright owner, except for reproduction in daily press and regular printed publications on sale to the public within 60 days of the event related to those data/results and always provided that copyright symbol appears together as follows below.
© DORNA, 2023

Official MotoGP Timing by **TISSOT**
www.motogp.com





5900 m.

MONSTER ENERGY BRITISH GRAND PRIX*After the Tissot Sprint***World Championship Classification****MotoGP™****30**

Constructor	<i>Points</i>	<i>Leader</i>	<i>Previous</i>	POR	ARG	AME	SPA	FRA	ITA	GER	NED	GBR	<i>AUT</i>	<i>CAT</i>	<i>RSM</i>	<i>IND</i>	<i>JPN</i>	<i>INA</i>	<i>AUS</i>	<i>THA</i>	<i>MAL</i>	<i>QAT</i>	<i>VAL</i>
1 DUCATI	297			37	34	32	34	37	37	37	37	12											
2 KTM	156	141	141	16	22	11	32	22	15	17	18	3											
3 APRILIA	128	169	28	25	7	19	16	13	12	7	22	7											
4 HONDA	89	208	39	13	7	34	7	12	6	2	8	-											
5 YAMAHA	82	215	7	8	19	16	6	9	6	4	14	-											

Team	<i>Points</i>	<i>Leader</i>	<i>Previous</i>	POR	ARG	AME	SPA	FRA	ITA	GER	NED	GBR	<i>AUT</i>	<i>CAT</i>	<i>RSM</i>	<i>IND</i>	<i>JPN</i>	<i>INA</i>	<i>AUS</i>	<i>THA</i>	<i>MAL</i>	<i>QAT</i>	<i>VAL</i>
1 PRIMA PRAMAC RACING	278			24	33	16	21	52	49	58	15	10											
2 MOONEY VR46 RACING TEAM	265	13	13	16	49	37	11	34	35	33	41	9											
3 DUCATI LENOVO TEAM	222	56	43	37	4	17	34	12	45	37	36	-											
4 RED BULL KTM FACTORY RACING	197	81	25	25	22	9	55	19	24	21	18	4											
5 APRILIA RACING	145	133	52	36	8	19	14	14	16	1	25	12											
6 MONSTER ENERGY YAMAHA MOTOGP	121	157	24	10	29	24	11	15	11	7	14	-											
7 GRESINI RACING MOTOGP	109	169	12	12	27	7	12	8	2	18	11	12											
8 LCR HONDA	84	194	25	10	10	34	7	7	3	2	11	-											
9 GASGAS FACTORY RACING TECH3	53	225	31	3	5	10	3	16	1	5	8	2											
10 CRYPTODATA RNF MOTOGP TEAM	39	239	14	3	2	13	6	4	-	7	4	-											
11 REPSOL HONDA TEAM	20	258	19	12	-	-	-	5	3	-	-	-											

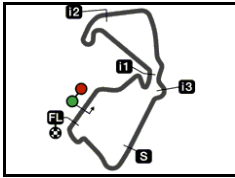
These data/results cannot be reproduced, stored and/or transmitted in whole or in part by any manner of electronic, mechanical, photocopying, recording, broadcasting or otherwise now known or herein after developed without the previous express consent by the copyright owner, except for reproduction in daily press and regular printed publications on sale to the public within 60 days of the event related to those data/results and always provided that copyright symbol appears together as follows below.
© DORNA, 2023

Official MotoGP Timing by **TISSOT**
www.motogp.com

Silverstone, Saturday, August 05, 2023

Page 4 of 4





5900 m.

MONSTER ENERGY BRITISH GRAND PRIX

Tissot Sprint

Lap Chart

31

Pos
Grid



1	89	43	72	73	37	12	41	10	33	5	44	1	93	23	21	36	49	25	88	27	30	20
2	73	72	43	89	12	41	37	33	5	10	44	1	93	23	21	88	49	25	36	30	27	20
3	73	72	43	12	89	41	37	5	33	10	1	88	44	23	93	49	25	21	36	30	20	27
4	73	72	43	12	41	89	5	37	33	10	1	88	49	44	23	25	93	21	36	30	20	27
5	73	72	12	43	41	89	5	37	33	10	88	1	49	23	25	44	21	93	36	30	20	27
6	73	72	12	41	43	5	89	37	33	10	88	1	49	23	25	44	21	93	36	30	20	27
7	73	72	12	41	5	89	43	37	33	10	88	1	49	23	25	44	21	36	93	30	20	27
8	73	72	12	41	5	89	43	37	33	88	10	49	1	23	25	21	44	36	93	30	20	27
9	73	72	12	41	5	89	43	37	33	88	10	49	23	1	21	25	44	36	93	30	20	27
10	73	72	12	5	41	89	43	37	33	88	10	49	23	1	21	44	36	93	25	30	20	27

L
a
p
s



Winner



Lapped rider

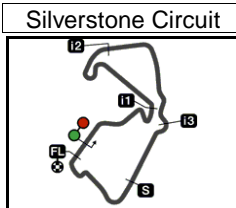
These data/results cannot be reproduced, stored and/or transmitted in whole or in part by any manner of electronic, mechanical, photocopying, recording, broadcasting or otherwise now known or herein after developed without the previous express consent by the copyright owner, except for reproduction in daily press and regular printed publications on sale to the public within 60 days of the event related to those data/results and always provided that copyright symbol appears together as follows below.

© DORNA, 2023

Official MotoGP Timing by **TISSOT**
www.motogp.com

Silverstone, Saturday, August 05, 2023






5900 m.

MONSTER ENERGY BRITISH GRAND PRIX

Tissot Sprint

Fastest Lap of Each Rider

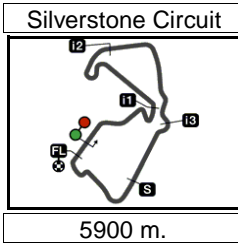
32

	Rider	Nation	Team	Motorcycle	Time	Lap Total	Gap
1	73 Alex MARQUEZ	SPA	Gresini Racing MotoGP	DUCATI	2'10.415	3 10	
2	72 Marco BEZZECCHI	ITA	Mooney VR46 Racing Team	DUCATI	2'10.453	9 10	0.038 0.038
3	5 Johann ZARCO	FRA	Prima Pramac Racing	DUCATI	2'10.735	8 10	0.320 0.282
4	88 Miguel OLIVEIRA	POR	CryptoDATA RNF MotoGP Team	APRILIA	2'10.752	9 10	0.337 0.017
5	12 Maverick VIÑALES	SPA	Aprilia Racing	APRILIA	2'10.839	8 10	0.424 0.087
6	43 Jack MILLER	AUS	Red Bull KTM Factory Racing	KTM	2'10.986	3 10	0.571 0.147
7	89 Jorge MARTIN	SPA	Prima Pramac Racing	DUCATI	2'11.142	10 10	0.727 0.156
8	41 Aleix ESPARGARO	SPA	Aprilia Racing	APRILIA	2'11.208	5 10	0.793 0.066
9	33 Brad BINDER	RSA	Red Bull KTM Factory Racing	KTM	2'11.481	10 10	1.066 0.273
10	37 Augusto FERNANDEZ	SPA	GASGAS Factory Racing Tech3	KTM	2'11.555	9 10	1.140 0.074
11	10 Luca MARINI	ITA	Mooney VR46 Racing Team	DUCATI	2'12.107	3 10	1.692 0.552
12	49 Fabio DI GIANNANTONIO	ITA	Gresini Racing MotoGP	DUCATI	2'12.241	9 10	1.826 0.134
13	1 Francesco BAGNAIA	ITA	Ducati Lenovo Team	DUCATI	2'12.607	3 10	2.192 0.366
14	23 Enea BASTIANINI	ITA	Ducati Lenovo Team	DUCATI	2'12.656	7 10	2.241 0.049
15	20 Fabio QUARTARARO	FRA	Monster Energy Yamaha MotoGP	YAMAHA	2'12.901	9 10	2.486 0.245
16	25 Raul FERNANDEZ	SPA	CryptoDATA RNF MotoGP Team	APRILIA	2'12.916	3 10	2.501 0.015
17	30 Takaaki NAKAGAMI	JPN	LCR Honda IDEMITSU	HONDA	2'12.966	9 10	2.551 0.050
18	44 Pol ESPARGARO	SPA	GASGAS Factory Racing Tech3	KTM	2'13.004	10 10	2.589 0.038
19	36 Joan MIR	SPA	Repsol Honda Team	HONDA	2'13.079	9 10	2.664 0.075
20	21 Franco MORBIDELLI	ITA	Monster Energy Yamaha MotoGP	YAMAHA	2'13.127	7 10	2.712 0.048
21	93 Marc MARQUEZ	SPA	Repsol Honda Team	HONDA	2'13.147	9 10	2.732 0.020
22	27 Iker LECUONA	SPA	LCR Honda CASTROL	HONDA	2'15.007	6 10	4.592 1.860

These data/results cannot be reproduced, stored and/or transmitted in whole or in part by any manner of electronic, mechanical, photocopying, recording, broadcasting or otherwise now known or herein after developed without the previous express consent by the copyright owner, except for reproduction in daily press and regular printed publications on sale to the public within 60 days of the event related to those data/results and always provided that copyright symbol appears together as follows below.

© DORNA, 2023





Results and timing service provided by **TISSOT**

MotoGP™

MONSTER ENERGY BRITISH GRAND PRIX

Tissot Sprint

Chronological Analysis of Performances

34

* Lap / Sector time cancelled T1 Time from finish line to 1st intermediate T3 Time from 2nd intermed. to 3rd intermed.
P Crossing the finish line in pit lane T2 Time from 1st intermed. to 2nd intermed. T4 Time from 3rd intermediate to finish line
**Tyre data subject to further updates

Lap	Lap Time	T1	T2	T3	T4	Speed	Lap	Lap Time	T1	T2	T3	T4	Speed	
1st	73	Alex MARQUEZ DUCATI SPA						10	2'11.724	30.144	33.430	25.895	42.255	304.2
		Gresini Racing MotoGP												
		Runs=1 Total laps=10		Full laps=9 Valid laps=9										
Run #	1	Front Tyre	Wet-Medium	Rear Tyre	Wet-Medium		Run #	1	Front Tyre	Wet-Medium	Rear Tyre	Wet-Medium		
		New Tyre		New Tyre					New Tyre		New Tyre			
1	2'14.782	32.193	33.727	26.259	42.603	298.3	1	2'16.574	33.144	33.917	26.335	43.178	294.2	
2	2'11.163	30.270	33.380	25.734	41.779	306.8	2	2'11.502	30.086	33.253	25.804	42.359	300.0	
3	2'10.415	30.087	33.089	25.416	41.823	315.7	3	2'11.624	30.179	33.303	25.814	42.328	291.8	
4	2'10.812	30.244	33.148	25.525	41.895	313.0	4	2'11.524	29.845	33.165	25.962	42.552	294.2	
5	2'10.760	30.316	33.084	25.443	41.917	314.8	5	2'11.131	29.948	33.321	25.633	42.229	292.6	
6	2'10.664	30.072	33.177	25.472	41.943	318.5	6	2'11.219	30.066	33.369	25.642	42.142	296.7	
7	2'10.655	30.097	33.094	25.542	41.922	313.0	7	2'11.369	29.737	33.223	25.879	42.530	310.3	
8	2'10.841	30.165	33.221	25.555	41.900	318.5	8	2'10.735	29.752	33.284	25.569	42.130	305.9	
9	2'10.775	29.910	33.349	25.564	41.952	315.7	9	2'11.146	29.857	33.229	25.749	42.311	309.4	
10	2'11.450	30.164	33.259	25.977	42.050	315.7	10	2'11.164	29.872	33.240	25.715	42.337	299.1	
4th	5	Johann ZARCO DUCATI FRA												
		Prima Pramac Racing												
		Runs=1 Total laps=10		Full laps=9 Valid laps=9										
2nd	72	Marco BEZZECCHI DUCATI ITA												
		Mooney VR46 Racing Team												
		Runs=1 Total laps=10		Full laps=9 Valid laps=9										
Run #	1	Front Tyre	Wet-Medium	Rear Tyre	Wet-Medium		Run #	1	Front Tyre	Wet-Medium	Rear Tyre	Wet-Medium		
		New Tyre		New Tyre					New Tyre		New Tyre			
1	2'14.622	31.867	33.727	26.179	42.849	303.3	1	2'15.222	32.715	33.648	26.469	42.390	304.2	
2	2'11.680	30.239	33.319	26.157	41.965	310.3	2	2'11.756	30.301	33.354	26.036	42.065	293.4	
3	2'10.613	30.065	33.052	25.525	41.971	320.4	3	2'11.616	30.258	33.170	25.854	42.334	303.3	
4	2'11.212	30.170	33.244	25.918	41.880	306.8	4	2'11.322	30.033	33.164	25.775	42.350	307.6	
5	2'10.659	30.020	33.147	25.629	41.863	314.8	5	2'11.208	30.166	33.127	25.806	42.109	311.2	
6	2'10.834	29.953	33.175	25.682	42.024	313.9	6	2'11.336	29.953	33.319	25.746	42.318	323.3	
7	2'10.835	30.054	33.227	25.688	41.866	313.9	7	2'11.377	30.154	33.221	25.835	42.167	322.3	
8	2'10.811	29.957	33.105	25.813	41.936	313.9	8	2'11.337	30.008	33.243	25.800	42.286	316.7	
9	2'10.453	29.780	33.061	25.792	41.820	319.5	9	2'11.458	29.941	33.430	25.772	42.315	322.3	
10	2'10.964	29.976	33.129	25.882	41.977	311.2	10	2'11.753	30.242	33.314	25.675	42.522	299.1	
5th	41	Aleix ESPARGARO APRILIA SPA												
		Aprilia Racing												
		Runs=1 Total laps=10		Full laps=9 Valid laps=9										
Run #	1	Front Tyre	Wet-Medium	Rear Tyre	Wet-Medium		Run #	1	Front Tyre	Wet-Medium	Rear Tyre	Wet-Medium		
		New Tyre		New Tyre					New Tyre		New Tyre			
1	2'15.222	32.715	33.648	26.469	42.390	304.2	1	2'14.189	32.128	33.715	26.128	42.218	307.6	
2	2'11.756	30.301	33.354	26.036	42.065	293.4	2	2'12.434	30.492	33.675	26.194	42.073	303.3	
3	2'11.616	30.258	33.170	25.854	42.334	303.3	3	2'11.642	30.199	33.206	25.911	42.326	294.2	
4	2'11.322	30.033	33.164	25.775	42.350	307.6	4	2'11.862	30.188	33.279	26.093	42.302	313.9	
5	2'11.208	30.166	33.127	25.806	42.109	311.2	5	2'11.876	30.176	33.489	25.799	42.412	306.8	
6	2'11.336	29.953	33.319	25.746	42.318	323.3	6	2'11.957	30.298	33.395	25.930	42.334	289.5	
7	2'11.377	30.154	33.221	25.835	42.167	322.3	7	2'11.515	30.111	33.495	25.778	42.131	309.4	
8	2'11.337	30.008	33.243	25.800	42.286	316.7								
9	2'11.458	29.941	33.430	25.772	42.315	322.3								
10	2'11.753	30.242	33.314	25.675	42.522	299.1								
6th	89	Jorge MARTIN DUCATI SPA												
		Prima Pramac Racing												
		Runs=1 Total laps=10		Full laps=9 Valid laps=9										
Run #	1	Front Tyre	Wet-Medium	Rear Tyre	Wet-Medium		Run #	1	Front Tyre	Wet-Medium	Rear Tyre	Wet-Medium		
		New Tyre		New Tyre					New Tyre		New Tyre			
1	2'14.189	32.128	33.715	26.128	42.218	307.6	1	2'14.189	32.128	33.715	26.128	42.218	307.6	
2	2'12.434	30.492	33.675	26.194	42.073	303.3	2	2'12.434	30.492	33.675	26.194	42.073	303.3	
3	2'11.642	30.199	33.206	25.911	42.326	294.2	3	2'11.642	30.199	33.206	25.911	42.326	294.2	
4	2'11.862	30.188	33.279	26.093	42.302	313.9	4	2'11.862	30.188	33.279	26.093	42.302	313.9	
5	2'11.876	30.176	33.489	25.799	42.412	306.8	5	2'11.876	30.176	33.489	25.799	42.412	306.8	
6	2'11.957	30.298	33.395	25.930	42.334	289.5	6	2'11.957	30.298	33.395	25.930	42.334	289.5	
7	2'11.515	30.111	33.495	25.778	42.131	309.4	7	2'11.515	30.111	33.495	25.778	42.131	309.4	

Fastest Lap: Alex MARQUEZ Gresini Racing MotoG SPA **2'10.415** 30.087 33.089 25.416 41.823

These data/results cannot be reproduced, stored and/or transmitted in whole or in part by any manner of electronic, mechanical, photocopying, recording, broadcasting or otherwise now known or herein after developed without the previous express consent by the copyright owner, except for reproduction in daily press and regular printed publications on sale to the public within 60 days of the event related to those data/results and always provided that copyright symbol appears together as follows below.
© DORNA, 2023



Tissot Sprint

MotoGP

Lap	Lap Time	T1	T2	T3	T4	Speed	Lap	Lap Time	T1	T2	T3	T4	Speed
8	2'11.824	30.566	33.566	25.739	41.953	320.4	1	2'18.594	34.114	34.913	26.874	42.693	297.5
9	2'11.170	29.936	33.459	25.714	42.061	319.5	2	2'13.165	30.792	33.645	26.138	42.590	298.3
10	2'11.142	30.096	33.297	25.561	42.188	309.4	3	2'11.992	30.226	33.263	25.969	42.534	299.1

7th 43 Jack MILLER KTM AUS
Red Bull KTM Factory Racing
Runs=1 Total laps=10 Full laps=9 Valid laps=9

Run #	1	Front Tyre	Wet-Medium	Rear Tyre	Wet-Medium	Speed
		New Tyre		New Tyre		
1	2'14.247	31.670	33.693	26.094	42.790	300.8
2	2'12.243	30.130	33.603	25.939	42.571	301.6
3	2'10.986	30.098	33.261	25.543	42.084	305.9
4	2'11.435	30.134	33.411	25.577	42.313	300.8
5	2'11.743	29.991	33.416	26.005	42.331	296.7
6	2'12.157	30.022	33.657	26.014	42.464	295.8
7	2'12.934	30.104	33.479	25.822	43.529	309.4
8	2'12.110	30.177	33.597	26.154	42.182	303.3
9	2'11.842	29.959	33.455	25.895	42.533	298.3
10	2'12.035	30.038	33.527	25.781	42.689	302.5

8th 37 Augusto FERNANDEZ KTM SPA
GASGAS Factory Racing Tech3
Runs=1 Total laps=10 Full laps=9 Valid laps=9

Run #	1	Front Tyre	Wet-Medium	Rear Tyre	Wet-Medium	Speed
		New Tyre		New Tyre		
1	2'14.886	32.014	33.778	26.508	42.586	305.0
2	2'12.293	30.341	33.596	26.265	42.091	284.2
3	2'11.612	30.235	33.258	26.024	42.095	288.7
4	2'12.678	30.315	33.402	25.933	43.028	285.7
5	2'11.937	30.297	33.377	25.871	42.392	289.5
6	2'11.683	30.258	33.431	25.720	42.274	298.3
7	2'11.637	30.254	33.463	25.616	42.304	304.2
8	2'11.920	30.372	33.387	25.861	42.300	299.1
9	2'11.555	30.128	33.399	25.792	42.236	291.1
10	2'11.966	30.295	33.398	25.778	42.495	295.8

9th 33 Brad BINDER KTM RSA
Red Bull KTM Factory Racing
Runs=1 Total laps=10 Full laps=9 Valid laps=9

Run #	1	Front Tyre	Wet-Medium	Rear Tyre	Wet-Medium	Speed
		New Tyre		New Tyre		
1	2'16.062	33.816	33.973	25.983	42.290	298.3
2	2'11.779	30.168	33.228	25.873	42.510	288.7
3	2'12.358	30.330	33.501	26.048	42.479	301.6
4	2'12.172	30.176	33.743	25.907	42.346	295.8
5	2'11.723	30.132	33.622	25.712	42.257	306.8
6	2'11.559	30.177	33.465	25.671	42.246	305.0
7	2'11.799	30.189	33.558	25.679	42.373	300.0
8	2'11.935	30.038	33.698	25.977	42.222	311.2
9	2'11.884	29.944	33.515	26.083	42.342	300.0
10	2'11.481	29.966	33.459	25.653	42.403	307.6

10th 88 Miguel OLIVEIRA APRILIA POR
CryptoDATA RNF MotoGP Team
Runs=1 Total laps=10 Full laps=9 Valid laps=9

Run #	1	Front Tyre	Wet-Medium	Rear Tyre	Wet-Medium	Speed
		New Tyre		New Tyre		
1	2'16.062	33.816	33.973	25.983	42.290	298.3

11th 10 Luca MARINI DUCATI ITA
Mooney VR46 Racing Team
Runs=1 Total laps=10 Full laps=9 Valid laps=9

Run #	1	Front Tyre	Wet-Medium	Rear Tyre	Wet-Medium	Speed
		New Tyre		New Tyre		
1	2'15.514	32.453	33.815	26.449	42.797	300.8
2	2'12.758	30.413	33.502	26.148	42.695	291.1
3	2'12.107	30.303	33.551	26.006	42.247	301.6
4	2'12.210	30.205	33.669	25.954	42.382	296.7
5	2'12.462	30.213	33.693	25.866	42.690	297.5
6	2'13.025	30.311	33.760	26.185	42.769	302.5
7	2'12.570	30.348	33.613	26.087	42.522	313.0
8	2'12.639	30.536	33.620	26.032	42.451	307.6
9	2'12.363	30.225	33.581	26.134	42.423	315.7
10	2'14.034	30.618	33.696	26.627	43.093	305.0

12th 49 Fabio DI GIANNANTONI DUCATI ITA
Gresini Racing MotoGP
Runs=1 Total laps=10 Full laps=9 Valid laps=9

Run #	1	Front Tyre	Wet-Medium	Rear Tyre	Wet-Medium	Speed
		New Tyre		New Tyre		
1	2'18.271	34.058	34.600	26.648	42.965	284.9
2	2'13.665	30.983	33.863	26.412	42.407	300.0
3	2'12.543	30.603	33.551	26.063	42.326	309.4
4	2'12.629	30.710	33.492	26.148	42.279	299.1
5	2'12.609	30.567	33.751	25.975	42.316	307.6
6	2'12.256	30.400	33.493	26.007	42.356	309.4
7	2'12.666	30.492	33.447	26.248	42.479	291.8
8	2'12.460	30.597	33.391	26.194	42.278	306.8
9	2'12.241	30.560	33.524	26.023	42.134	310.3
10	2'13.040	30.475	33.612	26.380	42.573	305.9

13th 23 Enea BASTIANINI DUCATI ITA
Ducati Lenovo Team
Runs=1 Total laps=10 Full laps=9 Valid laps=9

Run #	1	Front Tyre	Wet-Medium	Rear Tyre	Wet-Medium	Speed
		New Tyre		New Tyre		
1	2'17.376	33.590	34.499	26.462	42.825	287.2
2	2'13.475	30.853	33.760	26.265	42.597	302.5
3	2'13.337	30.685	33.667	26.242	42.743	285.7
4	2'14.166	30.852	34.383	26.086	42.845	288.0
5	2'13.299	30.808	33.761	26.211	42.519	296.7
6	2'13.043	30.557	33.737	26.084	42.665	305.9
7	2'12.656	30.629	33.657	26.007	42.363	305.0
8	2'12.834	30.380	33.768	26.192	42.494	302.5
9	2'13.212	30.461	33.736	26.285	42.730	300.0

Fastest Lap: Alex MARQUEZ Gresini Racing MotoGP SPA **2'10.415** 30.087 33.089 25.416 41.823

These data/results cannot be reproduced, stored and/or transmitted in whole or in part by any manner of electronic, mechanical, photocopying, recording, broadcasting or otherwise now known or herein after developed without the previous express consent by the copyright owner, except for reproduction in daily press and regular printed publications on sale to the public within 60 days of the event related to those data/results and always provided that copyright symbol appears together as follows below.
© DORNA, 2023



Lap	Lap Time	T1	T2	T3	T4	Speed	Lap	Lap Time	T1	T2	T3	T4	Speed
10	2'13.271	30.582	33.902	26.221	42.566	<u>313.9</u>	3	2'13.874	30.653	33.820	26.322	43.079	282.7
14th 1 Francesco BAGNAIA DUCATI ITA Ducati Lenovo Team Runs=1 Total laps=10 Full laps=9 Valid laps=9							4	2'13.844	30.502	33.838	26.343	43.161	298.3
Run #	1	Front Tyre	Wet-Medium	Rear Tyre	Wet-Medium		5	2'13.571	30.531	33.755	<u>26.276</u>	43.009	291.8
		New Tyre	New Tyre	New Tyre	New Tyre		6	2'13.817	30.667	33.793	26.347	43.010	282.7
1	2'16.979	32.615	34.149	26.486	43.729	283.4	7	2'13.640	30.603	33.911	26.355	42.771	<u>305.9</u>
2	2'12.963	30.623	33.551	26.345	<u>42.444</u>	301.6	8	2'13.260	30.459	<u>33.714</u>	26.309	42.778	303.3
3	<u>2'12.607</u>	30.563	<u>33.461</u>	<u>25.948</u>	42.635	298.3	9	<u>2'13.079</u>	30.314	33.745	26.286	<u>42.734</u>	301.6
4	2'12.728	30.355	33.552	26.144	42.677	296.7	10	2'13.526	<u>30.236</u>	33.767	26.733	42.790	285.7
5	2'13.140	30.395	33.544	26.178	43.023	305.0	18th 93 Marc MARQUEZ HONDA SPA Repsol Honda Team Runs=1 Total laps=10 Full laps=9 Valid laps=9						
6	2'12.892	30.520	33.500	26.147	42.725	301.6	Run #	1	Front Tyre	Wet-Medium	Rear Tyre	Wet-Medium	
7	2'13.264	<u>30.343</u>	33.778	26.465	42.678	299.1			New Tyre	New Tyre	New Tyre	New Tyre	
8	2'14.549	30.961	33.990	26.605	42.993	304.2	1	2'17.251	33.702	34.061	26.278	43.210	294.2
9	2'14.604	30.500	33.995	26.790	43.319	<u>310.3</u>	2	2'13.235	30.621	<u>33.637</u>	26.158	42.819	291.8
10	2'14.118	30.683	33.790	26.540	43.105	305.9	3	2'13.926	30.753	33.683	<u>26.147</u>	43.343	<u>301.6</u>
15th 21 Franco MORBIDELLI YAMAHA ITA Monster Energy Yamaha MotoGP Runs=1 Total laps=10 Full laps=9 Valid laps=9							4	2'14.572	31.050	33.887	26.390	43.245	291.1
Run #	1	Front Tyre	Wet-Medium	Rear Tyre	Wet-Medium		5	2'14.328	30.945	33.929	26.339	43.115	295.8
		New Tyre	New Tyre	New Tyre	New Tyre		6	2'14.226	30.908	33.990	26.339	42.989	299.1
1	2'18.065	33.788	34.517	26.669	43.091	284.9	7	2'14.263	30.664	34.111	26.632	42.856	294.2
2	2'13.571	31.052	33.660	26.283	<u>42.576</u>	302.5	8	2'13.371	30.518	33.817	26.283	<u>42.753</u>	297.5
3	2'13.759	30.676	33.719	26.499	42.865	302.5	9	<u>2'13.147</u>	<u>30.295</u>	33.822	26.178	42.852	295.0
4	2'13.664	30.887	33.710	<u>26.248</u>	42.819	284.2	10	2'13.324	30.397	33.747	26.310	42.870	293.4
5	2'13.390	30.640	33.678	26.310	42.762	295.0	19th 25 Raul FERNANDEZ APRILIA SPA CryptoDATA RNF MotoGP Team Runs=1 Total laps=10 Full laps=9 Valid laps=9						
6	2'14.192	30.810	33.950	26.497	42.935	297.5	Run #	1	Front Tyre	Wet-Medium	Rear Tyre	Wet-Medium	
7	<u>2'13.127</u>	30.626	33.467	26.350	42.684	305.0			New Tyre	New Tyre	New Tyre	New Tyre	
8	2'13.387	30.588	33.690	26.296	42.813	304.2	1	2'18.520	34.562	34.850	26.616	42.492	<u>306.8</u>
9	2'13.163	<u>30.448</u>	<u>33.420</u>	26.336	42.959	296.7	2	2'13.599	31.026	33.808	26.322	42.443	287.2
10	2'13.190	30.452	33.564	26.398	42.776	<u>306.8</u>	3	<u>2'12.916</u>	30.619	<u>33.503</u>	26.458	<u>42.336</u>	293.4
16th 44 Pol ESPARGARO KTM SPA GASGAS Factory Racing Tech3 Runs=1 Total laps=10 Full laps=9 Valid laps=8							4	2'13.571	<u>30.540</u>	34.054	26.241	42.736	283.4
Run #	1	Front Tyre	Wet-Medium	Rear Tyre	Wet-Medium		5	2'13.311	30.670	33.751	<u>26.154</u>	42.736	284.2
		New Tyre	New Tyre	New Tyre	New Tyre		6	2'13.054	30.633	33.724	26.161	42.536	297.5
1	2'16.800	32.976	34.195	26.390	43.239	285.7	7	2'13.304	30.599	33.724	26.274	42.707	293.4
2	2'13.036	30.510	<u>33.484</u>	26.243	42.799	302.5	8	2'13.545	30.600	33.661	26.539	42.745	292.6
3	2'14.183	30.863	33.818	<u>26.186</u>	43.316	297.5	9	2'14.836	30.683	34.096	26.620	43.437	296.7
4	2'14.031	30.722	34.017	26.411	42.881	298.3	10	2'15.288	30.775	34.323	26.634	43.556	286.4
5	2'14.220	30.830	33.819	26.343	43.228	<u>310.3</u>	20th 30 Takaaki NAKAGAMI HONDA JPN LCR Honda IDEMITSU Runs=1 Total laps=10 Full laps=9 Valid laps=9						
6	2'13.813	31.105	33.633	26.302	<u>42.773</u>	305.0	Run #	1	Front Tyre	Wet-Medium	Rear Tyre	Wet-Medium	
7	2'13.525	30.442	33.603	26.428	43.052	295.0			New Tyre	New Tyre	New Tyre	New Tyre	
8	2'13.847	30.547	33.729	26.632	42.939	298.3	1	2'19.351	34.446	35.057	26.867	42.981	288.7
9	2'13.551 *	30.606	33.655	26.345	42.945*	298.3	2	2'14.219	31.049	33.836	26.324	43.010	291.1
10	<u>2'13.004</u>	<u>30.358</u>	33.642	26.228	42.776	296.7	3	2'14.259	30.798	33.898	26.415	43.148	<u>310.3</u>
17th 36 Joan MIR HONDA SPA Repsol Honda Team Runs=1 Total laps=10 Full laps=9 Valid laps=9							4	2'14.104	30.931	33.846	26.519	42.808	294.2
Run #	1	Front Tyre	Wet-Medium	Rear Tyre	Wet-Medium		5	2'13.593	30.747	33.782	26.377	42.687	301.6
		New Tyre	New Tyre	New Tyre	New Tyre		6	2'13.675	30.666	33.932	26.536	<u>42.541</u>	310.3
1	2'18.184	33.838	34.602	26.710	43.034	287.2	7	2'13.009	30.468	<u>33.737</u>	<u>26.131</u>	42.673	295.8
2	2'14.584	30.872	33.929	26.419	43.364	286.4	8	2'13.211	30.533	33.814	26.138	42.726	290.3
							9	<u>2'12.966</u>	<u>30.335</u>	33.781	26.149	42.701	280.5
							10	2'13.839	30.738	33.740	26.451	42.910	289.5

Fastest Lap: Alex MARQUEZ Gresini Racing MotoGP SPA **2'10.415** 30.087 33.089 25.416 41.823

These data/results cannot be reproduced, stored and/or transmitted in whole or in part by any manner of electronic, mechanical, photocopying, recording, broadcasting or otherwise now known or herein after developed without the previous express consent by the copyright owner, except for reproduction in daily press and regular printed publications on sale to the public within 60 days of the event related to those data/results and always provided that copyright symbol appears together as follows below.
© DORNA, 2023



Lap	Lap Time	T1	T2	T3	T4	Speed	Lap	Lap Time	T1	T2	T3	T4	Speed
-----	----------	----	----	----	----	-------	-----	----------	----	----	----	----	-------

21st **20** **Fabio QUARTARARO** YAMAHA FRA
 Monster Energy Yamaha MotoGP
 Runs=1 Total laps=10 Full laps=9 Valid laps=9

Run #	1	Front Tyre	Wet-Medium	Rear Tyre	Wet-Medium	Speed
		New Tyre		New Tyre		
1	2'19.912	34.288	35.054	27.360	43.210	290.3
2	2'14.894	30.821	34.150	26.540	43.383	292.6
3	2'13.756	30.712	34.026	26.313	42.705	309.4
4	2'13.690	30.700	33.720	26.285	42.985	298.3
5	2'13.799	30.667	33.729	26.394	43.009	299.1
6	2'13.591	30.495	33.910	26.362	42.824	303.3
7	2'13.587	30.541	33.660	26.256	43.130	299.1
8	2'13.193	30.456	33.675	26.204	42.858	302.5
9	2'12.901	30.482	33.462	26.105	42.852	298.3
10	2'13.320	30.382	33.515	26.497	42.926	294.2

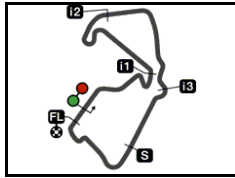
22nd **27** **Iker LECUONA** HONDA SPA
 LCR Honda CASTROL
 Runs=1 Total laps=10 Full laps=9 Valid laps=9

Run #	1	Front Tyre	Wet-Medium	Rear Tyre	Wet-Medium	Speed
		New Tyre		New Tyre		
1	2'19.109	33.991	34.925	26.887	43.306	292.6
2	2'15.479	31.033	34.332	26.702	43.412	284.9
3	2'15.767	30.971	34.601	26.808	43.387	292.6
4	2'15.146	30.992	34.365	26.608	43.181	304.2
5	2'15.138	30.887	34.367	26.603	43.281	303.3
6	2'15.007	30.889	34.373	26.490	43.255	306.8
7	2'15.336	30.997	34.428	26.715	43.196	308.5
8	2'17.093	30.943	34.296	26.504	45.350	315.7
9	2'15.532	30.900	34.464	26.753	43.415	304.2
10	2'16.384	31.306	34.530	26.915	43.633	284.9

Fastest Lap: Alex MARQUEZ Gresini Racing MotoG SPA **2'10.415** 30.087 33.089 25.416 41.823

These data/results cannot be reproduced, stored and/or transmitted in whole or in part by any manner of electronic, mechanical, photocopying, recording, broadcasting or otherwise now known or herein after developed without the previous express consent by the copyright owner, except for reproduction in daily press and regular printed publications on sale to the public within 60 days of the event related to those data/results and always provided that copyright symbol appears together as follows below.
 © DORNA, 2023





5900 m.

MONSTER ENERGY BRITISH GRAND PRIX

Tissot Sprint

Analysis by Lap

35

Num Lap Time Gap

Num	Lap	Time	Gap
Lap 1			
89	2'14.189		
43	2'14.247	0.058	
72	2'14.622	0.433	
73	2'14.782	0.593	
37	2'14.886	0.697	
12	2'14.988	0.799	
41	2'15.222	1.033	
10	2'15.514	1.325	
33	2'16.062	1.873	
5	2'16.574	2.385	
44	2'16.800	2.611	
1	2'16.979	2.790	
93	2'17.251	3.062	
23	2'17.376	3.187	
21	2'18.065	3.876	
36	2'18.184	3.995	
49	2'18.271	4.082	
25	2'18.520	4.331	
88	2'18.594	4.405	
27	2'19.109	4.920	
30	2'19.351	5.162	
20	2'19.912	5.723	
Lap 2			
73	2'11.163		
72	2'11.680	0.357	
43	2'12.243	0.545	
89	2'12.434	0.678	
12	2'11.699	0.742	
41	2'11.756	1.033	
37	2'12.293	1.234	
33	2'11.779	1.896	
5	2'11.502	2.131	
10	2'12.758	2.327	
44	2'13.036	3.891	
1	2'12.963	3.997	
93	2'13.235	4.541	
23	2'13.475	4.906	
21	2'13.571	5.691	
88	2'13.165	5.814	
49	2'13.665	5.991	
25	2'13.599	6.174	
36	2'14.584	6.823	
30	2'14.219	7.625	
27	2'15.479	8.643	
20	2'14.894	8.861	
Lap 3			
73	2'10.415		
72	2'10.613	0.555	
43	2'10.986	1.116	
12	2'11.068	1.395	
89	2'11.642	1.905	
41	2'11.616	2.234	
37	2'11.612	2.431	
5	2'11.624	3.340	
33	2'12.358	3.839	
10	2'12.107	4.019	
Lap 4			
73	2'10.812		
72	2'11.212	0.955	
43	2'11.435	1.739	
12	2'11.208	1.791	
41	2'11.322	2.744	
89	2'11.862	2.955	
5	2'11.524	4.052	
37	2'12.678	4.297	
33	2'12.172	5.199	
10	2'12.210	5.417	
1	2'12.728	8.105	
88	2'12.223	8.802	
49	2'12.629	9.936	
44	2'14.031	10.878	
23	2'14.166	11.182	
25	2'13.571	11.434	
93	2'14.572	11.812	
21	2'13.664	11.887	
36	2'13.844	13.314	
30	2'14.104	14.761	
20	2'13.690	15.080	
27	2'15.146	18.329	
Lap 5			
73	2'10.760		
72	2'10.659	0.854	
12	2'11.179	2.210	
43	2'11.743	2.722	
41	2'11.208	3.192	
89	2'11.876	4.071	
5	2'11.131	4.423	
37	2'11.937	5.474	
33	2'11.723	6.162	
10	2'12.462	7.119	
88	2'12.022	10.064	
1	2'13.140	10.485	
49	2'12.609	11.785	
23	2'13.299	13.721	
25	2'13.311	13.985	
44	2'14.220	14.338	
21	2'13.390	14.517	
93	2'14.328	15.380	
36	2'13.571	16.125	
30	2'13.593	17.594	
20	2'13.799	18.119	
27	2'15.138	22.707	
Lap 6			
73	2'10.664		
72	2'10.834	1.024	
12	2'10.962	2.508	
41	2'11.336	3.864	
43	2'12.157	4.215	
5	2'11.219	4.978	
89	2'11.957	5.364	
37	2'11.683	6.493	
33	2'11.559	7.057	
10	2'13.025	9.480	
88	2'11.317	10.717	
1	2'12.892	12.713	
49	2'12.256	13.377	
23	2'13.043	16.100	
25	2'13.054	16.375	
44	2'13.813	17.487	
21	2'14.192	18.045	
93	2'14.226	18.942	
36	2'13.817	19.278	
30	2'13.675	20.605	
20	2'13.591	21.046	
27	2'15.007	27.050	
Lap 7			
73	2'10.655		
72	2'10.835	1.204	
12	2'10.883	2.736	
41	2'11.377	4.586	
5	2'11.369	5.692	
89	2'11.515	6.224	
43	2'12.934	6.494	
37	2'11.637	7.475	
33	2'11.799	8.201	
10	2'12.570	11.395	
88	2'11.440	11.502	
1	2'13.264	15.322	
49	2'12.666	15.388	
23	2'12.656	18.101	
25	2'13.304	19.024	
44	2'13.525	20.357	
21	2'13.127	20.517	
36	2'13.640	22.263	
93	2'14.263	22.550	
30	2'13.009	22.959	
20	2'13.587	23.978	
27	2'15.336	31.731	
Lap 8			
73	2'10.841		
72	2'10.811	1.174	
12	2'10.839	2.734	
41	2'11.337	5.082	
5	2'10.735	5.586	
89	2'11.824	7.207	
43	2'12.110	7.763	
37	2'11.920	8.554	
33	2'11.935	9.295	
88	2'11.216	11.877	
Lap 9			
73	2'10.775		
72	2'10.453	0.852	
12	2'11.141	3.100	
41	2'11.458	5.765	
5	2'11.146	5.957	
89	2'11.170	7.602	
43	2'11.842	8.830	
37	2'11.555	9.334	
33	2'11.884	10.404	
88	2'10.752	11.854	
10	2'12.363	14.781	
49	2'12.241	18.473	
23	2'13.212	22.531	
1	2'14.604	22.859	
21	2'13.163	25.451	
25	2'14.836	25.789	
44	2'13.551	26.139	
36	2'13.079	26.986	
93	2'13.147	27.452	
30	2'12.966	27.520	
20	2'12.901	28.456	
27	2'15.532	42.740	
Lap 10			
73	2'11.450		
72	2'10.964	0.366	
12	2'11.724	3.374	
5	2'11.164	5.671	
41	2'11.753	6.068	
89	2'11.142	7.294	
43	2'12.035	9.415	
37	2'11.966	9.850	
33	2'11.481	10.435	
88	2'10.843	11.247	
10	2'14.034	17.365	
49	2'13.040	20.063	
23	2'13.271	24.352	
1	2'14.118	25.527	
21	2'13.190	27.191	
44	2'13.004	27.693	
36	2'13.526	29.062	
93	2'13.324	29.326	
25	2'15.288	29.627	
30	2'13.839	29.909	
20	2'13.320	30.326	
27	2'16.384	47.674	

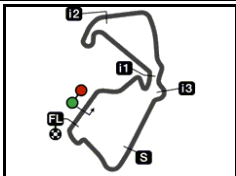
 Lapped rider

These data/results cannot be reproduced, stored and/or transmitted in whole or in part by any manner of electronic, mechanical, photocopying, recording, broadcasting or otherwise now known or herein after developed without the previous express consent by the copyright owner, except for reproduction in daily press and regular printed publications on sale to the public within 60 days of the event related to those data/results and always provided that copyright symbol appears together as follows below.


© DORNA, 2023



Silverstone Circuit



5900 m.

Results and timing service provided by  **TISSOT****MONSTER ENERGY BRITISH GRAND PRIX***After the Tissot Sprint***2023 Rookie of the Year Classification****MotoGP™****36**

Rider	<i>Points</i>	<i>Leader</i>	<i>Prev</i>	POR	ARG	AME	SPA	FRA	ITA	GER	NED	GBR	<i>AUT</i>	<i>CAT</i>	<i>RSM</i>	<i>IND</i>	<i>JPN</i>	<i>INA</i>	<i>AUS</i>	<i>THA</i>	<i>MAL</i>	<i>QAT</i>	<i>VAL</i>
1 FERNANDEZ Augusto [SPA]	44			3	5	6	3	13	1	5	6	2											
				- 3	- 5	- 6	- 3	- 13	- 1	- 5	- 6	2											

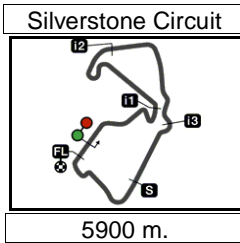
These data/results cannot be reproduced, stored and/or transmitted in whole or in part by any manner of electronic, mechanical, photocopying, recording, broadcasting or otherwise now known or herein after developed without the previous express consent by the copyright owner, except for reproduction in daily press and regular printed publications on sale to the public within 60 days of the event related to those data/results and always provided that copyright symbol appears together as follows below.

© DORNA, 2023

Official MotoGP Timing by **TISSOT**
www.motogp.com

Silverstone, Saturday, August 05, 2023





Results and timing service provided by **TISSOT**

MotoGP™

MONSTER ENERGY BRITISH GRAND PRIX
Tissot Sprint - Starting Grid

Race : 10 laps = 59 km



1	1 2'15.359 72 Marco BEZZECCHI Ducati	2 2'15.629 43 Jack MILLER KTM	3 2'15.771 73 Alex MARQUEZ Ducati
2	4 2'16.095 1 Francesco BAGNAIA Ducati	5 2'16.101 37 Augusto FERNANDEZ KTM	6 2'16.152 10 Luca MARINI Ducati
3	7 2'16.272 89 Jorge MARTIN Ducati	8 2'16.317 12 Maverick VIÑALES Aprilia	9 2'16.661 5 Johann ZARCO Ducati
4	10 2'16.677 33 Brad BINDER KTM	11 2'16.885 21 Franco MORBIDELLI Yamaha	12 2'17.406 41 Aleix ESPARGARO Aprilia
5	13 2'16.972 23 Enea BASTIANINI Ducati	14 2'17.343 93 Marc MARQUEZ Honda	15 2'18.118 44 Pol ESPARGARO KTM
6	16 2'18.264 88 Miguel OLIVEIRA Aprilia	17 2'18.833 27 Iker LECUONA Honda	18 2'19.182 49 Fabio DI GIANNANTONIO Ducati
7	19 2'19.367 36 Joan MIR Honda	20 2'21.128 25 Raul FERNANDEZ Aprilia	21 2'22.341 30 Takaaki NAKAGAMI Honda
8	22 2'22.931 20 Fabio QUARTARARO Yamaha		

The results are provisional until the end of the limit for protest and appeals and until the ratification of the Event Management Committee.

Time limit for protest expires 60' at the latest after publication of the results - Time:

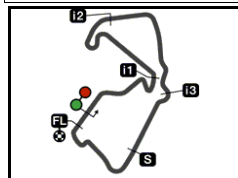
These data/results cannot be reproduced, stored and/or transmitted in whole or in part by any manner of electronic, mechanical, photocopying, recording, broadcasting or otherwise now known or herein after developed without the previous express consent by the copyright owner, except for reproduction in daily press and regular printed publications on sale to the public within 60 days of the event related to those data/results and always provided that copyright symbol appears together as follows below.

© DORNA, 2023

Official MotoGP Timing by **TISSOT**
 www.motogp.com



Silverstone, Saturday, August 05, 2023



5900 m.

MONSTER ENERGY BRITISH GRAND PRIX**Tissot Sprint****Top Speed & Average**

<i>Rider</i>	<i>Nation</i>	<i>Motorcycle</i>	<i>Top 5 speeds</i>					<i>Average</i>	<i>Top</i>
41 Aleix ESPARGARO	SPA	APRILIA	323.3	322.3	322.3	316.7	311.2	319.2	323.3
72 Marco BEZZECCHI	ITA	DUCATI	320.4	319.5	314.8	313.9	313.9	316.1	320.4
89 Jorge MARTIN	SPA	DUCATI	320.4	319.5	313.9	309.4	309.4	314.5	320.4
73 Alex MARQUEZ	SPA	DUCATI	318.5	318.5	315.7	315.7	315.7	316.8	318.5
10 Luca MARINI	ITA	DUCATI	315.7	313.0	307.6	305.0	302.5	308.8	315.7
27 Iker LECUONA	SPA	HONDA	315.7	308.5	306.8	304.2	304.2	307.9	315.7
23 Enea BASTIANINI	ITA	DUCATI	313.9	305.9	305.0	302.5	302.5	306.0	313.9
88 Miguel OLIVEIRA	POR	APRILIA	312.1	307.6	306.8	304.2	302.5	306.6	312.1
33 Brad BINDER	RSA	KTM	311.2	307.6	306.8	305.0	301.6	306.4	311.2
1 Francesco BAGNAIA	ITA	DUCATI	310.3	305.9	305.0	304.2	301.6	304.8	310.3
5 Johann ZARCO	FRA	DUCATI	310.3	309.4	305.9	300.0	299.1	304.9	310.3
30 Takaaki NAKAGAMI	JPN	HONDA	310.3	310.3	301.6	295.8	294.2	302.4	310.3
44 Po ESPARGARO	SPA	KTM	310.3	305.0	302.5	298.3	298.3	302.1	310.3
49 Fabio DI GIANNANTONIO	ITA	DUCATI	310.3	309.4	309.4	307.6	306.8	308.7	310.3
20 Fabio QUARTARARO	FRA	YAMAHA	309.4	303.3	302.5	299.1	299.1	302.7	309.4
43 Jack MILLER	AUS	KTM	309.4	305.9	303.3	302.5	301.6	304.5	309.4
12 Maverick VIÑALES	SPA	APRILIA	307.6	306.8	304.2	296.7	296.7	302.4	307.6
21 Franco MORBIDELLI	ITA	YAMAHA	306.8	305.0	304.2	302.5	302.5	304.2	306.8
25 Raul FERNANDEZ	SPA	APRILIA	306.8	297.5	296.7	293.4	293.4	297.6	306.8
36 Joan MIR	SPA	HONDA	305.9	303.3	301.6	298.3	291.8	300.2	305.9
37 Augusto FERNANDEZ	SPA	KTM	305.0	304.2	299.1	298.3	295.8	300.5	305.0
93 Marc MARQUEZ	SPA	HONDA	301.6	299.1	297.5	295.8	295.0	297.8	301.6

These data/results cannot be reproduced, stored and/or transmitted in whole or in part by any manner of electronic, mechanical, photocopying, recording, broadcasting or otherwise now known or herein after developed without the previous express consent by the copyright owner, except for reproduction in daily press and regular printed publications on sale to the public within 60 days of the event related to those data/results and always provided that copyright symbol appears together as follows below.


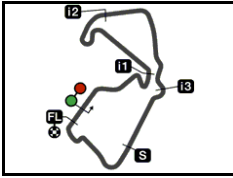
© DORNA, 2023

Official MotoGP Timing by **TISSOT**
www.motogp.com




Silverstone, Saturday, August 05, 2023

Silverstone Circuit

Results and timing service provided by **MotoGP™**

5900 m.

MONSTER ENERGY BRITISH GRAND PRIX
Tissot Sprint
Fastest Laps Sequence

<i>Lap</i>	<i>Race Time</i>	 <i>Rider</i>	<i>Nation</i>	<i>Motorcycle</i>	<i>Time</i>	<i>Km/h</i>	<i>Riders's Lap</i>
2	4'25.945	73 Alex MARQUEZ	SPA	DUCATI	2'11.163	161.9	2
3	6'36.360	73 Alex MARQUEZ	SPA	DUCATI	2'10.415	162.8	3

These data/results cannot be reproduced, stored and/or transmitted in whole or in part by any manner of electronic, mechanical, photocopying, recording, broadcasting or otherwise now known or herein after developed without the previous express consent by the copyright owner, except for reproduction in daily press and regular printed publications on sale to the public within 60 days of the event related to those data/results and always provided that copyright symbol appears together as follows below.

© DORNA, 2023

Official MotoGP Timing by **TISSOT**
www.motogp.com

Silverstone, Saturday, August 05, 2023

