


4348 m.

CryptoDATA MOTORRAD GRAND PRIX VON ÖSTERREICH

Practice

Classification

6

	Rider	Nation	Team	Motorcycle	Time	Lap Total	Gap	Top Speed
1	72 Marco BEZZECCHI	ITA	Mooney VR46 Racing Team	DUCATI	1'28.533	23 24		311.6
2	12 Maverick VIÑALES	SPA	Aprilia Racing	APRILIA	1'28.577	21 22	0.044 0.044	311.6
3	1 Francesco BAGNAIA	ITA	Ducati Lenovo Team	DUCATI	1'28.821	17 21	0.288 0.244	315.7
4	33 Brad BINDER	RSA	Red Bull KTM Factory Racing	KTM	1'28.863	24 29	0.330 0.042	314.4
5	5 Johann ZARCO	FRA	Prima Pramac Racing	DUCATI	1'28.921	25 28	0.388 0.058	309.0
6	89 Jorge MARTIN	SPA	Prima Pramac Racing	DUCATI	1'29.012	25 28	0.479 0.091	311.6
7	41 Aleix ESPARGARO	SPA	Aprilia Racing	APRILIA	1'29.052	21 22	0.519 0.040	311.6
8	73 Alex MARQUEZ	SPA	Gresini Racing MotoGP	DUCATI	1'29.096	25 26	0.563 0.044	307.6
9	20 Fabio QUARTARARO	FRA	Monster Energy Yamaha MotoGP	YAMAHA	1'29.155	26 30	0.622 0.059	307.6
10	88 Miguel OLIVEIRA	POR	CryptoDATA RNF MotoGP Team	APRILIA	1'29.160	22 26	0.627 0.005	310.3
11	10 Luca MARINI	ITA	Mooney VR46 Racing Team	DUCATI	1'29.186	28 29	0.653 0.026	313.0
12	49 Fabio DI GIANNANTONIO	ITA	Gresini Racing MotoGP	DUCATI	1'29.310	24 29	0.777 0.124	305.0
13	93 Marc MARQUEZ	SPA	Repsol Honda Team	HONDA	1'29.356	20 26	0.823 0.046	310.3
14	43 Jack MILLER	AUS	Red Bull KTM Factory Racing	KTM	1'29.400	28 30	0.867 0.044	310.3
15	44 Poel ESPARGARO	SPA	GASGAS Factory Racing Tech3	KTM	1'29.486	19 22	0.953 0.086	313.0
16	23 Enea BASTIANINI	ITA	Ducati Lenovo Team	DUCATI	1'29.515	24 27	0.982 0.029	310.3
17	21 Franco MORBIDELLI	ITA	Monster Energy Yamaha MotoGP	YAMAHA	1'29.621	23 24	1.088 0.106	309.0
18	30 Takaaki NAKAGAMI	JPN	LCR Honda IDEMITSU	HONDA	1'29.730	19 25	1.197 0.109	311.6
19	25 Raul FERNANDEZ	SPA	CryptoDATA RNF MotoGP Team	APRILIA	1'29.789	24 25	1.256 0.059	307.6
20	37 Augusto FERNANDEZ	SPA	GASGAS Factory Racing Tech3	KTM	1'29.867	23 28	1.334 0.078	311.6
21	32 Lorenzo SAVADORI	ITA	Aprilia Racing	APRILIA	1'30.003	24 25	1.470 0.136	315.7
22	27 Iker LECUONA	SPA	LCR Honda CASTROL	HONDA	1'30.223	23 26	1.690 0.220	307.6
23	36 Joan MIR	SPA	Repsol Honda Team	HONDA	1'30.352	12 22	1.819 0.129	309.0

Practice condition: Dry

Air: 27°

Humidity: 50%

Ground: 32°

Fastest Lap:	Lap: 23	Marco BEZZECCHI	1'28.533	176.8 Km/h
Best Race Lap:	2022	Jorge MARTIN	1'29.854	174.2 Km/h
All Time Lap Record:	2023	Marco BEZZECCHI	1'28.533	176.8 Km/h

The results are provisional until the end of the limit for protest and appeals.

Time limit for protest expires 30' after publication of the results - Time:

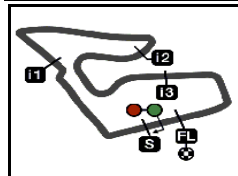
These data/results cannot be reproduced, stored and/or transmitted in whole or in part by any manner of electronic, mechanical, photocopying, recording, broadcasting or otherwise now known or herein after developed without the previous express consent by the copyright owner, except for reproduction in daily press and regular printed publications on sale to the public within 60 days of the event related to those data/results and always provided that copyright symbol appears together as follows below.

© DORNA, 2023

Official MotoGP Timing by TISSOT
www.motogp.com

Spielberg, Friday, August 18, 2023





4348 m.

CryptoDATA MOTORRAD GRAND PRIX VON ÖSTERREICH

Practice

Top Speed & Average

8



Rider	Nation	Motorcycle	Top 5 speeds					Average	Top
1 Francesco BAGNAIA	ITA	DUCATI	315.7	311.6	310.3	310.3	310.3	311.4	315.7
32 Lorenzo SAVADORI	ITA	APRILIA	315.7	311.6	309.0	307.6	306.3	308.6	315.7
33 Brad BINDER	RSA	KTM	314.4	313.0	311.6	310.3	310.3	311.0	314.4
10 Luca MARINI	ITA	DUCATI	313.0	310.3	309.0	309.0	307.6	308.7	313.0
44 Pol ESPARGARO	SPA	KTM	313.0	313.0	311.6	311.6	311.6	312.2	313.0
12 Maverick VIÑALES	SPA	APRILIA	311.6	311.6	311.6	310.3	310.3	311.1	311.6
30 Takaaki NAKAGAMI	JPN	HONDA	311.6	309.0	309.0	307.6	307.6	308.6	311.6
37 Augusto FERNANDEZ	SPA	KTM	311.6	309.0	306.3	306.3	306.3	307.6	311.6
41 Aleix ESPARGARO	SPA	APRILIA	311.6	310.3	310.3	307.6	307.6	308.9	311.6
72 Marco BEZZECCHI	ITA	DUCATI	311.6	310.3	310.3	310.3	310.3	310.5	311.6
89 Jorge MARTIN	SPA	DUCATI	311.6	311.6	310.3	310.3	309.0	310.0	311.6
23 Enea BASTIANINI	ITA	DUCATI	310.3	310.3	310.3	310.3	309.0	309.4	310.3
43 Jack MILLER	AUS	KTM	310.3	310.3	309.0	309.0	309.0	309.5	310.3
88 Miguel OLIVEIRA	POR	APRILIA	310.3	309.0	309.0	307.6	306.3	307.5	310.3
93 Marc MARQUEZ	SPA	HONDA	310.3	310.3	310.3	309.0	307.6	309.5	310.3
5 Johann ZARCO	FRA	DUCATI	309.0	309.0	309.0	309.0	307.6	308.3	309.0
21 Franco MORBIDELLI	ITA	YAMAHA	309.0	306.3	305.0	305.0	303.7	304.9	309.0
36 Joan MIR	SPA	HONDA	309.0	306.3	305.0	305.0	305.0	306.1	309.0
20 Fabio QUARTARARO	FRA	YAMAHA	307.6	307.6	306.3	306.3	306.3	306.7	307.6
25 Raul FERNANDEZ	SPA	APRILIA	307.6	307.6	307.6	305.0	305.0	306.6	307.6
27 Iker LECUONA	SPA	HONDA	307.6	306.3	305.0	305.0	303.7	305.5	307.6
73 Alex MARQUEZ	SPA	DUCATI	307.6	306.3	306.3	306.3	306.3	306.5	307.6
49 Fabio DI GIANNANTONIO	ITA	DUCATI	305.0	303.7	303.7	303.7	303.7	303.8	305.0

These data/results cannot be reproduced, stored and/or transmitted in whole or in part by any manner of electronic, mechanical, photocopying, recording, broadcasting or otherwise now known or herein after developed without the previous express consent by the copyright owner, except for reproduction in daily press and regular printed publications on sale to the public within 60 days of the event related to those data/results and always provided that copyright symbol appears together as follows below.

© DORNA, 2023

Official MotoGP Timing by TISSOT
www.motogp.com



Spielberg, Friday, August 18, 2023

CryptoDATA MOTORRAD GRAND PRIX VON ÖSTERREICH

Practice

Chronological Analysis of Performances

9

* Lap / Sector time cancelled

T1 Time from finish line to 1st intermedate

T3 Time from 2nd intermed. to 3rd intermed.

P Crossing the finish line in pit lane

T2 Time from 1st intermed. to 2nd intermed.

T4 Time from 3rd intermedate to finish line

**Tyre data subject to further updates

Lap	Lap Time	T1	T2	T3	T4	Speed	Lap	Lap Time	T1	T2	T3	T4	Speed
1st	72	Marco BEZZECCHI		DUCATI		ITA	4	1'29.677	24.399	25.063	23.796	16.419	307.6
		Mooney VR46 Racing Team					5	1'29.606	24.506	24.907	23.787	16.406	309.0
		Runs=4	Total laps=24	Full laps=17	Valid laps=14		6	1'29.784	24.497	24.902	23.865	16.520	306.3
<i>Run #</i>	<i>1</i>	<i>Front Tyre</i>	<i>Slick-Hard</i>	<i>Rear Tyre</i>	<i>Slick-Medium</i>		7	1'29.870	24.436	25.131	23.837	16.466	307.6
			<i>New Tyre</i>		<i>New Tyre</i>		8	1'29.768	24.381	25.022	23.845	16.520	306.3
1	1'53.072	19.404	29.053	26.001	17.127		9	1'39.383 P	25.816	25.556	24.670	23.341	306.3
2	1'31.688	25.558	25.578	24.071	16.481	309.0	<i>Run #</i>	<i>2</i>	<i>Front Tyre</i>	<i>Slick-Soft</i>	<i>Rear Tyre</i>	<i>Slick-Soft</i>	
3	1'30.322	24.902	25.355	23.732	16.333	310.3				<i>New Tyre</i>		<i>New Tyre</i>	
4	1'29.569	24.611	24.967	23.584	16.407	309.0	10	6'00.954	18.505	25.734	24.222	16.555	
5	1'30.586	25.142	25.305	23.708	16.431	307.6	11	1'29.075	24.298	24.943	23.593	16.241	309.0
6	1'29.450	24.552	24.909	23.611	16.378	307.6	12	1'33.350	26.577	26.052	24.408	16.313	311.6
7	1'29.859	24.663	25.043	23.643	16.510	310.3	13	1'29.137	24.320	24.842	23.644	16.331	311.6
8	1'30.256	24.718	25.426	23.636	16.476	310.3	14	1'40.026 P	26.078	26.056	24.355	23.537	307.6
9	1'41.263 P	24.677	27.782	24.262	24.542	310.3	<i>Run #</i>	<i>3</i>	<i>Front Tyre</i>	<i>Slick-Hard</i>	<i>Rear Tyre</i>	<i>Slick-Medium</i>	
<i>Run #</i>	<i>2</i>	<i>Front Tyre</i>	<i>Slick-Hard</i>	<i>Rear Tyre</i>	<i>Slick-Soft</i>								
			<i>9 Laps at start</i>		<i>New Tyre</i>		15	6'03.062 *	18.884	25.809	24.401*	16.673	
10	8'10.528	20.307	29.244	25.011	16.935		16	1'30.504	24.758	25.174	24.094	16.478	305.0
11	1'30.344	25.000	25.131	23.807	16.406	306.3	17	1'31.276 *	24.501	25.228	25.001*	16.546	305.0
12	1'29.783	24.645	25.138	23.617	16.383	305.0	18	1'36.921 P	24.515	25.100	24.229	23.077	305.0
13	1'29.413	24.536	24.925	23.601	16.351	305.0	<i>Run #</i>	<i>4</i>	<i>Front Tyre</i>	<i>Slick-Hard</i>	<i>Rear Tyre</i>	<i>Slick-Soft</i>	
14	1'32.961 *	24.852*	27.027	24.203	16.879	306.3				<i>New Tyre</i>		<i>New Tyre</i>	
15	1'29.957	24.676	25.150	23.666	16.465	307.6	19	18'37.288	17.805	25.377	24.633	16.456	
16	1'33.474	27.266	25.345	23.887	16.976	306.3	20	1'28.786	24.247	24.719	23.577	16.243	311.6
17	1'30.012 *	24.756	25.044	23.790*	16.422	306.3	21	1'28.577	24.176	24.606	23.584	16.211	310.3
18	1'39.248 P	24.560	26.838	24.502	23.348	306.3	22	1'41.748 *	32.251	27.570*	25.009	16.918	310.3
<i>Run #</i>	<i>3</i>	<i>Front Tyre</i>	<i>Slick-Hard</i>	<i>Rear Tyre</i>	<i>Slick-Medium</i>		3rd	1	Francesco BAGNAIA		DUCATI		ITA
			<i>New Tyre</i>		<i>9 Laps at start</i>				Ducati Lenovo Team				
19	13'34.069	19.351	26.756	24.783	16.620				Runs=5	Total laps=21	Full laps=12	Valid laps=11	
20	1'43.437 P	24.853	30.507	25.240	22.837	310.3	<i>Run #</i>	<i>1</i>	<i>Front Tyre</i>	<i>Slick-Hard</i>	<i>Rear Tyre</i>	<i>Slick-Medium</i>	
<i>Run #</i>	<i>4</i>	<i>Front Tyre</i>	<i>Slick-Hard</i>	<i>Rear Tyre</i>	<i>Slick-Soft</i>					<i>New Tyre</i>		<i>New Tyre</i>	
			<i>2 Laps at start</i>		<i>New Tyre</i>		1	2'24.492	18.828	26.775	25.063	17.015	
21	2'49.006	17.924	25.427	23.990	16.408		2	1'30.511	24.895	25.111	23.969	16.536	309.0
22	1'29.170 *	24.522	24.726	23.477	16.445*	309.0	3	1'38.756 P	24.651	25.941	25.672	22.492	310.3
23	1'28.533	24.313	24.613	23.403	16.204	310.3	<i>Run #</i>	<i>2</i>	<i>Front Tyre</i>	<i>Slick-Hard</i>	<i>Rear Tyre</i>	<i>Slick-Medium</i>	
24	1'36.606	28.799	26.565	24.785	16.457	311.6				<i>3 Laps at start</i>		<i>3 Laps at start</i>	
	unfinished	43.069	2'19.199		240.8		4	4'43.709	18.684	25.902	24.417	16.554	
2nd	12	Maverick VIÑALES		APRILIA		SPA	5	1'30.298	24.797	25.203	23.861	16.437	307.6
		Aprilia Racing					6	1'32.042 *	25.844*	25.800	23.893	16.505	307.6
		Runs=4	Total laps=22	Full laps=15	Valid laps=12		7	1'29.787	24.633	25.036	23.695	16.423	307.6
<i>Run #</i>	<i>1</i>	<i>Front Tyre</i>	<i>Slick-Hard</i>	<i>Rear Tyre</i>	<i>Slick-Medium</i>		8	1'29.608	24.601	24.920	23.684	16.403	305.0
			<i>New Tyre</i>		<i>New Tyre</i>		9	1'36.439 P	24.560	25.162	24.470*	22.247	306.3
1	1'51.190	18.660	26.862	24.962	16.836		<i>Run #</i>	<i>3</i>	<i>Front Tyre</i>	<i>Slick-Hard</i>	<i>Rear Tyre</i>	<i>Slick-Medium</i>	
2	1'30.470 *	24.825	25.217	23.952*	16.476	305.0				<i>9 Laps at start</i>		<i>9 Laps at start</i>	
3	1'29.618	24.559	25.033	23.673	16.353	307.6	10	7'59.832	20.041	25.682	37.392	16.879	

Fastest Lap: Marco BEZZECCHI Mooney VR46 Racing ITA **1'28.533** 24.313 24.613 23.403 16.204

These data/results cannot be reproduced, stored and/or transmitted in whole or in part by any manner of electronic, mechanical, photocopying, recording, broadcasting or otherwise now known or herein after developed without the previous express consent by the copyright owner, except for reproduction in daily press and regular printed publications on sale to the public within 60 days of the event related to those data/results and always provided that copyright symbol appears together as follows below.
© DORNA, 2023

Practice

MotoGP

Lap	Lap Time	T1	T2	T3	T4	Speed	Lap	Lap Time	T1	T2	T3	T4	Speed
11	1'30.264	24.766	25.200	23.817	16.481	307.6	29	1'38.264	24.746	25.456	23.926	24.136	310.3
12	1'29.909	24.557	25.078	23.829	16.445	309.0	5th 5 Johann ZARCO DUCATI FRA						
13	1'30.026	24.652	25.194	23.751	16.429	307.6	Prima Pramac Racing						
14	1'43.162 P	28.390	26.910	25.122	22.740	309.0	Runs=4 Total laps=28 Full laps=21 Valid laps=20						
Run #	4	Front Tyre	Slick-Hard	Rear Tyre	Slick-Soft		Run #	1	Front Tyre	Slick-Hard	Rear Tyre	Slick-Medium	
			New Tyre		New Tyre								
15	15'56.106	20.584	26.829	24.553	16.473				12 Laps at start		4 Laps at start		
16	1'32.414	26.409	25.860	23.864	16.281	310.3	1	1'58.100	19.043	27.146	24.982	16.865	
17	1'28.821	24.387	24.744	23.482	16.208	310.3	2	1'31.428	25.259	25.509	23.979	16.681	309.0
18	1'39.425 P	26.526	26.318	24.412	22.169	310.3	3	1'30.726 *	24.986	25.245	23.817	16.678*	309.0
Run #	5	Front Tyre	Slick-Hard	Rear Tyre	Slick-Soft		4	1'34.353	25.129	25.674	26.732	16.818	306.3
			4 Laps at start		New Tyre		5	1'30.427	24.977	25.145	23.797	16.508	306.3
19	5'00.607	21.107	25.697	23.894	16.298		6	1'30.108	24.699	25.170	23.734	16.505	306.3
20	1'29.816	24.385	24.928	23.632	16.871	311.6	7	1'38.296	27.639	27.903	25.498	17.256	307.6
21	1'35.000	24.451	25.371	23.596	21.582	315.7	8	1'39.890 P	26.815*	26.403	24.157	22.515	309.0
4th 33 Brad BINDER KTM RSA							Run #	2	Front Tyre	Slick-Hard	Rear Tyre	Slick-Medium	
Red Bull KTM Factory Racing										20 Laps at start		12 Laps at start	
Runs=4 Total laps=29 Full laps=22 Valid laps=22							9	8'28.354	18.945	27.095	24.675	16.800	
Run #	1	Front Tyre	Slick-Hard	Rear Tyre	Slick-Soft		10	1'31.000	24.980	25.385	23.922	16.713	305.0
			New Tyre		New Tyre		11	1'30.347	24.822	25.091	23.767	16.667	305.0
1	1'59.716	19.723	26.897	24.961	16.921		12	1'30.747	24.847	25.210	23.981	16.709	306.3
2	1'36.097	24.652	25.321	24.879	21.245	313.0	13	1'30.578	24.855	25.288	23.851	16.584	306.3
3	1'29.702	24.537	25.061	23.619	16.485	311.6	14	1'30.407	24.843	25.165	23.854	16.545	306.3
4	1'29.559	24.546	24.862	23.546	16.605	310.3	15	1'32.403	26.590	25.296	23.858	16.659	306.3
5	1'37.226	24.931	31.613	23.975	16.707	310.3	16	1'30.671	24.882	25.249	23.924	16.616	307.6
6	1'30.402	24.588	25.349	23.674	16.791	310.3	17	1'43.672 P	28.111	26.400	25.746	23.415	306.3
7	1'29.885	24.559	25.040	23.594	16.692	310.3	Run #	3	Front Tyre	Slick-Hard	Rear Tyre	Slick-Soft	
8	1'29.822	24.580	25.068	23.646	16.528	310.3				New Tyre		New Tyre	
9	1'49.806 P	32.160	27.663	25.005	24.978	309.0	18	7'31.439	18.164	26.207	24.631	17.051	
Run #	2	Front Tyre	Slick-Hard	Rear Tyre	Slick-Soft		19	1'30.202	24.725	25.105	23.853	16.519	305.0
			9 Laps at start		9 Laps at start		20	1'36.521	28.970	26.578	24.320	16.653	306.3
10	6'41.932	20.494	32.097	24.325	16.783		21	1'29.660	24.671	24.931	23.629	16.429	307.6
11	1'31.597	24.877	26.230	23.949	16.541	307.6	22	1'42.412 P	28.236*	26.282*	25.271	22.623	305.0
12	1'29.782	24.575	25.044	23.652	16.511	307.6	Run #	4	Front Tyre	Slick-Hard	Rear Tyre	Slick-Soft	
13	1'30.358	24.711	25.174	23.898	16.575	309.0				5 Laps at start		New Tyre	
14	1'30.050	24.508	25.127	23.751	16.664	306.3	23	5'15.639	17.836	25.608	24.245	16.516	
15	1'30.180	24.597	25.091	23.829	16.663	307.6	24	1'29.575	24.526	24.925	23.711	16.413	306.3
16	1'36.366	30.189	25.400	23.885	16.892	306.3	25	1'28.921	24.467	24.750	23.429	16.275	306.3
17	1'30.317	24.570	25.277	23.814	16.656	307.6	26	1'40.244	32.681	27.163	23.854	16.546	306.3
18	1'38.925 P	24.716	25.740	24.286	24.183	309.0	27	1'32.160	24.602	25.274	25.238	17.046	309.0
Run #	3	Front Tyre	Slick-Hard	Rear Tyre	Slick-Soft		28	1'31.484	24.911	25.931	23.766	16.876	307.6
			New Tyre		New Tyre		6th 89 Jorge MARTIN DUCATI SPA						
19	8'10.368	23.404	34.771	30.205	18.736		Prima Pramac Racing						
20	1'38.574	27.826	26.688	26.911	17.149	302.5	Runs=5 Total laps=28 Full laps=19 Valid laps=13						
21	1'39.788	26.190	32.225	24.653	16.720	307.6	Run #	1	Front Tyre	Slick-Hard	Rear Tyre	Slick-Medium	
22	1'39.144 P	25.037	25.146	24.355	24.606	309.0				8 Laps at start		New Tyre	
Run #	4	Front Tyre	Slick-Hard	Rear Tyre	Slick-Soft		1	2'21.801	18.608	26.008	24.543	17.080	
			4 Laps at start		New Tyre		2	1'30.672 *	24.740	25.224	23.859	16.849*	311.6
23	4'59.856	19.723	25.993	24.438	16.546		3	1'29.837	24.567	25.151	23.640	16.479	307.6
24	1'28.863	24.510	24.681	23.395	16.277	310.3	4	1'29.856	24.525	25.069	23.653	16.609	310.3
25	1'29.028	24.396	24.789	23.468	16.375	309.0	5	1'35.038	25.035	29.145	24.238	16.620	306.3
26	1'29.084	24.339	24.854	23.435	16.456	310.3	6	1'29.937	24.545	25.182	23.686	16.524	307.6
27	1'29.295	24.392	24.878	23.510	16.515	309.0	7	1'30.090	24.637	25.184	23.722	16.547	309.0
28	1'48.191	29.949	37.505	24.183	16.554	314.4	8	1'29.909	24.489	25.177	23.725	16.518	306.3
							9	1'30.011 *	24.565	25.078	23.764*	16.604	302.5

Fastest Lap: Marco BEZZECCHI Mooney VR46 Racing ITA **1'28.533** 24.313 24.613 23.403 16.204

These data/results cannot be reproduced, stored and/or transmitted in whole or in part by any manner of electronic, mechanical, photocopying, recording, broadcasting or otherwise now known or herein after developed without the previous express consent by the copyright owner, except for reproduction in daily press and regular printed publications on sale to the public within 60 days of the event related to those data/results and always provided that copyright symbol appears together as follows below.
© DORNA, 2023

Official MotoGP Timing by TISSOT
www.motogp.com

Spielberg, Friday, August 18, 2023

Page 2 of 9



Practice

MotoGP

Lap	Lap Time	T1	T2	T3	T4	Speed
10	1'42.858 P	27.406*	27.368	24.499	23.585	307.6
Run # 2	Front Tyre	Slick-Hard	Rear Tyre	Slick-Medium		
18 Laps at start			10 Laps at start			
11	9'15.066	18.073	26.317	24.303	17.100	
12	1'30.562	24.762	25.231	23.907	16.662	305.0
13	1'30.383	24.592	25.294	23.888	16.609	306.3
14	1'30.149	24.488	25.223	23.794	16.644	305.0
15	1'30.166	24.539	25.160	23.824	16.643	306.3
16	1'34.718 *	25.259*	28.647	24.090	16.722	306.3
17	1'35.739 P	24.650	25.371	23.972	21.746	309.0
Run # 3	Front Tyre	Slick-Hard	Rear Tyre	Slick-Soft		
New Tyre			New Tyre			
18	4'32.171	17.950	25.652	24.073	16.763	
19	1'39.700 P	24.642	26.940	25.072	23.046	306.3
Run # 4	Front Tyre	Slick-Hard	Rear Tyre	Slick-Soft		
2 Laps at start			2 Laps at start			
20	6'05.005	17.806	26.458	25.196	16.717	
21	1'33.024 *	24.840	26.985	24.701*	16.498	305.0
22	1'30.023	24.779	25.028	23.680	16.536	310.3
23	1'36.081 P	24.645*	25.781	23.977	21.678	302.5
Run # 5	Front Tyre	Slick-Hard	Rear Tyre	Slick-Soft		
6 Laps at start			New Tyre			
24	2'56.255	17.286	25.179	23.782	16.357	
25	1'29.012	24.339	24.859	23.437	16.377	309.0
26	1'35.347 *	25.331*	26.274	26.285	17.457*	309.0
27	1'45.330 *	26.353*	37.029	25.245	16.703	307.6
28	1'39.033	24.627	25.325	23.775	25.306	311.6

7th	41	Aleix ESPARGARO	APRILIA	SPA		
		Aprilia Racing				
		Runs=4	Total laps=22	Full laps=15 Valid laps=13		
Run # 1	Front Tyre	Slick-Hard	Rear Tyre	Slick-Medium		
		New Tyre		New Tyre		
1	2'19.488	18.736	26.457	24.474	17.056	
2	1'31.310	25.081	25.672	23.941	16.616	307.6
3	1'30.789	25.078	25.190	23.837	16.684	306.3
4	1'30.373	24.839	25.185	23.808	16.541	306.3
5	1'30.269	24.747	25.193	23.821	16.508	306.3
6	1'30.235	24.697	25.217	23.858	16.463	306.3
7	1'30.197	24.761	25.172	23.737	16.527	307.6
8	1'44.422 P	28.581	28.671	24.061	23.109	307.6
Run # 2	Front Tyre	Slick-Hard	Rear Tyre	Slick-Medium		
8 Laps at start			8 Laps at start			
9	7'25.342	18.226	25.933	24.112	16.702	
10	1'30.437	24.664	25.345	23.871	16.557	305.0
11	1'29.936	24.660	25.073	23.748	16.455	306.3
12	1'30.045	24.659	25.116	23.797	16.473	305.0
13	1'41.609 P	26.536*	27.472	24.974	22.627	303.7
Run # 3	Front Tyre	Slick-Soft	Rear Tyre	Slick-Soft		
New Tyre			New Tyre			
14	7'36.775	17.951	25.712	24.221	16.617	
15	1'29.611 *	24.626	24.952	23.679*	16.354	307.6
16	1'29.356	24.493	24.866	23.668	16.329	306.3
17	1'47.899 P	28.260	30.905	26.091	22.643	289.1

Lap	Lap Time	T1	T2	T3	T4	Speed
Run # 4	Front Tyre	Slick-Hard	Rear Tyre	Slick-Soft		
New Tyre			New Tyre			
18	15'40.377	18.554	25.614	24.038	16.613	
19	1'34.699	26.970	26.074	24.838	16.817	310.3
20	1'29.204	24.474	24.869	23.517	16.344	310.3
21	1'29.052	24.370	24.966	23.398	16.318	311.6
22	1'43.294 *	28.095*	27.945	26.860	20.394	300.0

8th **73** **Alex MARQUEZ** DUCATI SPA
 Gresini Racing MotoGP
 Runs=5 Total laps=26 Full laps=18 Valid laps=16

Run # 1	Front Tyre	Slick-Hard	Rear Tyre	Slick-Medium		
		New Tyre		New Tyre		
1	1'52.099	19.356	27.927	25.581	17.110	
2	1'31.531 *	25.041	25.564	24.264*	16.662	303.7
3	1'30.361	24.798	25.255	23.860	16.448	305.0
4	1'29.894	24.557	25.133	23.727	16.477	306.3
5	1'30.097	24.594	25.053	23.803	16.647	305.0
6	1'30.311	24.647	25.291	23.811	16.562	303.7
7	1'30.125	24.644	25.110	23.823	16.548	305.0
8	1'30.043	24.603	25.131	23.761	16.548	306.3
9	1'34.942	24.729	25.287	23.731	21.195	305.0
10	1'43.515 P	29.632	26.593	24.678*	22.612	297.5
Run # 2	Front Tyre	Slick-Hard	Rear Tyre	Slick-Medium		
10 Laps at start			10 Laps at start			
11	11'13.965	18.929	26.840	26.200	16.825	
12	1'31.305	24.952	25.466	24.233	16.654	303.7
13	1'30.717	24.834	25.436	23.904	16.543	302.5
14	1'30.325	24.704	25.180	23.869	16.572	303.7
15	1'30.581	24.823	25.375	23.807	16.576	303.7
16	1'30.846	24.857	25.387	23.974	16.628	305.0
17	1'40.100 P	26.730	25.955	24.621	22.794	305.0

Run # 3	Front Tyre	Slick-Hard	Rear Tyre	Slick-Soft		
		New Tyre		New Tyre		
18	6'35.675 P	19.747	28.173	27.193	24.915	
Run # 4	Front Tyre	Slick-Hard	Rear Tyre	Slick-Soft		
1 Laps at start			1 Laps at start			
19	4'55.263	18.900	26.151	24.416	16.784	
20	1'29.761	24.883	24.937	23.593	16.348	306.3
21	1'29.776	24.592	25.076	23.708	16.400	306.3
22	1'37.395 P	25.225	25.494	24.267	22.409	306.3
Run # 5	Front Tyre	Slick-Hard	Rear Tyre	Slick-Soft		
5 Laps at start			New Tyre			
23	3'09.300 *	21.292	30.857	26.493	16.960*	
24	1'35.068	24.631	28.630	25.211	16.596	306.3
25	1'29.096	24.556	24.839	23.466	16.235	307.6
26	1'33.157 *	24.412	25.567*	26.487	16.691	306.3

9th	20	Fabio QUARTARARO	YAMAHA	FRA		
		Monster Energy Yamaha MotoGP				
		Runs=5	Total laps=30	Full laps=21 Valid laps=18		
Run # 1	Front Tyre	Slick-Hard	Rear Tyre	Slick-Medium		
		New Tyre		New Tyre		
1	2'39.651	19.367	27.370	25.357	17.061	
2	1'31.347	25.208	25.246	24.251	16.642	302.5
3	1'30.309	24.675	25.137	24.005	16.492	303.7

Fastest Lap: Marco BEZZECCHI Mooney VR46 Racing ITA **1'28.533** 24.313 24.613 23.403 16.204

These data/results cannot be reproduced, stored and/or transmitted in whole or in part by any manner of electronic, mechanical, photocopying, recording, broadcasting or otherwise now known or herein after developed without the previous express consent by the copyright owner, except for reproduction in daily press and regular printed publications on sale to the public within 60 days of the event related to those data/results and always provided that copyright symbol appears together as follows below.
 © DORNA, 2023



Practice

MotoGP

Lap	Lap Time	T1	T2	T3	T4	Speed	Lap	Lap Time	T1	T2	T3	T4	Speed					
4	1'29.899	24.590	24.939	23.903	16.467	303.7	13	2'00.420	24.670			16.762	305.0					
5	1'30.194	24.616	25.020	24.031	16.527	305.0	14	1'30.708	24.967	25.219	23.926	16.596	305.0					
6	1'30.100	24.669	24.990	23.967	16.474	303.7	15	1'30.377	24.863	25.181	23.782	16.551	305.0					
7	1'30.170	24.657	25.100	23.928	16.485	305.0	16	1'30.702	24.720	25.514	23.888	16.580	305.0					
8	1'30.014	24.572	25.071	23.872	16.499	305.0	17	1'30.852	24.907	25.436	23.894	16.615	306.3					
9	1'30.022	24.538	25.037	23.922	16.525	305.0	18	1'43.341 P	25.870	29.753	25.253	22.465	303.7					
10	1'30.007	24.568	25.024	23.915	16.500	305.0	Run # 3 Front Tyre Slick-Soft Rear Tyre Slick-Soft											
11	1'43.066 P	28.932	26.889	24.996	22.249	303.7	New Tyre New Tyre											
Run # 2 Front Tyre Slick-Hard Rear Tyre Slick-Medium							Run # 4 Front Tyre Slick-Soft Rear Tyre Slick-Soft											
11 Laps at start 11 Laps at start							1 Laps at start 1 Laps at start											
12	10'12.617	19.446	26.481	25.078	16.786		19	7'24.540 P	20.185	29.594	27.963	23.639						
13	1'31.074	24.885	25.320	24.264	16.605	302.5	Run # 4 Front Tyre Slick-Soft Rear Tyre Slick-Soft											
14	1'30.377	24.727	25.103	24.066	16.481	303.7	1 Laps at start 1 Laps at start											
15	1'30.631 *	24.602	25.140	23.962*	16.927*	305.0	20	6'21.274 *	20.238	26.507*	24.627	16.730						
16	1'31.037	24.914	25.397	24.117	16.609	307.6	21	1'29.949	24.781	25.037	23.776	16.355	306.3					
17	1'30.496	24.745	25.187	24.009	16.555	305.0	22	1'29.160	24.373	24.869	23.606	16.312	309.0					
18	1'30.536	24.701	25.231	24.062	16.542	305.0	23	1'37.303 P	24.980	25.955	24.558	21.810	310.3					
19	1'35.752 P	24.643	25.198	24.125	21.786	303.7	Run # 5 Front Tyre Slick-Soft Rear Tyre Slick-Soft											
Run # 3 Front Tyre Slick-Hard Rear Tyre Slick-Soft							New Tyre New Tyre											
20	3'42.699	18.735	26.654	26.818	17.434		24	5'27.598	20.108	25.822	24.211	16.669						
21	1'31.322 *	25.276*	25.259	24.296	16.491	303.7	25	1'29.726	24.545	25.019	23.742	16.420	307.6					
22	1'29.571	24.468	24.940	23.824	16.339	306.3	26	1'29.347	24.449	24.913	23.613	16.372	309.0					
23	1'39.206 P	25.842*	26.045*	25.117	22.202	305.0	Run # 5 Front Tyre Slick-Soft Rear Tyre Slick-Soft											
Run # 4 Front Tyre Slick-Hard Rear Tyre Slick-Soft							New Tyre New Tyre											
24	3'35.491	18.449	25.960	24.330	16.573		Run # 1 Front Tyre Slick-Hard Rear Tyre Slick-Medium											
25	1'31.112 *	24.542*	25.413	24.623	16.534	306.3	New Tyre New Tyre											
26	1'29.155	24.404	24.709	23.696	16.346	306.3	1	1'43.666	18.261	27.235	25.122	17.129						
27	1'29.426	24.375	24.940	23.700	16.411	306.3	2	1'32.569	25.900	25.486	24.454	16.729	303.7					
28	1'35.676 P	24.852*	25.304	24.076	21.444	306.3	3	1'30.789	24.934	25.182	23.995	16.678	303.7					
Run # 5 Front Tyre Slick-Hard Rear Tyre Slick-Soft							Run # 1 Front Tyre Slick-Hard Rear Tyre Slick-Medium											
9 Laps at start New Tyre							New Tyre New Tyre											
29	2'50.624 *	18.143	25.398	24.033	16.400*		4	1'30.611	24.810	25.204	24.038	16.559	303.7					
30	1'38.292	24.381	24.738	23.679	25.494	307.6	5	1'30.535	24.706	25.259	23.975	16.595	306.3					
Run # 5 Front Tyre Slick-Hard Rear Tyre Slick-Soft							6						1'32.971 *	25.715*	26.715	24.016	16.525	306.3
9 Laps at start New Tyre							7						1'30.113	24.719	25.151	23.738	16.505	309.0
29	2'50.624 *	18.143	25.398	24.033	16.400*		8	1'29.982	24.582	25.133	23.725	16.542	307.6					
30	1'38.292	24.381	24.738	23.679	25.494	307.6	9	1'36.285 *	29.351*	25.971	24.162	16.801	307.6					
Run # 5 Front Tyre Slick-Hard Rear Tyre Slick-Soft							10						1'30.474	24.696	25.285	23.971	16.522	306.3
9 Laps at start New Tyre							11						1'30.408	24.670	25.184	23.951	16.603	306.3
29	2'50.624 *	18.143	25.398	24.033	16.400*		12	1'43.789 P	28.047	26.887	26.025	22.830	301.2					
30	1'38.292	24.381	24.738	23.679	25.494	307.6	Run # 2 Front Tyre Slick-Hard Rear Tyre Slick-Soft											
Run # 5 Front Tyre Slick-Hard Rear Tyre Slick-Soft							12 Laps at start New Tyre											
9 Laps at start New Tyre							13						9'11.970	18.117	26.460	24.985	16.841	
1	2'19.428	20.769	27.221	25.016	17.062		14	1'31.285	24.983	25.334	24.351	16.617	305.0					
2	1'31.656	25.560	25.545	23.946	16.605	305.0	15	1'30.485	24.774	25.156	24.007	16.548	305.0					
3	1'30.603	24.993	25.248	23.677	16.685	306.3	16	1'40.841	24.681	26.763	31.993	17.404	305.0					
4	1'32.428	25.154	26.388	23.914	16.972	305.0	17	1'30.292	24.901	25.046	23.949	16.396	307.6					
5	1'31.292 *	24.896	25.836	23.956	16.604*	305.0	18	1'30.346	24.763	25.051	24.005	16.527	307.6					
6	1'30.165	24.638	25.145	23.781	16.601	305.0	19	1'30.015	24.618	25.019	23.938	16.440	306.3					
7	1'33.222	24.702	26.517	25.383	16.620	306.3	20	1'44.640 P	26.267	29.602	25.961	22.810	306.3					
8	1'30.663	24.848	25.279	23.831	16.705	306.3	Run # 3 Front Tyre Slick-Soft Rear Tyre Slick-Soft											
9	1'40.753 P	26.540	26.934	25.029	22.250	305.0	New Tyre New Tyre											
Run # 2 Front Tyre Slick-Hard Rear Tyre Slick-Soft							21						6'07.195	18.824	26.600	24.820	16.826	
9 Laps at start New Tyre							22						1'30.290	24.880	25.004	23.903	16.503	305.0
10	6'03.187	19.880	26.020	24.428	16.744		23	1'29.609	24.559	24.907	23.750	16.393	306.3					
11	1'30.192	24.673	25.131	23.845	16.543	305.0	24	1'29.511	24.509	24.824	23.753	16.425	307.6					
12	1'34.366	24.643	29.314	23.844	16.565	305.0	25	1'39.698 P	24.619	26.940	25.187	22.952	307.6					

11th 10 Luca MARINI DUCATI ITA
 Mooney VR46 Racing Team
 Runs=4 Total laps=29 Full laps=22 Valid laps=19

10th 88 Miguel OLIVEIRA APRILIA POR
 CryptoDATA RNF MotoGP Team
 Runs=5 Total laps=26 Full laps=18 Valid laps=17

Fastest Lap: Marco BEZZECCHI Mooney VR46 Racing ITA **1'28.533** 24.313 24.613 23.403 16.204

These data/results cannot be reproduced, stored and/or transmitted in whole or in part by any manner of electronic, mechanical, photocopying, recording, broadcasting or otherwise now known or herein after developed without the previous express consent by the copyright owner, except for reproduction in daily press and regular printed publications on sale to the public within 60 days of the event related to those data/results and always provided that copyright symbol appears together as follows below.
 © DORNA, 2023



Practice

MotoGP

Lap	Lap Time	T1	T2	T3	T4	Speed	Lap	Lap Time	T1	T2	T3	T4	Speed
Run # 4	Front Tyre Slick-Hard	Rear Tyre Slick-Soft					2	1'32.945	25.216	25.650	24.213	17.866	303.7
	New Tyre	New Tyre					3	1'31.571	25.161	25.500	24.123	16.787	305.0
26	4'23.187	18.883	32.577	26.518	17.534		4	1'30.852	24.649	25.424	24.081	16.698	303.7
27	1'30.281	24.896	25.105	23.923	16.357	313.0	5	1'30.607	24.638	25.269	24.015	16.685	303.7
28	1'29.186	24.421	24.829	23.615	16.321	309.0	6	1'39.830 P	27.089	26.508	23.987	22.246	303.7
29	1'33.151 *	24.383	25.538*	26.757	16.473	310.3							

12th 49 **Fabio DI GIANNANTONI** DUCATI ITA
Gresini Racing MotoGP
Runs=5 Total laps=29 Full laps=20 Valid laps=18

Run #	1	Front Tyre	Slick-Soft	Rear Tyre	Slick-Medium	Speed
		7 Laps at start		7 Laps at start		
1	1'45.303	19.369	27.205	24.931	17.179	
2	1'31.576	25.082	25.571	24.195	16.728	301.2
3	1'30.746	24.839	25.449	23.855	16.603	303.7
4	1'40.654 P	25.108*	27.089	25.453	23.004	303.7

Run #	2	Front Tyre	Slick-Hard	Rear Tyre	Slick-Soft	Speed
		New Tyre		New Tyre		
5	6'10.794	19.868	26.704	24.637	16.857	
6	1'30.750	24.961	25.349	23.870	16.570	302.5
7	1'30.225 *	24.718	25.212	23.765*	16.530	303.7
8	1'30.176	24.604	25.264	23.790	16.518	303.7
9	1'32.079	24.819	25.283	25.274	16.703	303.7
10	1'30.054	24.590	25.081	23.842	16.541	302.5
11	1'37.282 P	24.612	25.169	23.951	23.550	302.5

Run #	3	Front Tyre	Slick-Hard	Rear Tyre	Slick-Soft	Speed
		7 Laps at start		7 Laps at start		
12	8'35.016	19.491	26.105	24.509	16.686	
13	1'30.743	24.777	25.383	23.965	16.618	301.2
14	1'30.092	24.576	25.138	23.875	16.503	302.5
15	1'30.335	24.535	25.258	23.947	16.595	301.2
16	1'37.953 P	25.382*	25.787	24.382	22.402	300.0

Run #	4	Front Tyre	Slick-Soft	Rear Tyre	Slick-Soft	Speed
		New Tyre		New Tyre		
17	4'34.481	19.349	27.878	26.493	17.630	
18	1'33.408	25.223	25.907	24.706	17.572	301.2
19	1'29.769	24.635	25.080	23.669	16.385	302.5
20	1'29.658	24.600	24.994	23.692	16.372	303.7
21	1'40.498 P	26.219*	26.626*	24.991	22.662	303.7

Run #	5	Front Tyre	Slick-Soft	Rear Tyre	Slick-Soft	Speed
		New Tyre		New Tyre		
22	3'04.964	19.298	26.312	24.200	16.637	
23	1'29.608	24.553	24.940	23.698	16.417	302.5
24	1'29.310	24.457	24.810	23.637	16.406	303.7
25	1'33.336	24.458	25.058	26.494	17.326	302.5
26	1'30.036	24.582	25.092	23.724	16.638	302.5
27	1'29.550	24.451	25.043	23.682	16.374	303.7
28	1'36.159 *	27.480*	27.099	24.771*	16.809	305.0
29	1'40.607	24.489	25.029	23.674	27.415	303.7

13th 93 **Marc MARQUEZ** HONDA SPA
Repsol Honda Team
Runs=6 Total laps=26 Full laps=16 Valid laps=13

Run #	1	Front Tyre	Slick-Hard	Rear Tyre	Slick-Soft	Speed
		New Tyre		New Tyre		
1	1'55.611	19.339	27.535	25.191	17.148	

Run #	2	Front Tyre	Slick-Hard	Rear Tyre	Slick-Soft	Speed
		6 Laps at start		6 Laps at start		
7	8'45.748	18.343	26.027	24.504	16.991	
8	1'31.142	24.768	25.286	24.146	16.942	302.5
9	1'30.800	24.710	25.256	24.157	16.677	302.5
10	1'30.524	24.604	25.192	24.029	16.699	302.5
11	1'32.845 *	25.088*	26.769	24.392	16.596	303.7
12	1'41.308 P	25.342	28.252	25.144	22.570	305.0

Run #	3	Front Tyre	Slick-Hard	Rear Tyre	Slick-Soft	Speed
		12 Laps at start		12 Laps at start		
13	6'25.641	18.597	26.117	24.654	17.006	
14	1'31.277	24.900	25.467	24.275	16.635	306.3
15	1'30.605 *	24.708	25.413	23.915*	16.569	309.0
16	1'38.115 P	24.668	26.179	25.203	22.065	307.6

Run #	4	Front Tyre	Slick-Hard	Rear Tyre	Slick-Soft	Speed
		New Tyre		New Tyre		
17	6'31.625 P	20.274	29.971	27.651	23.472	

Run #	5	Front Tyre	Slick-Hard	Rear Tyre	Slick-Soft	Speed
		1 Laps at start		1 Laps at start		
18	3'08.772 *	18.789	26.256*	24.716	16.905	
19	1'29.840	24.548	24.972	23.846	16.474	305.0
20	1'29.356	24.313	24.841	23.716	16.486	306.3
21	1'39.741 P	25.770*	26.678	25.191	22.102	306.3

Run #	6	Front Tyre	Slick-Hard	Rear Tyre	Slick-Soft	Speed
		5 Laps at start		New Tyre		
22	2'50.711	17.083	25.267	23.731	16.339	
23	1'29.376 *	24.347	24.976	23.580*	16.473	310.3
24	1'34.757	24.353	25.901	25.947	18.556	310.3
25	1'40.083	24.675	32.471	26.213	16.724	310.3
26	1'47.322	24.424	33.028	26.499	23.371	306.3

14th 43 **Jack MILLER** KTM AUS
Red Bull KTM Factory Racing
Runs=4 Total laps=30 Full laps=23 Valid laps=20

Run #	1	Front Tyre	Slick-Soft	Rear Tyre	Slick-Soft	Speed
		New Tyre		New Tyre		
1	2'01.893	19.368	26.716	24.858	17.075	
2	1'33.173	24.886	27.177	24.363	16.747	307.6
3	1'31.004	24.872	25.398	23.984	16.750	306.3
4	1'30.264	24.820	25.152	23.761	16.531	309.0
5	1'30.036	24.595	25.208	23.716	16.517	306.3
6	1'38.171 *	26.846*	30.538	24.184	16.603	306.3
7	1'35.643 *	27.007*	26.952	24.919	16.765	306.3
8	1'31.087	24.924	25.443	24.027	16.693	303.7
9	1'30.529	24.636	25.338	23.860	16.695	303.7
10	1'30.580	24.640	25.484	23.893	16.563	305.0
11	1'30.451	24.658	25.325	23.867	16.601	303.7
12	1'30.530	24.667	25.313	23.884	16.666	303.7
13	1'47.007 P	29.053*	29.735	25.604	22.615	303.7

Fastest Lap: Marco BEZZECCHI Mooney VR46 Racing ITA **1'28.533** 24.313 24.613 23.403 16.204

These data/results cannot be reproduced, stored and/or transmitted in whole or in part by any manner of electronic, mechanical, photocopying, recording, broadcasting or otherwise now known or herein after developed without the previous express consent by the copyright owner, except for reproduction in daily press and regular printed publications on sale to the public within 60 days of the event related to those data/results and always provided that copyright symbol appears together as follows below.
© DORNA, 2023



Practice

MotoGP

Lap	Lap Time	T1	T2	T3	T4	Speed	Lap	Lap Time	T1	T2	T3	T4	Speed	
Run # 2	Front Tyre Slick-Hard	Rear Tyre Slick-Medium												
	New Tyre	New Tyre												
14	7'14.701	18.149	26.123	24.351	17.288		19	1'29.486	24.514	24.748	23.692	16.532	309.0	
15	1'31.410	24.706	25.233	24.659	16.812	305.0	20	1'55.279 *	36.641*	33.769	27.000	17.869	310.3	
16	1'29.807	24.503	24.977	23.799	16.528	306.3	21	1'45.308	24.788	33.947	29.733	16.840	313.0	
17	1'41.270	24.579	25.814	29.421	21.456	307.6	22	1'53.639	24.677	34.742	33.794	20.426	313.0	
18	1'30.495	24.703	24.976	23.773	17.043	307.6	16th 23 Enea BASTIANINI						DUCATI	ITA
19	1'29.962	24.608	25.148	23.741	16.465	307.6	Ducati Lenovo Team							
20	1'44.593 P	28.068*	28.188	25.617	22.720	307.6	Runs=4 Total laps=27 Full laps=20 Valid laps=20							
Run # 3	Front Tyre Slick-Hard	Rear Tyre Slick-Soft												
	7 Laps at start	New Tyre												
21	6'16.886	23.834	29.686	25.326	17.262		Run # 1	Front Tyre Slick-Hard	Rear Tyre Slick-Medium					
22	1'38.638 *	25.038*	27.141	27.478	18.981	305.0		4 Laps at start				New Tyre		
23	1'36.200	24.695	27.070	27.641	16.794	307.6	1	2'00.938	19.327	26.764	24.941	17.641		
24	1'33.157	24.756	27.246	24.537	16.618	307.6	2	1'35.734	25.138	25.489	24.203	20.904	309.0	
25	1'29.458	24.487	24.912	23.588	16.471	307.6	3	1'31.167 *	24.942	25.353	24.151	16.721*	310.3	
26	1'42.720 P	27.262*	27.989	25.136	22.333	309.0	4	1'30.524	24.843	25.087	23.977	16.617	307.6	
Run # 4	Front Tyre Slick-Hard	Rear Tyre Slick-Soft												
	13 Laps at start	New Tyre												
27	4'32.730	20.717	29.155	24.963	16.599		5	1'30.137	24.592	25.054	24.008	16.483	307.6	
28	1'29.400	24.468	24.842	23.735	16.355	310.3	6	1'38.034	24.761	25.615	28.864	18.794	307.6	
29	1'35.565	27.377	26.831	23.950	17.407	309.0	7	1'34.476 *	26.363*	26.124	24.483	17.506	309.0	
30	1'36.333	24.492	24.987	23.723	23.131	310.3	8	1'34.131	24.744	27.277	25.234	16.876	309.0	
							9	1'33.876	26.737	26.363	24.036	16.740	307.6	
							10	1'37.711 P	24.692	25.394	24.039	23.586	305.0	
Run # 5	Front Tyre Slick-Hard	Rear Tyre Slick-Soft												
	14 Laps at start	New Tyre												
11	8'02.802	19.303	26.152	24.601	16.734		Run # 2	Front Tyre Slick-Hard	Rear Tyre Slick-Medium					
12	1'33.156	24.746	26.825	24.899	16.686	306.3		14 Laps at start				10 Laps at start		
13	1'30.906	25.002	25.259	24.115	16.530	305.0	11	8'02.802	19.303	26.152	24.601	16.734		
14	1'33.727	24.745	27.403	25.004	16.575	305.0	12	1'33.156	24.746	26.825	24.899	16.686	306.3	
15	1'30.757	24.750	25.243	24.147	16.617	306.3	13	1'30.906	25.002	25.259	24.115	16.530	305.0	
16	1'34.090	27.713	25.460	24.028	16.889	307.6	14	1'33.727	24.745	27.403	25.004	16.575	305.0	
17	1'30.411	24.649	25.094	24.051	16.617	309.0	15	1'30.757	24.750	25.243	24.147	16.617	306.3	
18	1'41.243 P	27.414	26.068	24.449	23.312	309.0	16	1'34.090	27.713	25.460	24.028	16.889	307.6	
Run # 6	Front Tyre Slick-Hard	Rear Tyre Slick-Soft												
	15 Laps at start	New Tyre												
19	8'36.530	19.451	27.422	25.285	18.923		Run # 3	Front Tyre Slick-Hard	Rear Tyre Slick-Soft					
20	1'36.900	24.954	26.805	27.813	17.328	310.3		New Tyre				New Tyre		
	unfinished					309.0	19	8'36.530	19.451	27.422	25.285	18.923		
							20	1'36.900	24.954	26.805	27.813	17.328	310.3	
Run # 7	Front Tyre Slick-Soft	Rear Tyre Slick-Soft												
	New Tyre	New Tyre												
21	1'26.654 *	20.122*	25.336	24.079	17.117		Run # 4	Front Tyre Slick-Soft	Rear Tyre Slick-Soft					
22	1'30.152	24.943	24.895	23.875	16.439	310.3		New Tyre				New Tyre		
23	1'29.932	24.383	25.210	23.843	16.496	309.0	21	1'26.654 *	20.122*	25.336	24.079	17.117		
24	1'29.515	24.481	24.891	23.784	16.359	309.0	22	1'30.152	24.943	24.895	23.875	16.439	310.3	
25	1'36.139	28.185	25.806	25.347	16.801	309.0	23	1'29.932	24.383	25.210	23.843	16.496	309.0	
26	1'29.748	24.549	24.939	23.856	16.404	307.6	24	1'29.515	24.481	24.891	23.784	16.359	309.0	
27	1'37.583	24.618	24.999	23.806	24.160	310.3	25	1'36.139	28.185	25.806	25.347	16.801	309.0	
Run # 8	Front Tyre Slick-Soft	Rear Tyre Slick-Soft												
	New Tyre	New Tyre												
17th 21	Franco MORBIDELLI						YAMAHA		ITA					
	Monster Energy Yamaha MotoGP						Runs=5		Total laps=24		Full laps=16		Valid laps=16	
1	1'52.570	19.921	27.796	25.410	17.256		Run # 1	Front Tyre Slick-Hard	Rear Tyre Slick-Soft					
2	1'31.752	25.396	25.519	24.077	16.760	303.7		New Tyre				New Tyre		
3	1'31.800	25.030	26.183	24.013	16.574	303.7	1	1'52.570	19.921	27.796	25.410	17.256		
4	1'30.447	24.817	25.207	23.934	16.489	303.7	2	1'31.752	25.396	25.519	24.077	16.760	303.7	
5	1'30.358	24.903	25.070	23.838	16.547	301.2	3	1'31.800	25.030	26.183	24.013	16.574	303.7	
6	1'30.346	24.741	25.167	23.850	16.588	303.7	4	1'30.447	24.817	25.207	23.934	16.489	303.7	

Fastest Lap: Marco BEZZECCHI Mooney VR46 Racing ITA **1'28.533** 24.313 24.613 23.403 16.204

These data/results cannot be reproduced, stored and/or transmitted in whole or in part by any manner of electronic, mechanical, photocopying, recording, broadcasting or otherwise now known or herein after developed without the previous express consent by the copyright owner, except for reproduction in daily press and regular printed publications on sale to the public within 60 days of the event related to those data/results and always provided that copyright symbol appears together as follows below.
© DORNA, 2023

Official MotoGP Timing by TISSOT
www.motogp.com

Spielberg, Friday, August 18, 2023

Page 6 of 9



Practice

MotoGP

Lap	Lap Time	T1	T2	T3	T4	Speed	Lap	Lap Time	T1	T2	T3	T4	Speed
7	1'40.987	30.027	28.414	25.900	16.646	303.7	18	1'36.930 *	25.698*	29.891*	24.582	16.759	303.7
8	1'31.839	24.861	25.196	24.768	17.014	301.2	19	1'29.730	24.554	24.994	23.816	16.366	307.6
9	1'37.181 P	24.885	25.269	23.908	23.119	302.5	20	1'37.692 P	25.991	25.717	24.353	21.631	307.6
Run # 2	Front Tyre	Slick-Hard		Rear Tyre	Slick-Soft		Run # 5	Front Tyre	Slick-Hard		Rear Tyre	Slick-Soft	
		9 Laps at start			9 Laps at start				5 Laps at start			New Tyre	
10	11'40.135	19.567	25.846	24.495	16.703		21	3'53.492	19.166	27.105	25.357	16.760	
11	2'03.031	25.036			16.855	302.5	22	1'31.925	24.564	25.227	25.506	16.628	307.6
12	1'31.157	25.160	25.183	24.218	16.596	301.2	23	1'36.605 *	27.327*	28.345	24.361	16.572	309.0
13	1'33.176	24.749	27.510	24.311	16.606	301.2	24	1'30.372	24.548	25.152	23.902	16.770	309.0
14	1'30.730	24.796	25.288	24.071	16.575	302.5	25	1'38.930	24.786	25.232	23.683	25.229	311.6
15	1'30.549	24.701	25.188	24.088	16.572	301.2							
16	1'47.817 P	29.322*	28.170	27.426	22.899	301.2							

Run #	Front Tyre	Slick-Hard	Rear Tyre	Slick-Soft		
Run # 3	Front Tyre	Slick-Hard		Rear Tyre	Slick-Soft	
		New Tyre			New Tyre	
17	6'59.296 P	21.249	32.058	27.063	24.151	
Run # 4	Front Tyre	Slick-Hard		Rear Tyre	Slick-Soft	
		1 Laps at start			1 Laps at start	
18	6'09.828	19.146	25.998	24.925	16.693	
19	1'30.726	24.948	24.956	24.393	16.429	302.5
20	1'29.832	24.721	24.936	23.808	16.367	305.0
21	1'42.357 P	26.939*	28.051	25.066	22.301	306.3
Run # 5	Front Tyre	Slick-Hard		Rear Tyre	Slick-Soft	
		5 Laps at start			New Tyre	
22	4'04.296	17.307	25.712	24.204	16.474	
23	1'29.621	24.595	24.846	23.802	16.378	305.0
24	1'36.381	24.604	25.090	23.722	22.965	309.0

Run #	Front Tyre	Slick-Hard	Rear Tyre	Slick-Soft		
18th 30	Takaaki NAKAGAMI	HONDA		JPN		
	LCR Honda IDEMITSU					
	Runs=5	Total laps=25	Full laps=16	Valid laps=13		
Run # 1	Front Tyre	Slick-Hard		Rear Tyre	Slick-Soft	
		New Tyre			New Tyre	
1	2'07.885	21.263	28.457	26.082	17.090	
2	1'31.547	25.212	25.433	24.239	16.663	303.7
3	1'30.242 *	24.777	25.116	23.767	16.582*	306.3
4	1'34.592	26.609	26.664	24.674	16.645	307.6
5	1'29.778	24.624	25.007	23.756	16.391	306.3
6	1'39.703 P	25.397	26.555	25.051	22.700	306.3
Run # 2	Front Tyre	Slick-Hard		Rear Tyre	Slick-Soft	
		6 Laps at start			6 Laps at start	
7	8'30.216	19.395	26.400	24.558	16.811	
8	1'30.428	24.661	25.279	24.031	16.457	303.7
9	1'31.852	24.696	26.190	24.381	16.585	305.0
10	1'30.035	24.585	25.043	23.872	16.535	305.0
11	1'42.470 P	26.270*	29.581	24.441	22.178	303.7
Run # 3	Front Tyre	Slick-Hard		Rear Tyre	Slick-Soft	
		11 Laps at start			11 Laps at start	
12	6'35.480 *	19.313	26.574	25.069	16.882*	
13	1'30.679	24.964	25.192	24.009	16.514	305.0
14	1'30.136	24.540	25.186	23.954	16.456	306.3
15	1'38.009 P	24.714	25.380	24.818	23.097	303.7
Run # 4	Front Tyre	Slick-Hard		Rear Tyre	Slick-Soft	
		New Tyre			New Tyre	
16	8'34.651	20.092	28.316	26.610	18.118	
17	1'33.565	26.265	25.929	24.684	16.687	302.5

19th 25 **Raul FERNANDEZ** APRILIA SPA
 CryptoDATA RNF MotoGP Team
 Runs=5 Total laps=25 Full laps=16 Valid laps=10

Run #	Front Tyre	Slick-Hard	Rear Tyre	Slick-Medium		
Run # 1	Front Tyre	Slick-Hard		Rear Tyre	Slick-Medium	
		New Tyre			4 Laps at start	
1	2'25.037	19.783	27.041	24.621	17.038	
2	1'31.712	25.347	25.514	24.154	16.697	303.7
3	1'31.009	25.102	25.335	24.024	16.548	302.5
4	1'31.724 *	25.689*	25.329	24.031	16.675	300.0
5	1'31.088	24.938	25.501	24.018	16.631	300.0
6	1'40.801 P	26.712*	26.316	24.671	23.102	301.2
Run # 2	Front Tyre	Slick-Hard		Rear Tyre	Slick-Medium	
		6 Laps at start			10 Laps at start	
7	7'40.655	20.645	29.121	24.535	17.035	
8	1'31.342 *	25.175*	25.324	24.131	16.712*	300.0
9	1'31.961 *	25.411*	25.745	24.111	16.694	300.0
10	1'31.949	24.968	25.812	24.441	16.728	301.2
11	1'39.193 P	25.046*	25.331	24.953	23.863	301.2
Run # 3	Front Tyre	Slick-Hard		Rear Tyre	Slick-Soft	
		11 Laps at start			New Tyre	
12	4'25.556	22.977	25.997	24.390	16.683	
13	1'32.052 *	25.408	25.855	24.319*	16.470	302.5
14	1'30.352	24.636	25.220	24.009	16.487	302.5
15	1'30.431	24.660	25.139	24.036	16.596	301.2
16	1'30.675 *	24.774	25.194	24.115*	16.592	303.7
17	1'44.253 P	29.527*	26.160	25.615	22.951	302.5
Run # 4	Front Tyre	Slick-Hard		Rear Tyre	Slick-Soft	
		New Tyre			New Tyre	
18	10'48.966 *	20.543	27.678*	24.921	17.060	
19	1'33.423	25.129	27.521	24.203	16.570	301.2
20	1'30.346	24.806	25.074	24.011	16.455	305.0
21	1'38.867 P	26.083	25.787	24.193	22.804	305.0
Run # 5	Front Tyre	Slick-Hard		Rear Tyre	Slick-Soft	
		4 Laps at start			New Tyre	
22	3'36.754	21.547	30.830	26.418	17.083	
23	1'35.060	24.857	27.536	25.992	16.675	307.6
24	1'29.789	24.683	25.032	23.747	16.327	307.6
25	1'32.724 *	24.649	24.891*	26.357	16.827	307.6

20th 37 **Augusto FERNANDEZ** KTM SPA
 GASGAS Factory Racing Tech3
 Runs=5 Total laps=28 Full laps=20 Valid laps=20

Run #	Front Tyre	Slick-Hard	Rear Tyre	Slick-Medium		
Run # 1	Front Tyre	Slick-Hard		Rear Tyre	Slick-Medium	
		New Tyre			New Tyre	
1	1'56.500	20.173	28.051	26.085	17.336	

Fastest Lap: Marco BEZZECCHI Mooney VR46 Racing ITA **1'28.533** 24.313 24.613 23.403 16.204

These data/results cannot be reproduced, stored and/or transmitted in whole or in part by any manner of electronic, mechanical, photocopying, recording, broadcasting or otherwise now known or herein after developed without the previous express consent by the copyright owner, except for reproduction in daily press and regular printed publications on sale to the public within 60 days of the event related to those data/results and always provided that copyright symbol appears together as follows below.
 © DORNA, 2023



Practice

MotoGP

Lap	Lap Time	T1	T2	T3	T4	Speed	Lap	Lap Time	T1	T2	T3	T4	Speed	
2	1'37.248	25.697	26.516	26.562	18.473	293.8	Run # 3	Front Tyre Slick-Hard	Rear Tyre Slick-Medium					
3	1'32.178	25.374	26.615	24.391	16.798	302.5	12 Laps at start			12 Laps at start				
4	1'31.244	25.185	25.427	23.921	16.711	306.3	13	8'46.413	22.532	27.746	33.613	18.598		
5	1'30.804	24.871	25.337	23.939	16.657	305.0	14	1'35.068	25.584	27.495	24.977	17.012	306.3	
6	1'31.153	24.973	25.389	23.951	16.840	303.7	15	1'32.230	25.225	25.811	24.465	16.729	303.7	
7	1'30.743	24.863	25.323	23.894	16.663	303.7	16	1'32.424	25.267	25.574	24.652	16.931	300.0	
8	1'30.605	24.794	25.330	23.879	16.602	303.7	17	1'44.790 P	25.929	29.298	26.810	22.753	302.5	
9	1'31.915	24.806	25.671	24.293	17.145	305.0	Run # 4	Front Tyre Slick-Hard	Rear Tyre Slick-Soft					
10	1'30.764	24.810	25.411	23.836	16.707	303.7	New Tyre			New Tyre				
11	1'30.572	24.764	25.324	23.838	16.646	302.5	18	7'10.600 *	22.282	26.307	24.574	18.193*		
12	1'44.127 P	25.894	29.390	25.573	23.270	302.5	19	1'31.063	25.043	25.536	23.896	16.588	302.5	
Run # 2	Front Tyre Slick-Hard	Rear Tyre Slick-Medium					20	1'30.584	24.882	25.309	23.848	16.545	305.0	
12 Laps at start			12 Laps at start				21	1'38.506 P	25.433	26.061	24.464	22.548	307.6	
13	6'16.178	18.904	26.526	24.746	16.651		Run # 5	Front Tyre Slick-Hard	Rear Tyre Slick-Soft					
14	1'32.666	24.930	25.288	23.986	18.462	302.5	4 Laps at start			New Tyre				
15	1'31.358	25.015	25.627	24.086	16.630	306.3	22	4'13.932	22.413	36.378	28.450	16.843		
16	1'30.797	24.769	25.439	23.953	16.636	303.7	23	1'31.452	25.057	25.244	24.287	16.864	309.0	
17	1'31.007	24.790	25.468	24.010	16.739	305.0	24	1'30.003	24.690	25.160	23.652	16.501	311.6	
18	1'35.530	28.371	25.805	24.423	16.931	303.7	25	1'32.758 *	24.834	25.603*	25.634	16.687	315.7	
19	1'36.656 P	24.804	25.592	24.100	22.160	303.7	22nd 27 Iker LECUONA						HONDA	SPA
Run # 3	Front Tyre Slick-Soft	Rear Tyre Slick-Soft					LCR Honda CASTROL							
New Tyre			New Tyre				Runs=5 Total laps=26 Full laps=17 Valid laps=13							
20	6'39.103 P	18.509	29.223	27.458	22.753		Run # 1	Front Tyre Slick-Hard	Rear Tyre Slick-Soft					
Run # 4	Front Tyre Slick-Soft	Rear Tyre Slick-Soft					New Tyre			New Tyre				
1 Laps at start			1 Laps at start				1	1'46.592	20.096	26.865	24.844	18.425		
21	5'59.280 *	19.362	26.843*	24.667	16.871		2	1'31.611	25.158	25.593	24.090	16.770	301.2	
22	1'30.368	24.813	25.173	23.808	16.574	306.3	3	1'30.700	24.922	25.220	23.949	16.609	302.5	
23	1'29.867	24.673	24.983	23.758	16.453	305.0	4	1'31.480	24.920	25.441	24.225	16.894	300.0	
24	1'39.025 P	26.997	25.986	24.292	21.750	306.3	5	1'32.392 *	25.637*	25.792	24.171	16.792	300.0	
Run # 5	Front Tyre Slick-Soft	Rear Tyre Slick-Soft					6	1'40.517 P	25.049	27.743	24.933	22.792	300.0	
5 Laps at start			New Tyre				Run # 2	Front Tyre Slick-Hard	Rear Tyre Slick-Soft					
25	4'23.156	20.861	29.381	26.286	17.059		6 Laps at start			6 Laps at start				
26	1'30.104	24.722	25.069	23.791	16.522	311.6	7	7'02.959	19.642	26.403	25.108	17.023		
27	1'48.417	24.559	36.815	29.744	17.299	309.0	8	1'31.720	25.119	25.501	24.346	16.754	301.2	
28	1'30.735	24.731	25.065	23.798	17.141	305.0	9	1'32.316	25.053	25.929	24.506	16.828	301.2	
21st 32 Lorenzo SAVADORI						APRILIA	ITA							
Aprilia Racing						Runs=5 Total laps=25 Full laps=16 Valid laps=14								
Run # 1	Front Tyre Slick-Hard	Rear Tyre Slick-Medium					Run # 3	Front Tyre Slick-Hard	Rear Tyre Slick-Soft					
New Tyre			New Tyre				12 Laps at start			12 Laps at start				
1	1'56.549	20.156	30.628	25.395	17.246		13	8'33.074	21.359	26.130	24.513	16.794		
2	1'31.559	25.190	25.590	23.961	16.818	305.0	14	1'31.576	25.105	25.472	24.248	16.751	301.2	
3	1'33.170	25.164	27.528	23.895	16.583	305.0	15	1'31.327	24.874	25.412	24.288	16.753	300.0	
4	1'37.917	25.251	25.471	27.601	19.594	306.3	16	1'38.178 P	25.196*	26.369	24.458	22.155	298.7	
5	1'31.017	24.984	25.438	23.960	16.635	306.3	Run # 4	Front Tyre Slick-Hard	Rear Tyre Slick-Soft					
6	1'31.085 *	25.029	25.552	23.902*	16.602	305.0	New Tyre			New Tyre				
7	1'39.643 P	25.745	26.438	24.972	22.488	306.3	17	6'53.224	19.871	25.913	24.601	16.736		
Run # 2	Front Tyre Slick-Hard	Rear Tyre Slick-Medium					18	1'30.498	24.871	25.124	23.986	16.517	301.2	
7 Laps at start			7 Laps at start				19	1'36.084 *	25.232*	27.306*	24.647	18.899	301.2	
8	6'34.934	22.748	27.442	24.969	16.992		20	1'30.439	24.850	25.236	23.849	16.504	305.0	
9	1'31.419	25.270	25.463	24.058	16.628	302.5	21	1'38.848 P	25.656*	27.537	24.074	21.581	301.2	
10	1'31.299	25.065	25.531	24.071	16.632	302.5	Run # 5	Front Tyre Slick-Hard	Rear Tyre Slick-Soft					
11	1'33.724	25.106	25.426	24.343	18.849	302.5	5 Laps at start			New Tyre				
12	1'44.181 P	26.887	27.744	26.626	22.924	289.1	22	3'37.456	17.936	25.545	23.931	16.480		

Fastest Lap: Marco BEZZECCHI Mooney VR46 Racing ITA **1'28.533** 24.313 24.613 23.403 16.204

These data/results cannot be reproduced, stored and/or transmitted in whole or in part by any manner of electronic, mechanical, photocopying, recording, broadcasting or otherwise now known or herein after developed without the previous express consent by the copyright owner, except for reproduction in daily press and regular printed publications on sale to the public within 60 days of the event related to those data/results and always provided that copyright symbol appears together as follows below.
© DORNA, 2023

Official MotoGP Timing by TISSOT
www.motogp.com

Spielberg, Friday, August 18, 2023

Page 8 of 9



Practice

MotoGP

Lap	Lap Time	T1	T2	T3	T4	Speed	Lap	Lap Time	T1	T2	T3	T4	Speed
23	1'30.223	24.638	25.062	23.733	16.790	305.0							
24	1'39.465 *	24.745*	26.565	24.761	23.394	303.7							
25	1'40.532	24.839	25.301	26.376	24.016	307.6							
26	1'32.250	24.816	25.705	23.959	17.770	306.3							

23rd 36 **Joan MIR** HONDA SPA
 Repsol Honda Team
 Runs=6 Total laps=22 Full laps=11 Valid laps=10

Run #	1	Front Tyre	Slick-Hard	Rear Tyre	Slick-Soft
		New Tyre		New Tyre	
1	1'53.605	19.807	27.114	25.087	17.279
2	1'40.218 P	25.665	25.814	24.704	24.035 302.5

Run #	2	Front Tyre	Slick-Hard	Rear Tyre	Slick-Soft
		2 Laps at start		2 Laps at start	
3	8'33.404	18.087	25.758	24.562	16.929
4	1'31.173	24.852	25.178	24.359	16.784 302.5
5	1'30.492	24.658	25.114	24.074	16.646 302.5
6	1'30.751	24.617	25.180	24.244	16.710 302.5
7	1'40.167 P	25.067	25.651	24.616	24.833 302.5

Run #	3	Front Tyre	Slick-Hard	Rear Tyre	Slick-Soft
		7 Laps at start		7 Laps at start	
8	6'50.726	18.439	25.925	24.582	16.949
9	1'31.178	24.943	25.286	24.188	16.761 301.2
10	1'40.297 P	25.025	26.296	24.949	24.027 301.2

Run #	4	Front Tyre	Slick-Medium	Rear Tyre	Slick-Soft
		New Tyre		New Tyre	
11	8'23.391	18.258	25.677	24.368	16.809
12	1'30.352	24.612	25.124	24.021	16.595 301.2
13	1'38.724	24.643	31.339	25.609	17.133 302.5
14	1'53.829 P	25.975	32.256	30.018	25.580 301.2

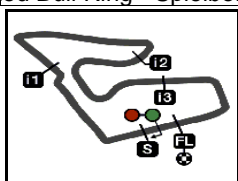
Run #	5	Front Tyre	Slick-Medium	Rear Tyre	Slick-Soft
		4 Laps at start		4 Laps at start	
15	5'49.176 *	18.752	26.957*	24.522	17.160
16	1'33.743	24.602	27.512	24.837	16.792 305.0
17	1'36.108 P	24.630	25.047	23.964	22.467 303.7

Run #	6	Front Tyre	Slick-Medium	Rear Tyre	Slick-Soft
		7 Laps at start		New Tyre	
18	3'36.848	17.738	25.178	24.068	16.547
19	1'29.843 *	24.569*	24.832	23.868	16.574 305.0
20	1'40.480	24.641	27.655	26.465	21.719 305.0
21	1'40.505	24.777	32.581	26.456	16.691 309.0
22	1'38.793	24.466	24.853	23.875	25.599 306.3

Fastest Lap: Marco BEZZECCHI Mooney VR46 Racing ITA **1'28.533** 24.313 24.613 23.403 16.204

These data/results cannot be reproduced, stored and/or transmitted in whole or in part by any manner of electronic, mechanical, photocopying, recording, broadcasting or otherwise now known or herein after developed without the previous express consent by the copyright owner, except for reproduction in daily press and regular printed publications on sale to the public within 60 days of the event related to those data/results and always provided that copyright symbol appears together as follows below.
 © DORNA, 2023





4348 m.

CryptoDATA MOTORRAD GRAND PRIX VON ÖSTERREICH

Practice

Best Partial Times

MotoGP™

IT Ideal Lap Time, sum of the best partial times

BT Best Lap Time

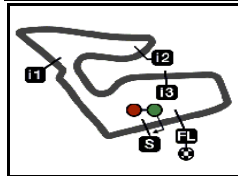
T1		T2		T3		T4				IT		BT	
Pos	Rider	Time	Rider	Time	Rider	Time	Rider	Time	Pos	Rider			
1	M.VIÑALES	24.176	M.VIÑALES	24.606	B.BINDER	23.395	M.BEZZECCHI	16.204	1	M.BEZZECCHI	1'28.533	1'28.533	(1)
2	M.BEZZECCHI	24.313	M.BEZZECCHI	24.613	A.ESPARGARO	23.398	F.BAGNAIA	16.208	2	M.VIÑALES	1'28.570	1'28.577	(2)
3	M.MARQUEZ	24.313	B.BINDER	24.681	M.BEZZECCHI	23.403	M.VIÑALES	16.211	3	B.BINDER	1'28.692	1'28.863	(4)
4	B.BINDER	24.339	F.QUARTARARO	24.709	J.ZARCO	23.429	A.MARQUEZ	16.235	4	F.BAGNAIA	1'28.819	1'28.821	(3)
5	J.MARTIN	24.339	F.BAGNAIA	24.744	J.MARTIN	23.437	J.ZARCO	16.275	5	J.ZARCO	1'28.921	1'28.921	(5)
6	A.ESPARGARO	24.370	P.ESPARGARO	24.748	A.MARQUEZ	23.466	B.BINDER	16.277	6	A.ESPARGAR	1'28.952	1'29.052	(7)
7	M.OLIVEIRA	24.373	J.ZARCO	24.750	F.BAGNAIA	23.482	M.OLIVEIRA	16.312	6	A.MARQUEZ	1'28.952	1'29.096	(8)
8	F.QUARTARARO	24.375	F.DI GIANNANTO	24.810	M.VIÑALES	23.577	A.ESPARGARO	16.318	8	J.MARTIN	1'28.992	1'29.012	(6)
9	L.MARINI	24.383	L.MARINI	24.824	J.MILLER	23.588	L.MARINI	16.321	9	F.QUARTARAR	1'29.102	1'29.155	(9)
10	E.BASTIANINI	24.383	J.MIR	24.832	M.OLIVEIRA	23.606	R.FERNANDEZ	16.327	10	L.MARINI	1'29.143	1'29.186	(11)
11	F.BAGNAIA	24.385	A.MARQUEZ	24.839	L.MARINI	23.615	F.QUARTARARO	16.339	11	M.OLIVEIRA	1'29.160	1'29.160	(10)
12	A.MARQUEZ	24.412	M.MARQUEZ	24.841	F.DI GIANNANTO	23.637	M.MARQUEZ	16.339	12	M.MARQUEZ	1'29.209	1'29.356	(13)
13	F.DI GIANNANTO	24.451	J.MILLER	24.842	L.SAVADORI	23.652	J.MILLER	16.355	13	J.MILLER	1'29.253	1'29.400	(14)
14	J.MIR	24.466	F.MORBIDELLI	24.846	F.QUARTARARO	23.679	J.MARTIN	16.357	14	F.DI GIANNAN	1'29.270	1'29.310	(12)
15	J.ZARCO	24.467	J.MARTIN	24.859	T.NAKAGAMI	23.683	E.BASTIANINI	16.359	15	E.BASTIANINI	1'29.417	1'29.515	(16)
16	J.MILLER	24.468	A.ESPARGARO	24.866	P.ESPARGARO	23.692	T.NAKAGAMI	16.366	16	P.ESPARGAR	1'29.486	1'29.486	(15)
17	P.ESPARGARO	24.514	M.OLIVEIRA	24.869	M.MARQUEZ	23.716	F.MORBIDELLI	16.367	17	F.MORBIDELLI	1'29.530	1'29.621	(17)
18	T.NAKAGAMI	24.540	E.BASTIANINI	24.891	F.MORBIDELLI	23.722	F.DI GIANNANTO	16.372	18	T.NAKAGAMI	1'29.583	1'29.730	(18)
19	A.FERNANDEZ	24.559	A.FERNANDEZ	24.983	I.LECUONA	23.733	A.FERNANDEZ	16.453	19	J.MIR	1'29.713	1'30.352	(23)
20	F.MORBIDELLI	24.595	T.NAKAGAMI	24.994	R.FERNANDEZ	23.747	I.LECUONA	16.480	20	R.FERNANDEZ	1'29.742	1'29.789	(19)
21	R.FERNANDEZ	24.636	R.FERNANDEZ	25.032	A.FERNANDEZ	23.758	L.SAVADORI	16.501	21	A.FERNANDEZ	1'29.753	1'29.867	(20)
22	I.LECUONA	24.638	I.LECUONA	25.062	E.BASTIANINI	23.784	P.ESPARGARO	16.532	22	I.LECUONA	1'29.913	1'30.223	(22)
23	L.SAVADORI	24.690	L.SAVADORI	25.160	J.MIR	23.868	J.MIR	16.547	23	L.SAVADORI	1'30.003	1'30.003	(21)

These data/results cannot be reproduced, stored and/or transmitted in whole or in part by any manner of electronic, mechanical, photocopying, recording, broadcasting or otherwise now known or herein after developed without the previous express consent by the copyright owner, except for reproduction in daily press and regular printed publications on sale to the public within 60 days of the event related to those data/results and always provided that copyright symbol appears together as follows below.

© DORNA, 2023

Official MotoGP Timing by **TISSOT**
www.motogp.com





4348 m.

CryptoDATA MOTORRAD GRAND PRIX VON ÖSTERREICH**Practice****Fastest Laps Sequence**

<i>Practice Time</i>	 <i>Rider</i>	<i>Nation</i>	<i>Motorcycle</i>	<i>Time</i>	<i>Km/h</i>	<i>Rider's Lap</i>
3'16.235	10 Luca MARINI	ITA	DUCATI	1'32.569	169.0	2
3'16.879	49 Fabio DI GIANNANTONI	ITA	DUCATI	1'31.576	170.9	2
3'28.108	32 Lorenzo SAVADORI	ITA	APRILIA	1'31.559	170.9	2
3'29.528	5 Johann ZARCO	FRA	DUCATI	1'31.428	171.2	2
3'50.798	41 Aleix ESPARGARO	SPA	APRILIA	1'31.310	171.4	2
3'55.003	1 Francesco BAGNAIA	ITA	DUCATI	1'30.511	172.9	2
4'51.278	12 Maverick VIÑALES	SPA	APRILIA	1'29.618	174.6	3
6'24.651	72 Marco BEZZECCHI	ITA	DUCATI	1'29.569	174.7	4
6'35.074	33 Brad BINDER	RSA	KTM	1'29.559	174.7	4
9'24.687	72 Marco BEZZECCHI	ITA	DUCATI	1'29.450	174.9	6
21'29.395	12 Maverick VIÑALES	SPA	APRILIA	1'29.075	175.7	11
51'06.176	1 Francesco BAGNAIA	ITA	DUCATI	1'28.821	176.2	17
55'36.000	72 Marco BEZZECCHI	ITA	DUCATI	1'28.533	176.8	23

These data/results cannot be reproduced, stored and/or transmitted in whole or in part by any manner of electronic, mechanical, photocopying, recording, broadcasting or otherwise now known or herein after developed without the previous express consent by the copyright owner, except for reproduction in daily press and regular printed publications on sale to the public within 60 days of the event related to those data/results and always provided that copyright symbol appears together as follows below.

© DORNA, 2023

Official MotoGP Timing by TISSOT
www.motogp.com

Spielberg, Friday, August 18, 2023

