


4657 m.

GRAN PREMI MONSTER ENERGY DE CATALUNYA

Practice Nr. 1

Classification

3

		Rider	Nation	Team	Motorcycle	Time	Lap Total	Gap	Top Speed
1	79	Ai OGURA	JPN	IDEMITSU Honda Team Asia	KALEX	1'44.804	14 17		289.5
2	37	Pedro ACOSTA	SPA	Red Bull KTM Ajo	KALEX	1'44.806	13 18	0.002 0.002	293.4
3	21	Alonso LOPEZ	SPA	Beta Tools SpeedUp	BOSCOSCURO	1'44.822	14 17	0.018 0.016	288.7
4	40	Aron CANET	SPA	Pons Wegow Los40	KALEX	1'44.862	12 16	0.058 0.040	290.3
5	16	Joe ROBERTS	USA	Italtrans Racing Team	KALEX	1'44.961	14 19	0.157 0.099	289.5
6	22	Sam LOWES	GBR	Elf Marc VDS Racing Team	KALEX	1'45.160	13 18	0.356 0.199	288.7
7	75	Albert ARENAS	SPA	Red Bull KTM Ajo	KALEX	1'45.176	17 17	0.372 0.016	292.6
8	96	Jake DIXON	GBR	Asterius GASGAS Aspar Team	KALEX	1'45.235	14 17	0.431 0.059	288.7
9	14	Tony ARBOLINO	ITA	Elf Marc VDS Racing Team	KALEX	1'45.262	13 15	0.458 0.027	291.1
10	18	Manuel GONZALEZ	SPA	Correos Prepago Yamaha VR46 M	KALEX	1'45.428	18 19	0.624 0.166	291.1
11	35	Somkiat CHANTRA	THA	IDEMITSU Honda Team Asia	KALEX	1'45.472	14 18	0.668 0.044	291.8
12	54	Fermín ALDEGUER	SPA	Beta Tools SpeedUp	BOSCOSCURO	1'45.503	13 14	0.699 0.031	294.2
13	71	Dennis FOGGIA	ITA	Italtrans Racing Team	KALEX	1'45.563	12 17	0.759 0.060	286.4
14	52	Jeremy ALCOBA	SPA	QJMOTOR Gresini Moto2	KALEX	1'45.574	13 16	0.770 0.011	292.6
15	7	Barry BALTUS	BEL	Fieten Olie Racing GP	KALEX	1'45.618	12 18	0.814 0.044	291.8
16	13	Celestino VIETTI	ITA	Fantic Racing	KALEX	1'45.649	16 20	0.845 0.031	290.3
17	64	Bo BENDSNEYDER	NED	Pertamina Mandalika SAG Team	KALEX	1'45.677	15 18	0.873 0.028	289.5
18	24	Marcos RAMIREZ	SPA	OnlyFans American Racing	KALEX	1'45.737	15 19	0.933 0.060	289.5
19	84	Zonta VD GOORBERGH	NED	Fieten Olie Racing GP	KALEX	1'45.745	19 19	0.941 0.008	290.3
20	11	Sergio GARCIA	SPA	Pons Wegow Los40	KALEX	1'45.870	12 18	1.066 0.125	289.5
21	3	Lukas TULOVIC	GER	Liqui Moly Husqvarna Intact GP	KALEX	1'45.900	19 22	1.096 0.030	291.1
22	12	Filip SALAC	CZE	QJMOTOR Gresini Moto2	KALEX	1'45.991	6 12	1.187 0.091	289.5
23	8	Senna AGIUS	AUS	Liqui Moly Husqvarna Intact GP	KALEX	1'46.125	13 17	1.321 0.134	291.8
24	28	Izan GUEVARA	SPA	Asterius GASGAS Aspar Team	KALEX	1'46.570	18 18	1.766 0.445	289.5
25	33	Rory SKINNER	GBR	OnlyFans American Racing	KALEX	1'46.631	18 19	1.827 0.061	289.5
26	55	Yeray RUIZ	SPA	Forward Team	FORWARD	1'46.822	11 14	2.018 0.191	288.0
27	73	Mattia RATO	ITA	Pertamina Mandalika SAG Team	KALEX	1'47.022	16 17	2.218 0.200	290.3
28	67	Alberto SURRA	ITA	Forward Team	FORWARD	1'47.039	13 14	2.235 0.017	287.2
29	72	Borja GOMEZ	SPA	Fantic Racing	KALEX	1'47.205	13 19	2.401 0.166	291.1
30	5	Kohta NOZANE	JPN	Correos Prepago Yamaha VR46 M	KALEX	1'47.425	17 17	2.621 0.220	280.5

Practice condition: **Dry**

Air: 23°

Humidity: 76%

Ground: 29°

Fastest Lap:	Lap: 14	Ai OGURA	1'44.804	159.9 Km/h
Best Race Lap:	2021	Raul FERNANDEZ	1'43.757	161.5 Km/h
All Time Lap Record:	2021	Remy GARDNER	1'42.977	162.8 Km/h

The results are provisional until the end of the limit for protest and appeals.

Time limit for protest expires 30' after publication of the results - Time:

These data/results cannot be reproduced, stored and/or transmitted in whole or in part by any manner of electronic, mechanical, photocopying, recording, broadcasting or otherwise now known or herein after developed without the previous express consent by the copyright owner, except for reproduction in daily press and regular printed publications on sale to the public within 60 days of the event related to those data/results and always provided that copyright symbol appears together as follows below.

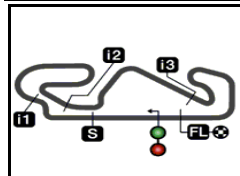
© DORNA, 2023

Official MotoGP Timing by TISSOT
www.motogp.com

Barcelona, Friday, September 01, 2023

moto2™





4657 m.

GRAN PREMI MONSTER ENERGY DE CATALUNYA

Practice Nr. 1

Top Speed & Average

4



Rider	Nation	Motorcycle	Top 5 speeds					Average	Top
54 Fermín ALDEGUER	SPA	BOSCOSCURO	294.2	293.4	291.1	291.1	291.1	292.2	294.2
37 Pedro ACOSTA	SPA	KALEX	293.4	292.6	291.8	291.8	291.8	292.2	293.4
52 Jeremy ALCOBA	SPA	KALEX	292.6	291.8	289.5	289.5	288.7	290.4	292.6
75 Albert ARENAS	SPA	KALEX	292.6	292.6	292.6	291.1	290.3	291.8	292.6
7 Barry BALTUS	BEL	KALEX	291.8	290.3	289.5	289.5	289.5	290.1	291.8
8 Senna AGIUS	AUS	KALEX	291.8	291.1	291.1	291.1	290.3	290.8	291.8
35 Somkiat CHANTRA	THA	KALEX	291.8	291.1	290.3	288.7	288.7	290.1	291.8
3 Lukas TULOVIC	GER	KALEX	291.1	289.5	288.0	288.0	288.0	288.8	291.1
14 Tony ARBOLINO	ITA	KALEX	291.1	289.5	289.5	289.5	288.7	289.2	291.1
18 Manuel GONZALEZ	SPA	KALEX	291.1	290.3	289.5	289.5	289.5	289.9	291.1
72 Borja GOMEZ	SPA	KALEX	291.1	290.3	289.5	288.7	288.7	289.7	291.1
13 Celestino VIETTI	ITA	KALEX	290.3	290.3	290.3	289.5	289.5	289.8	290.3
40 Aron CANET	SPA	KALEX	290.3	289.5	289.5	288.7	288.7	289.3	290.3
73 Mattia RATO	ITA	KALEX	290.3	287.2	287.2	286.4	285.7	287.1	290.3
84 Zonta VD GOORBERGH	NED	KALEX	290.3	290.3	289.5	288.7	287.2	288.2	290.3
11 Sergio GARCIA	SPA	KALEX	289.5	288.7	288.7	288.7	288.7	288.8	289.5
12 Filip SALAC	CZE	KALEX	289.5	289.5	289.5	289.5	288.7	289.2	289.5
16 Joe ROBERTS	USA	KALEX	289.5	289.5	289.5	289.5	289.5	289.5	289.5
24 Marcos RAMIREZ	SPA	KALEX	289.5	289.5	289.5	288.7	287.2	288.4	289.5
28 Izan GUEVARA	SPA	KALEX	289.5	288.7	288.7	288.7	288.7	288.8	289.5
33 Rory SKINNER	GBR	KALEX	289.5	287.2	287.2	286.4	286.4	287.0	289.5
64 Bo BENDSNEYDER	NED	KALEX	289.5	288.7	286.4	285.7	285.7	287.2	289.5
79 Ai OGURA	JPN	KALEX	289.5	289.5	288.0	288.0	288.0	288.6	289.5
21 Alonso LOPEZ	SPA	BOSCOSCURO	288.7	288.0	287.2	286.4	286.4	287.1	288.7
22 Sam LOWES	GBR	KALEX	288.7	288.0	288.0	288.0	288.0	288.1	288.7
96 Jake DIXON	GBR	KALEX	288.7	288.7	288.0	288.0	288.0	288.3	288.7
55 Yeray RUIZ	SPA	FORWARD	288.0	288.0	288.0	288.0	287.2	287.7	288.0
67 Alberto SURRA	ITA	FORWARD	287.2	287.2	287.2	286.4	286.4	286.9	287.2
71 Dennis FOGGIA	ITA	KALEX	286.4	286.4	286.4	285.7	285.7	285.9	286.4
5 Kohta NOZANE	JPN	KALEX	280.5	280.5	279.7	279.7	279.7	279.9	280.5

These data/results cannot be reproduced, stored and/or transmitted in whole or in part by any manner of electronic, mechanical, photocopying, recording, broadcasting or otherwise now known or herein after developed without the previous express consent by the copyright owner, except for reproduction in daily press and regular printed publications on sale to the public within 60 days of the event related to those data/results and always provided that copyright symbol appears together as follows below.

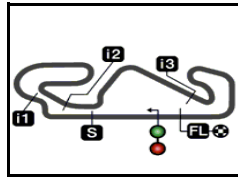
© DORNA, 2023

Official MotoGP Timing by TISSOT
www.motogp.com





Barcelona, Friday, September 01, 2023



4657 m.

GRAN PREMI MONSTER ENERGY DE CATALUNYA

Practice Nr. 1

Chronological Analysis of Performances

5

* Lap / Sector time cancelled

T1 Time from finish line to 1st intermediate

T3 Time from 2nd intermed. to 3rd intermed.

P Crossing the finish line in pit lane

T2 Time from 1st intermed. to 2nd intermed.

T4 Time from 3rd intermediate to finish line

Lap	Lap Time	T1	T2	T3	T4	Speed	Lap	Lap Time	T1	T2	T3	T4	Speed	
1st	79	Ai OGURA					IDEMITSU Honda Tea JPN	4	1'45.836	18.613	33.112	22.005	32.106	281.9
		Runs=2	Total laps=17	Full laps=14	Valid laps=13		5	1'48.095	18.705	33.031	21.969	34.390	282.7	
1	2'27.819	21.902	35.611	23.044	33.342	189.4	6	1'45.853	18.662	33.066	21.911	32.214	282.7	
2	1'47.615	19.170	33.653	22.307	32.485	287.2	7	1'45.580 *	18.558	33.016	21.924*	32.082	282.7	
3	1'46.318	18.751	33.290	22.073	32.204	287.2	8	1'57.897 P	18.595	32.998	21.871	44.433	281.9	
4	1'46.066	18.618	33.111	22.120	32.217	288.0	9	7'32.331	20.371	34.187	21.904	32.332	172.5	
5	1'45.518	18.507	33.081	21.928	32.002	288.0	10	1'45.987	18.734	33.155	21.882	32.216	288.7	
6	1'45.625	18.571	33.056	21.924	32.074	289.5	11	1'45.709 *	18.575	33.188*	21.800	32.146	288.0	
7	1'46.256	18.680	33.132	22.128	32.316	289.5	12	1'58.250 P	18.563	33.171	22.673	43.843	286.4	
8	1'45.504	18.503	33.087	21.817	32.097	287.2	13	6'53.559	19.357	34.198	21.956	32.046	185.8	
9	1'45.661	18.452	33.161	21.977	32.071	287.2	14	1'44.822	18.433	32.842	21.646	31.901	286.4	
10	2'06.235 P	20.11*	36.711	23.509	45.903	285.7	15	1'49.355 *	19.33*	34.912	22.434	32.677	287.2	
11	11'04.079 *	24.796	35.932	22.731*	32.735	143.2	16	1'45.052	18.437	32.923	21.696	31.996	286.4	
12	1'46.025	18.732	33.275	21.855	32.163	284.9	17	1'50.104	18.648	35.143	22.805	33.508	286.4	
13	1'44.978	18.522	32.855	21.787	31.814	285.7								
14	1'44.804	18.434	32.832	21.636	31.902	287.2	4th	40	Aron CANET					Pons Wegow Los40 SPA
15	1'49.324 *	21.11*	34.077	22.047	32.088	286.4			Runs=3	Total laps=16	Full laps=11	Valid laps=10		
16	1'45.149	18.533	32.871	21.803	31.942	287.2	1	2'37.858	20.124	33.813	22.569	32.507	185.8	
17	1'45.218	18.519	33.018	21.728	31.953	288.0	2	1'45.884	18.701	33.054	22.060	32.069	288.7	
							3	1'45.709	18.534	33.203	21.954	32.018	290.3	
2nd	37	Pedro ACOSTA					Red Bull KTM Ajo SPA	4	1'45.722	18.487	33.183	21.922	32.130	288.7
		Runs=2	Total laps=18	Full laps=15	Valid laps=10		5	1'45.924	18.517	33.166	22.005	32.236	289.5	
1	2'37.545	19.930	34.316	22.442	32.854	192.5	6	2'03.801 P	20.35*	34.736	22.428	46.286	281.9	
2	1'45.519	18.504	33.135	21.828	32.052	291.1	7	7'07.363	20.256	33.704	22.162	32.544	170.0	
3	1'45.862	18.528	33.396	21.843	32.095	290.3	8	1'46.557	18.833	33.421	21.980	32.323	284.2	
4	1'45.633	18.329	33.191	21.919	32.194	291.1	9	2'01.273 P	18.743	33.426	22.567	46.537	285.7	
5	1'45.767	18.473	33.140	21.939	32.215	291.8	10	8'04.647	22.904	35.465	25.367	33.192	142.4	
6	1'49.119 *	18.79*	34.468	23.436*	32.421	291.1	11	1'45.296	18.614	32.915	21.915	31.852	287.2	
7	1'45.740	18.474	33.169	21.893	32.204	292.6	12	1'44.862	18.429	32.837	21.828	31.768	285.7	
8	1'50.066 *	18.507	33.685	24.503*	33.371	291.1	13	1'45.098	18.623	32.911	21.738	31.826	288.0	
9	1'46.131 *	18.525	33.331	21.907*	32.368	290.3	14	1'50.313	18.454	33.057	22.572	36.230	286.4	
10	1'59.486 P	18.81*	34.848	24.002*	41.826	289.5	15	1'45.508	18.456	33.062	21.835	32.155	289.5	
11	10'08.302	23.966	35.222	22.256	32.658	135.8	16	1'55.663 *	21.45*	36.910	23.082	34.212	268.6	
12	1'45.310	18.497	33.081	21.750	31.982	288.7								
13	1'44.806	18.343	32.827	21.719	31.917	290.3	5th	16	Joe ROBERTS					Italtrans Racing Team USA
14	1'45.027	18.299	32.989	21.690	32.049	291.8			Runs=2	Total laps=19	Full laps=16	Valid laps=11		
15	1'45.069	18.331	32.949	21.724	32.065	291.8	1	2'32.170	22.024	36.575	23.434	33.499	169.0	
16	1'48.638 *	18.61*	35.284	22.530	32.211	290.3	2	1'47.949	19.167	33.778	22.424	32.580	286.4	
17	1'45.217	18.349	33.045	21.743	32.080	293.4	3	1'46.414	18.739	33.158	22.192	32.325	288.7	
18	1'48.206 *	18.445	34.447	22.962*	32.352	291.8	4	1'50.279 *	18.674	36.546	22.451*	32.608	289.5	
							5	1'46.082	18.701	33.230	21.998	32.153	289.5	
3rd	21	Alonso LOPEZ					Beta Tools SpeedUp SPA	6	1'45.869 *	18.582	33.155	21.967	32.165*	288.7
		Runs=3	Total laps=17	Full laps=12	Valid laps=9		7	1'46.166	18.669	33.203	22.014	32.280	288.7	
1	1'52.562	20.477	34.766	22.681	32.500	189.1	8	1'46.164	18.614	33.218	21.984	32.348	288.0	
2	1'48.266	18.816	33.784	22.857	32.809	284.2	9	1'55.722 *	20.29*	39.107	23.728	32.595	288.0	
3	1'46.141	18.835	33.178	21.969	32.159	282.7	10	1'46.036	18.630	33.202	21.907	32.297	289.5	

Fastest Lap: Ai OGURA

IDEMITSU Honda Tea JPN

1'44.804

18.434

32.832

21.636

31.902

These data/results cannot be reproduced, stored and/or transmitted in whole or in part by any manner of electronic, mechanical, photocopying, recording, broadcasting or otherwise now known or herein after developed without the previous express consent by the copyright owner, except for reproduction in daily press and regular printed publications on sale to the public within 60 days of the event related to those data/results and always provided that copyright symbol appears together as follows below.

© DORNA, 2023

Practice Nr. 1

Moto2

Lap	Lap Time	T1	T2	T3	T4	Speed	Lap	Lap Time	T1	T2	T3	T4	Speed
11	2'05.481 P	20.40*	36.945	22.922	45.208	288.7	4	1'46.370	18.683	33.272	22.003	32.412	288.7
12	8'08.793	22.886	34.753	22.630	32.708	143.2	5	1'45.681	18.577	33.138	21.775	32.191	286.4
13	1'45.438	18.652	33.060	21.779	31.947	287.2	6	1'46.033	18.624	33.036	22.009	32.364	287.2
14	1'44.961	18.531	32.801	21.768	31.861	289.5	7	1'45.877	18.599	33.178	21.893	32.207	288.0
15	1'45.361 *	18.446	32.830	21.785*	32.300	289.5	8	1'46.051	18.610	33.161	21.863	32.417	287.2
16	1'48.996	18.508	32.921	24.642	32.925	288.7	9	1'46.219	18.664	33.223	21.920	32.412	288.0
17	1'45.568 *	18.540	33.018	21.831	32.179*	288.7	10	1'46.034	18.635	33.223	21.873	32.303	286.4
18	1'45.573	18.532	33.041	21.890	32.110	288.0	11	1'56.293 P	18.585	33.240	21.894	42.574	284.9
19	1'45.861	18.581	33.152	21.944	32.184	288.0	12	10'48.577	23.085	34.276	22.219	32.589	166.9
6th 22 Sam LOWES Elf Marc VDS Racing GBR Runs=2 Total laps=18 Full laps=15 Valid laps=11							13	1'45.289	18.585	32.986	21.598	32.120	286.4
1	2'26.646	22.284	35.424	22.942	33.239	154.7	14	1'45.235	18.426	32.870	21.831	32.108	288.7
2	1'47.271 *	19.067	33.594	22.109	32.501*	287.2	15	1'45.330	18.442	33.040	21.745	32.103	287.2
3	1'46.577 *	18.802	33.446	21.987*	32.342	287.2	16	1'45.502	18.626	33.038	21.779	32.059	286.4
4	1'46.380	18.901	33.267	21.950	32.262	288.0	17	1'57.961 *	19.77*	39.867	24.728	33.589	288.0
5	1'46.063	18.710	33.207	21.902	32.244	287.2	9th 14 Tony ARBOLINO Elf Marc VDS Racing ITA Runs=2 Total laps=15 Full laps=12 Valid laps=10						
6	1'45.708	18.608	33.157	21.815	32.128	288.0	1	2'50.422	19.007	34.323	22.457	32.590	177.3
7	2'03.027 P	18.998	36.158	23.155	44.716	284.2	2	1'47.185	18.908	33.570	22.042	32.665	288.0
8	10'36.774 *	22.221	35.657	22.460*	32.772*	143.2	3	1'46.111 *	18.625	33.272	21.955	32.259*	288.7
9	1'46.310 *	18.793	33.239*	22.085	32.193	285.7	4	1'45.980	18.643	33.084	21.932	32.321	288.7
10	1'45.634	18.721	33.114	21.835	31.964	288.0	5	1'47.056 *	18.59*	33.664	22.152	32.647	288.7
11	1'45.456	18.680	33.063	21.770	31.943	287.2	6	1'46.377	18.713	33.276	21.991	32.397	288.7
12	1'45.484	18.699	32.933	21.755	32.097	288.0	7	1'46.211	18.652	33.090	22.033	32.436	288.7
13	1'45.160	18.552	32.959	21.673	31.976	287.2	8	1'46.214	18.644	33.196	22.007	32.367	288.7
14	1'45.319 *	18.608	32.927	21.756	32.028*	287.2	9	2'00.531 P	18.799	36.131	22.695	42.906	287.2
15	1'48.387	19.780	33.808	22.152	32.647	288.0	10	13'54.193	18.746	35.113	22.261	32.509	186.8
16	1'45.442	18.608	33.032	21.720	32.082	287.2	11	1'47.999	18.756	33.086	21.861	34.296	287.2
17	1'45.769	18.705	33.030	21.877	32.157	288.7	12	1'45.449	18.579	33.021	21.740	32.109	289.5
18	1'45.582	18.708	33.098	21.721	32.055	286.4	13	1'45.262	18.468	33.002	21.678	32.114	289.5
7th 75 Albert ARENAS Red Bull KTM Ajo SPA Runs=2 Total laps=17 Full laps=14 Valid laps=13							14	1'51.551	18.508	37.295	22.681	33.067	291.1
1	2'34.771	21.424	36.275	23.787	35.628	180.6	15	1'45.633	18.633	33.028	21.802	32.170	289.5
2	1'47.923	19.183	33.703	22.283	32.754	288.0	10th 18 Manuel GONZALEZ Correos Prepagó Yam SPA Runs=2 Total laps=19 Full laps=16 Valid laps=15						
3	1'46.530	18.799	33.367	21.959	32.405	289.5	1	2'00.292	19.014	33.608	22.201	32.299	192.5
4	1'45.849	18.641	32.970	21.974	32.264	292.6	2	1'45.670	18.646	33.056	21.854	32.114	289.5
5	1'45.838	18.507	33.130	21.911	32.290	292.6	3	1'45.861	18.613	33.127	21.854	32.267	289.5
6	1'45.858	18.450	33.216	21.828	32.364	292.6	4	1'45.563	18.495	33.016	21.857	32.195	288.0
7	1'49.018 *	18.576	33.263	22.915	34.264*	289.5	5	1'45.724	18.484	33.057	21.959	32.224	288.7
8	1'46.246	18.657	33.305	21.871	32.413	291.1	6	1'45.741	18.559	32.992	21.926	32.264	289.5
9	2'01.617 P	19.53*	36.094	21.979	44.011	290.3	7	1'56.549	18.539	33.111	23.629	41.270	288.0
10	11'16.356	21.421	34.720	22.437	32.887	156.9	8	1'46.006	18.643	33.104	21.998	32.261	288.0
11	1'46.654	18.733	33.311	22.171	32.439	286.4	9	1'45.757	18.574	33.128	21.838	32.217	287.2
12	1'46.010	18.599	33.199	21.908	32.304	288.7	10	2'00.226 P	20.65*	34.658	22.281	42.630	286.4
13	1'45.255	18.502	33.065	21.686	32.002	288.7	11	8'44.545	21.904	33.989	22.243	32.368	162.6
14	1'45.525	18.545	33.091	21.757	32.132	289.5	12	1'47.166	18.683	34.163	22.073	32.247	287.2
15	1'45.653	18.579	33.028	21.792	32.254	289.5	13	1'45.964	18.479	33.165	21.962	32.358	288.0
16	1'45.288	18.498	33.051	21.636	32.103	289.5	14	1'45.647	18.546	33.028	21.946	32.127	288.0
17	1'45.176	18.568	33.038	21.555	32.015	289.5	15	1'45.438	18.464	33.049	21.834	32.091	288.7
8th 96 Jake DIXON Asterius GASGAS As GBR Runs=2 Total laps=17 Full laps=14 Valid laps=13							16	1'54.576 *	18.520	34.344	23.817	37.895*	288.7
1	2'45.627	19.785	34.839	22.695	33.032	190.8	17	1'47.566	18.690	33.130	22.200	33.546	291.1
2	1'46.813	18.979	33.463	22.062	32.309	286.4	18	1'45.428	18.477	33.000	21.820	32.131	289.5
3	1'45.674	18.694	32.981	21.932	32.067	287.2	19	1'45.678	18.516	33.109	21.886	32.167	290.3

Fastest Lap: Ai OGURA IDEMITSU Honda Tea JPN 1'44.804 18.434 32.832 21.636 31.902

These data/results cannot be reproduced, stored and/or transmitted in whole or in part by any manner of electronic, mechanical, photocopying, recording, broadcasting or otherwise now known or herein after developed without the previous express consent by the copyright owner, except for reproduction in daily press and regular printed publications on sale to the public within 60 days of the event related to those data/results and always provided that copyright symbol appears together as follows below.
© DORNA, 2023



Practice Nr. 1

Moto2

Lap	Lap Time	T1	T2	T3	T4	Speed	Lap	Lap Time	T1	T2	T3	T4	Speed
11th 35	Somkiat CHANTRA	IDEMITSU Honda Tea THA	17	1'46.279	18.773	33.231	21.985	32.290	286.4				
	Runs=3	Total laps=18	Full laps=13	Valid laps=10									
1	2'23.385	21.734	35.683	23.087	33.228	161.6							
2	1'47.056 *	18.857	33.310	22.252*	32.637	287.2							
3	1'46.465 *	18.797	32.987	22.006	32.675*	287.2							
4	1'46.308	18.827	33.060	22.038	32.383	285.7							
5	1'48.248	18.771	34.648	22.289	32.540	286.4							
6	1'45.955	18.619	33.074	21.995	32.267	288.7							
7	1'58.844 P	19.194	33.669	22.970	43.011	288.0							
8	6'20.602	21.344	33.992	22.184	32.686	142.6							
9	1'45.950	18.641	33.024	21.921	32.364	288.0							
10	1'45.671	18.564	33.048	21.847	32.212	287.2							
11	1'55.653 P	18.490	33.140*	21.900	42.123	288.0							
12	5'23.954	20.183	34.606	22.357	33.092	166.4							
13	1'45.760	18.559	33.186	21.838	32.177	290.3							
14	1'45.472	18.567	33.004	21.852	32.049	291.8							
15	1'45.525	18.619	32.957	21.797	32.152	291.1							
16	1'51.391 *	19.36*	36.934	22.671	32.424	288.7							
17	1'46.519	18.577	33.267	21.969	32.706	287.2							
18	1'45.677	18.628	33.082	21.749	32.218	287.2							
12th 54	Fermín ALDEGUER	Beta Tools SpeedUp SPA	15th	7	Barry BALTUS	Fieten Olie Racing GP BEL							
	Runs=1	Total laps=14	Full laps=12	Valid laps=6	Runs=2	Total laps=18	Full laps=15	Valid laps=12					
1	1'52.927	20.553	34.465	22.659	32.672	198.5							
2	1'46.393 *	18.647	33.507	22.041*	32.198	293.4							
3	1'46.138	18.684	33.220	21.943	32.291	294.2							
4	1'46.066 *	18.666	33.217	21.986*	32.197	291.1							
5	1'45.670 *	18.562	33.053	21.902*	32.153*	289.5							
6	1'47.201	18.591	34.108	22.180	32.322	289.5							
7	1'45.670 *	18.512	33.061	21.870*	32.227	291.1							
8	1'45.715 *	18.552	33.186	21.858	32.119*	291.1							
9	1'45.581	18.637	33.074	21.769	32.101	290.3							
10	1'45.713	18.511	33.011	21.739	32.452	290.3							
11	1'45.626 *	18.585	33.098	21.754*	32.189	287.2							
12	1'45.574	18.586	33.024	21.792	32.172	288.0							
13	1'45.503	18.593	32.989	21.785	32.136	288.7							
14	4'26.182 P	18.518	2'47.433*	29.736	50.495	288.7							
1	2'05.957	19.717	34.288	22.797	33.006	188.4							
2	1'47.111 *	18.910	33.422	22.268*	32.511	285.7							
3	1'46.431	18.794	33.122	22.251	32.264	287.2							
4	1'46.152	18.537	33.112	22.086	32.417	286.4							
5	1'46.349	18.705	33.121	22.104	32.419	286.4							
6	1'46.046	18.622	33.173	22.008	32.243	287.2							
7	1'46.304	18.729	33.277	22.013	32.285	288.0							
8	1'47.469	18.718	33.475	22.828	32.448	288.0							
9	1'45.687	18.529	33.123	21.834	32.201	288.0							
10	1'56.916 P	18.61*	34.098	22.508	41.697	287.2							
11	10'27.520	20.456	34.201	24.239	44.471	169.2							
12	1'45.618	18.580	32.899	21.787	32.352	287.2							
13	1'45.899	18.570	33.207	21.861	32.261	289.5							
14	1'45.620	18.565	33.182	21.826	32.047	288.7							
15	1'46.245 *	18.67*	33.554	21.848*	32.167*	289.5							
16	1'51.116 *	19.128	33.288	23.659*	35.041	289.5							
17	1'46.461	18.575	33.203	22.002	32.681	291.8							
18	1'45.921	18.661	33.176	21.839	32.245	290.3							
13th 71	Dennis FOGGIA	Italtrans Racing Team ITA	16th 13	Celestino VIETTI	Fantic Racing ITA								
	Runs=2	Total laps=17	Full laps=14	Valid laps=14	Runs=2	Total laps=20	Full laps=17	Valid laps=12					
1	1'56.415	19.480	35.204	22.953	33.334	202.2							
2	1'48.446	19.300	33.880	22.428	32.838	284.2							
3	1'46.879	18.974	33.484	22.002	32.419	283.4							
4	1'46.459	18.756	33.432	21.912	32.359	286.4							
5	1'46.137	18.580	33.251	21.928	32.378	285.7							
6	1'47.079	18.678	33.840	22.017	32.544	285.7							
7	1'54.450	18.619	33.355	21.922	40.554	285.7							
8	1'46.621	18.647	33.325	22.073	32.576	285.7							
9	1'57.067 P	18.711	33.417	21.886	43.053	284.9							
10	12'30.405	24.115	35.687	22.307	32.635	144.5							
11	1'45.941	18.682	33.118	21.832	32.309	282.7							
12	1'45.563	18.589	32.974	21.829	32.171	284.9							
13	1'45.687	18.554	33.037	21.883	32.213	285.7							
14	1'46.205	18.574	33.410	21.925	32.296	285.7							
15	1'45.960	18.622	33.103	21.852	32.383	285.7							
16	1'46.461	18.610	33.216	21.960	32.675	286.4							
1	1'52.436	21.229	34.837	22.610	32.677	185.2							
2	1'46.647 *	18.833	33.422	22.040*	32.352	288.0							
3	1'46.328 *	18.739	33.235	22.004*	32.350	288.0							
4	1'46.480	18.792	33.316	22.082	32.290	290.3							
5	1'45.717 *	18.618	32.967	21.929	32.203*	289.5							
6	1'45.830	18.604	33.044	21.883	32.299	290.3							
7	1'46.155	18.583	33.175	21.969	32.428	288.0							
8	1'45.837	18.491	33.174	21.935	32.237	288.7							
9	2'02.192 P	19.73*	36.667	23.509	42.281	288.0							
10	7'05.442	28.789	35.771	22.752	33.358	200.3							
11	1'46.661 *	18.836	33.473*	22.043	32.309	287.2							
12	1'45.839	18.504	33.164	21.840	32.331	288.0							

Fastest Lap: Ai OGURA IDEMITSU Honda Tea JPN **1'44.804** 18.434 32.832 21.636 31.902

These data/results cannot be reproduced, stored and/or transmitted in whole or in part by any manner of electronic, mechanical, photocopying, recording, broadcasting or otherwise now known or herein after developed without the previous express consent by the copyright owner, except for reproduction in daily press and regular printed publications on sale to the public within 60 days of the event related to those data/results and always provided that copyright symbol appears together as follows below.

© DORNA, 2023

Official MotoGP Timing by TISSOT
www.motogp.com

Barcelona, Friday, September 01, 2023

Page 3 of 6



Practice Nr. 1

Moto2

Lap	Lap Time	T1	T2	T3	T4	Speed	Lap	Lap Time	T1	T2	T3	T4	Speed
13	1'45.864	18.470	33.191	21.867	32.336	288.7	3	1'47.702	18.989	33.682	22.323	32.708	286.4
14	1'46.051	18.542	33.152	21.915	32.442	290.3	4	1'47.180	18.991	33.455	22.159	32.575	286.4
15	1'45.804	18.504	33.220	21.819	32.261	288.7	5	1'47.054	18.772	33.384	22.181	32.717	287.2
16	1'45.649	18.542	33.153	21.747	32.207	289.5	6	1'46.518 *	18.725	33.285	22.047	32.461*	286.4
17	1'45.673	18.452	33.178	21.798	32.245	289.5	7	1'46.354 *	18.691	33.248	22.020	32.395*	287.2
18	1'45.999	18.568	33.212	21.798	32.421	289.5	8	1'46.543	18.803	33.285	22.037	32.418	289.5
19	1'57.094 *	20.00*	40.822	22.929	33.337	281.2	9	1'50.660	18.728	33.514	22.677	35.741	287.2
20	1'45.673	18.565	33.252	21.697	32.159	289.5	10	2'04.042 P	19.68*	37.929	22.508	43.922	286.4

17th 64 Bo BENDSNEYDER Pertamina Mandalika NED

Runs=2 Total laps=18 Full laps=15 Valid laps=13

1	2'28.202	22.161	35.350	23.162	33.303	163.1
2	1'47.373	19.187	33.338	22.469	32.379	285.7
3	1'47.998	18.927	33.140	22.194	33.737	289.5
4	1'46.729	18.934	33.217	22.244	32.334	284.9
5	1'46.333	18.846	33.128	22.100	32.259	284.9
6	1'46.442	18.775	33.102	22.116	32.449	284.2
7	1'53.467 *	19.98*	36.644	22.327	34.516	283.4
8	1'46.943	18.848	33.456	22.154	32.485	286.4
9	1'46.958	18.860	33.325	22.214	32.559	283.4
10	2'07.462 P	19.35*	40.634	23.488	43.988	280.5
11	8'37.374	21.282	34.142	22.239	32.436	143.6
12	1'46.353	18.980	33.151	22.021	32.201	281.2
13	1'46.011	18.755	33.063	21.904	32.289	282.7
14	1'46.467	18.717	32.957	21.998	32.795	284.9
15	1'45.677	18.508	33.046	21.873	32.250	288.7
16	1'52.713 *	19.63*	38.420	22.162	32.500	284.2
17	1'46.087	18.700	33.132	21.863	32.392	285.7
18	1'46.450	18.656	32.989	21.870	32.935	284.2

18th 24 Marcos RAMIREZ OnlyFans American R SPA

Runs=2 Total laps=19 Full laps=16 Valid laps=11

1	1'58.713	21.785	35.914	23.615	35.029	189.4
2	1'49.612	19.589	34.343	22.554	33.126	284.9
3	1'47.259	19.001	33.515	22.188	32.555	287.2
4	1'48.030 *	18.990	33.507	22.074	33.459*	286.4
5	1'46.491	18.786	33.311	22.070	32.324	287.2
6	1'46.554	18.821	33.375	21.990	32.368	285.7
7	1'46.798 *	18.776	33.497	22.089*	32.436	285.7
8	2'00.203 P	20.60*	34.935	22.066	42.599	284.2
9	8'39.923	19.344	35.264	22.624	33.261	196.7
10	1'46.879 *	18.862	33.573*	22.072	32.372	286.4
11	1'46.147	18.740	33.190	21.942	32.275	286.4
12	1'46.064	18.753	33.231	21.937	32.143	287.2
13	1'45.967	18.727	33.082	21.958	32.200	286.4
14	1'45.856	18.689	33.190	21.820	32.157	289.5
15	1'45.737	18.539	33.194	21.918	32.086	289.5
16	1'48.154 *	18.92*	34.640	22.145	32.446	286.4
17	1'48.371 *	18.32*	34.034	23.228	32.782	286.4
18	1'46.581	18.735	33.227	21.915	32.704	289.5
19	1'45.937	18.630	33.201	21.909	32.197	288.7

19th 84 Zonta VD GOORBE Fieten Olie Racing GP NED

Runs=2 Total laps=19 Full laps=16 Valid laps=9

1	2'09.628	19.774	35.456	23.560	34.000	189.4
2	1'49.144	19.435	34.058	22.661	32.990	285.7

11 8'16.162 Sergio GARCIA Pons Wegow Los40 SPA

Runs=2 Total laps=18 Full laps=15 Valid laps=13

11	8'16.162	20.425	34.493	22.540	32.647	163.6
12	1'46.389	18.838	33.196	21.991	32.364	285.7
13	1'50.944 *	19.33*	36.383	22.627	32.598	285.7
14	1'46.075 *	18.35*	33.524	21.922	32.276	290.3
15	1'46.256 *	18.881	33.147	22.033*	32.195*	287.2
16	1'46.057	18.747	33.214	21.815	32.281	288.7
17	1'45.939 *	18.625	33.167	21.894	32.253*	287.2
18	1'55.343 *	18.531	35.380	23.048	38.384*	287.2
19	1'45.745	18.606	33.277	21.765	32.097	290.3

20th 11 Sergio GARCIA Pons Wegow Los40 SPA

Runs=2 Total laps=18 Full laps=15 Valid laps=13

1	2'33.705	21.760	34.325	23.233	33.948	186.2
2	1'46.968	18.911	33.190	22.394	32.473	287.2
3	1'46.219 *	18.708	33.110	22.050*	32.351	288.0
4	1'46.382	18.530	33.097	22.203	32.552	288.7
5	1'46.496	18.582	33.235	22.175	32.504	287.2
6	1'50.057	18.558	33.357	23.140	35.002	286.4
7	1'46.211	18.581	33.232	21.992	32.406	288.7
8	1'46.139	18.588	33.232	22.030	32.289	287.2
9	1'49.400	18.681	36.414	21.980	32.325	288.7
10	2'00.601 P	18.642	33.743	24.615	43.601	288.7
11	10'07.252	21.493	35.182	22.382	32.402	140.9
12	1'45.870	18.603	33.151	22.004	32.112	287.2
13	1'45.877 *	18.543	33.053	21.962*	32.319	288.7
14	1'46.377	18.486	33.142	21.921	32.828	288.7
15	1'45.977	18.505	33.307	21.939	32.226	288.7
16	1'46.061	18.628	33.184	21.945	32.304	289.5
17	1'46.074	18.522	33.186	21.959	32.407	288.0
18	1'46.155	18.629	33.281	21.955	32.290	288.0

21st 3 Lukas TULOVIC Liqui Moly Husqvarna GER

Runs=1 Total laps=22 Full laps=21 Valid laps=12

1	2'41.914	19.671	34.891	22.934	33.452	195.2
2	1'48.290 *	18.59*	34.251	22.641	32.807	286.4
3	1'47.573	19.009	33.433	22.540	32.591	285.7
4	1'46.987	18.816	33.344	22.119	32.708	285.7
5	1'46.738	18.747	33.347	22.151	32.493	289.5
6	1'47.004 *	18.830	33.333	22.291*	32.550	287.2
7	1'46.587	18.660	33.306	22.186	32.435	288.0
8	1'46.622	18.999	33.182	22.139	32.302	286.4
9	1'46.381 *	18.841	33.163	21.898	32.479*	287.2
10	1'46.304	18.803	33.103	22.079	32.319	286.4
11	1'45.988	18.717	33.183	21.924	32.164	285.7
12	1'49.085	18.795	35.158	22.471	32.661	286.4
13	1'46.311	18.617	33.242	22.049	32.403	285.7
14	1'47.786 *	18.729	34.123*	22.359	32.575*	285.7
15	1'46.887 *	18.885	33.418	22.072*	32.512	284.9

Fastest Lap: Ai OGURA IDEMITSU Honda Tea JPN **1'44.804** 18.434 32.832 21.636 31.902

These data/results cannot be reproduced, stored and/or transmitted in whole or in part by any manner of electronic, mechanical, photocopying, recording, broadcasting or otherwise now known or herein after developed without the previous express consent by the copyright owner, except for reproduction in daily press and regular printed publications on sale to the public within 60 days of the event related to those data/results and always provided that copyright symbol appears together as follows below.
© DORNA, 2023

Practice Nr. 1

Moto2

Lap	Lap Time	T1	T2	T3	T4	Speed	Lap	Lap Time	T1	T2	T3	T4	Speed
16	1'46.294 *	18.651	33.118	21.999*	32.526*	286.4	12	1'47.371	18.680	33.741	22.159	32.791	288.7
17	1'46.413 *	18.788	33.108	22.030	32.487*	287.2	13	1'46.810	18.741	33.255	22.020	32.794	286.4
18	1'46.364 *	18.690	33.113	22.137*	32.424	286.4	14	1'48.365	18.569	34.100	22.897	32.799	289.5
19	1'45.900	18.598	33.100	21.933	32.269	288.0	15	1'50.476	18.588	35.733	23.250	32.905	288.7
20	1'46.353 *	18.630	33.348	22.085	32.290*	288.0	16	1'46.629	18.604	33.363	22.033	32.629	287.2
21	1'48.945	18.633	33.139	21.843	35.330	288.0	17	1'48.800	18.727	33.384	23.748	32.941	288.7
22	1'46.593	18.847	33.172	21.962	32.612	291.1	18	1'46.570	18.646	33.351	21.977	32.596	288.7

22nd 12 Filip SALAC QJMOTOR Gresini M CZE Runs=3 Total laps=12 Full laps=7 Valid laps=7

1	2'29.147	22.328	35.218	22.565	33.335	179.4
2	1'47.208	18.853	33.672	21.921	32.762	289.5
3	1'46.327	18.656	33.366	21.900	32.405	289.5
4	1'46.191	18.523	33.407	21.949	32.312	289.5
5	1'46.262	18.480	33.308	22.002	32.472	289.5
6	1'45.991	18.498	33.296	21.817	32.380	288.7
7	1'47.666	18.578	33.476	22.600	33.012	288.7
8	2'03.776 P	18.614	34.912	23.375	46.875	287.2
9	10'22.415 P	27.157	46.451*	26.330	45.571	144.7
10	7'01.824 *	22.253	35.059	22.379	33.126*	175.6
11	1'53.195	18.696	33.576	27.810	33.113	286.4
12	1'57.169 P	18.570	33.448	22.311	42.840	288.0

25th 33 Rory SKINNER OnlyFans American R GBR Runs=2 Total laps=19 Full laps=16 Valid laps=16

1	2'01.992	20.002	35.952	23.913	33.919	199.2
2	1'49.875	19.522	34.189	22.773	33.391	285.7
3	1'48.520	19.090	33.817	22.504	33.109	287.2
4	1'48.058	19.045	33.744	22.417	32.852	289.5
5	1'47.323	18.920	33.427	22.235	32.741	287.2
6	1'47.230	18.862	33.578	22.102	32.688	286.4
7	1'47.236	18.868	33.423	22.243	32.702	286.4
8	1'47.105	18.810	33.470	22.152	32.673	286.4
9	1'58.146 P	18.737	33.412	22.065	43.932	286.4
10	7'53.214 *	19.527	34.682	22.766	33.375*	182.7
11	1'47.946	19.015	33.709	22.355	32.867	282.7
12	1'47.853	18.804	33.666	22.260	33.123	284.9
13	1'47.888	18.867	33.520	22.565	32.936	284.9
14	1'46.978	18.717	33.415	22.101	32.745	285.7
15	1'46.901	18.683	33.412	22.075	32.731	285.7
16	1'46.920	18.693	33.386	22.016	32.825	286.4
17	1'46.809	18.709	33.339	22.066	32.695	285.7
18	1'46.631	18.630	33.393	22.035	32.573	285.7
19	1'46.691	18.681	33.354	22.129	32.527	285.7

23rd 8 Senna AGIUS Liqui Moly Husqvarna AUS Runs=2 Total laps=17 Full laps=14 Valid laps=10

1	2'49.167	19.987	35.353	23.057	33.491	196.3
2	1'48.534	19.196	34.020	22.380	32.938	289.5
3	1'46.947 *	18.805	33.485	22.111	32.546*	291.8
4	1'46.673	18.817	33.348	22.070	32.438	291.1
5	1'46.719	18.733	33.375	22.063	32.548	291.1
6	1'46.133	18.626	33.240	21.872	32.395	290.3
7	1'46.831	18.591	33.711	22.019	32.510	291.1
8	1'46.463 *	18.667	33.370	22.061	32.365*	288.0
9	1'46.420 *	18.624	33.290	21.997	32.509*	290.3
10	1'59.177 P	18.676	33.503	24.000	42.998	288.0
11	12'01.878	20.170	35.852	22.300	32.720	197.0
12	1'46.202	18.660	33.294	21.985	32.263	288.0
13	1'46.125	18.673	33.200	21.892	32.360	288.7
14	1'50.047 *	18.666	33.450	24.254*	33.677*	289.5
15	1'46.167	18.656	33.305	21.898	32.308	290.3
16	1'46.239	18.615	33.290	21.953	32.381	290.3
17	1'46.552	18.665	33.416	22.090	32.381	289.5

26th 55 Yeray RUIZ Forward Team SPA Runs=2 Total laps=14 Full laps=13 Valid laps=11

unfinished						62.8
1	1'55.895	20.427	38.496	23.131	33.841	183.3
2	1'48.767	19.112	34.022	22.500	33.133	284.9
3	1'48.476	18.835	34.146	22.427	33.068	284.9
4	1'47.606 *	18.940	33.686	22.216	32.764*	287.2
5	1'47.592 *	18.768	33.754*	22.282	32.788	288.0
6	1'47.153	18.748	33.580	22.101	32.724	288.0
7	1'46.866	18.677	33.516	22.064	32.609	287.2
8	1'50.178	18.947	33.825	22.580	34.826	288.0
9	1'46.961 *	18.752	33.478	22.061	32.670*	287.2
10	1'48.523	18.863	34.303	22.382	32.975	286.4
11	1'46.822	18.673	33.476	21.986	32.687	288.0
12	1'46.880	18.686	33.523	22.003	32.668	286.4
13	1'47.071	18.725	33.576	22.035	32.735	284.2
14	1'46.981	18.677	33.473	21.951	32.880	286.4

24th 28 Izan GUEVARA Asterius GASGAS As SPA Runs=2 Total laps=18 Full laps=15 Valid laps=13

1	2'24.785	21.908	35.450	23.400	33.922	165.3
2	2'24.752 *	19.116	1'04.083	26.481*	35.072	287.2
3	1'49.252	19.060	34.169	22.755	33.268	287.2
4	1'48.350	18.811	33.786	22.618	33.135	288.7
5	1'49.501 *	19.11*	34.932	22.464	32.988	288.0
6	1'47.353	18.753	33.638	22.243	32.719	287.2
7	1'47.115	18.739	33.539	22.127	32.710	288.7
8	1'47.033	18.682	33.427	22.155	32.769	288.0
9	2'00.685 P	19.201	34.433	22.662	44.389	288.0
10	9'38.733	19.907	35.428	22.862	33.192	168.4
11	1'47.132	18.796	33.556	22.117	32.663	285.7

27th 73 Mattia RATO Pertamina Mandalika ITA Runs=2 Total laps=17 Full laps=14 Valid laps=10

1	2'02.124	20.071	35.399	23.161	33.724	194.5
2	1'48.619	19.130	33.921	22.475	33.093	290.3
3	1'48.701 *	19.197	33.850	22.621*	33.033	284.9
4	1'49.584 *	19.63*	34.762	22.343*	32.845	283.4
5	1'48.240	19.038	33.720	22.486	32.996	287.2
6	1'47.994	18.962	33.837	22.240	32.955	284.9

Fastest Lap: Ai OGURA IDEMITSU Honda Tea JPN 1'44.804 18.434 32.832 21.636 31.902

These data/results cannot be reproduced, stored and/or transmitted in whole or in part by any manner of electronic, mechanical, photocopying, recording, broadcasting or otherwise now known or herein after developed without the previous express consent by the copyright owner, except for reproduction in daily press and regular printed publications on sale to the public within 60 days of the event related to those data/results and always provided that copyright symbol appears together as follows below.
© DORNA, 2023

Practice Nr. 1

Moto2

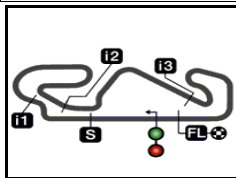
Lap	Lap Time	T1	T2	T3	T4	Speed	Lap	Lap Time	T1	T2	T3	T4	Speed
7	1'48.075	18.863	33.734	22.228	33.250	285.7	4	1'48.897	19.216	34.098	22.465	33.118	279.7
8	1'52.193 *	21.78*	34.924	22.320	33.163	283.4	5	1'48.250	19.099	33.885	22.334	32.932	279.7
9	1'47.858	18.941	33.757	22.247	32.913	284.2	6	1'48.182 *	19.019	33.792	22.412*	32.959*	279.7
10	1'59.989 P	18.926	34.531	22.354	44.178	284.2	7	1'48.298	19.095	33.799	22.364	33.040	279.7
11	11'01.736	20.329	35.736	22.581	33.106	169.5	8	1'48.175	19.059	33.889	22.328	32.899	279.0
12	1'48.016	19.059	33.941	22.206	32.810	282.7	9	2'05.644 P	20.80*	36.597	23.021	45.217	278.3
13	1'47.387	18.961	33.543	22.085	32.798	284.2	10	10'50.185	21.565	35.148	22.606	33.188	163.1
14	1'47.079	18.771	33.484	22.043	32.781	287.2	11	1'48.148	19.212	33.791	22.339	32.806	278.3
15	1'47.148	18.692	33.595	22.015	32.846	286.4	12	1'47.507	19.031	33.557	22.116	32.803	279.0
16	1'47.022	18.717	33.674	21.951	32.680	284.9	13	1'47.495	18.976	33.608	22.211	32.700	279.0
17	1'53.059 *	18.893	33.830	27.143*	33.193	285.7	14	1'47.306 *	18.907	33.575	22.122	32.702*	279.0
28th 67 Alberto SURRA Forward Team ITA													
Runs=3 Total laps=14 Full laps=9 Valid laps=7													
1	2'03.618	19.279	36.487	23.505	33.908	204.5	15	1'53.585	18.960	33.647	24.104	36.874	279.7
2	1'49.818 *	19.516	34.109	22.824	33.369*	286.4	16	1'47.741	19.051	33.730	22.240	32.720	279.7
3	1'49.596 *	19.47*	34.290	22.724	33.109	284.9	17	1'47.425	18.948	33.557	22.125	32.795	280.5
4	1'59.325 P	19.309	33.665	22.693	43.658	287.2							
5	8'16.348	19.886	34.437	22.829	33.443	179.7							
6	1'48.932	19.336	33.835	22.388	33.373	284.2							
7	1'47.699	18.886	33.444	22.412	32.957	287.2							
8	1'57.934 P	18.949	34.756	22.240	41.989	284.9							
9	9'32.858	20.278	35.813	22.633	32.997	198.1							
10	1'47.886	18.966	33.451	22.435	33.034	286.4							
11	1'47.198	18.991	33.322	22.214	32.671	284.2							
12	1'47.367	18.890	33.518	22.218	32.741	284.9							
13	1'47.039	18.869	33.294	22.161	32.715	287.2							
14	1'47.064	18.936	33.536	21.996	32.596	285.7							

Lap	Lap Time	T1	T2	T3	T4	Speed	Lap	Lap Time	T1	T2	T3	T4	Speed
29th 72 Borja GOMEZ Fantic Racing SPA													
Runs=2 Total laps=19 Full laps=16 Valid laps=14													
1	1'55.671	21.594	35.488	23.186	33.621	188.4							
2	1'49.601	19.306	34.316	22.724	33.255	284.2							
3	1'48.782	18.949	34.025	22.621	33.187	287.2							
4	2'00.305 P	18.975	34.040	22.588	44.702	287.2							
5	7'17.479	20.927	34.359	24.047	32.931	167.9							
6	1'47.518	18.967	33.613	22.279	32.659	284.9							
7	1'47.243	18.824	33.537	22.189	32.693	286.4							
8	1'47.951	18.930	33.558	22.336	33.127	285.7							
9	1'47.656 *	18.848	33.661	22.282*	32.865	288.0							
10	1'47.606	18.825	33.856	22.200	32.725	284.2							
11	1'47.436 *	18.711	33.724*	22.166	32.835	285.7							
12	1'47.210	18.787	33.570	22.166	32.687	286.4							
13	1'47.205	18.718	33.533	22.258	32.696	286.4							
14	1'53.577	19.065	37.211	23.038	34.263	286.4							
15	1'49.129	18.753	33.722	23.310	33.344	290.3							
16	1'47.562	18.854	33.470	22.285	32.953	291.1							
17	1'47.743	18.925	33.614	22.265	32.939	289.5							
18	1'47.574	18.912	33.647	22.218	32.797	288.7							
19	1'47.623	18.786	33.709	22.150	32.978	288.7							

Lap	Lap Time	T1	T2	T3	T4	Speed	Lap	Lap Time	T1	T2	T3	T4	Speed
30th 5 Kohta NOZANE Correos Pre pago Yam JPN													
Runs=2 Total laps=17 Full laps=14 Valid laps=12													
1	2'49.070	21.379	38.084	23.551	34.759	191.1							
2	1'50.970	19.887	34.514	22.906	33.663	277.6							
3	1'49.576	19.428	34.243	22.599	33.306	280.5							

Fastest Lap: Ai OGURA IDEMITSU Honda Tea JPN **1'44.804** 18.434 32.832 21.636 31.902

These data/results cannot be reproduced, stored and/or transmitted in whole or in part by any manner of electronic, mechanical, photocopying, recording, broadcasting or otherwise now known or herein after developed without the previous express consent by the copyright owner, except for reproduction in daily press and regular printed publications on sale to the public within 60 days of the event related to those data/results and always provided that copyright symbol appears together as follows below.
© DORNA, 2023



4657 m.

GRAN PREMI MONSTER ENERGY DE CATALUNYA

Practice Nr. 1

Best Partial Times

IT Ideal Lap Time, sum of the best partial times

BT Best Lap Time

T1		T2		T3		T4				IT	BT	
Pos	Rider	Time	Rider	Time	Rider	Time	Rider	Time	Pos	Rider		
1	P.ACOSTA	18.299	J.ROBERTS	32.801	A.ARENAS	21.555	A.CANET	31.768	1	A.OGURA	1'44.716	1'44.804 (1)
2	J.DIXON	18.426	P.ACOSTA	32.827	J.DIXON	21.598	A.OGURA	31.814	2	P.ACOSTA	1'44.733	1'44.806 (2)
3	A.CANET	18.429	A.OGURA	32.832	A.OGURA	21.636	J.ROBERTS	31.861	3	A.CANET	1'44.772	1'44.862 (4)
4	A.LOPEZ	18.433	A.CANET	32.837	A.LOPEZ	21.646	A.LOPEZ	31.901	4	A.LOPEZ	1'44.822	1'44.822 (3)
5	A.OGURA	18.434	A.LOPEZ	32.842	S.LOWES	21.673	P.ACOSTA	31.917	5	J.ROBERTS	1'44.876	1'44.961 (5)
6	J.ROBERTS	18.446	J.DIXON	32.870	T.ARBOLINO	21.678	S.LOWES	31.943	6	J.DIXON	1'44.953	1'45.235 (8)
7	A.ARENAS	18.450	B.BALTUS	32.899	P.ACOSTA	21.690	A.ARENAS	32.002	7	A.ARENAS	1'44.977	1'45.176 (7)
8	C.VIETTI	18.452	S.LOWES	32.927	C.VIETTI	21.697	B.BALTUS	32.047	8	S.LOWES	1'45.095	1'45.160 (6)
9	M.GONZALEZ	18.464	J.ALCOBA	32.951	J.ALCOBA	21.732	S.CHANTRA	32.049	9	S.CHANTRA	1'45.245	1'45.472 (11)
10	T.ARBOLINO	18.468	S.CHANTRA	32.957	A.CANET	21.738	J.DIXON	32.059	10	T.ARBOLINO	1'45.257	1'45.262 (9)
11	F.SALAC	18.480	B.BENDSNEYDE	32.957	F.ALDEGUER	21.739	M.RAMIREZ	32.086	11	B.BALTUS	1'45.262	1'45.618 (15)
12	S.GARCIA	18.486	C.VIETTI	32.967	S.CHANTRA	21.749	M.GONZALEZ	32.091	12	C.VIETTI	1'45.275	1'45.649 (16)
13	S.CHANTRA	18.490	A.ARENAS	32.970	Z.VD GOORBER	21.765	Z.VD GOORBER	32.097	13	F.ALDEGUER	1'45.340	1'45.503 (12)
14	B.BENDSNEYDE	18.508	D.FOGGIA	32.974	J.ROBERTS	21.768	F.ALDEGUER	32.101	14	M.GONZALEZ	1'45.367	1'45.428 (10)
15	F.ALDEGUER	18.511	F.ALDEGUER	32.989	B.BALTUS	21.787	T.ARBOLINO	32.109	15	J.ALCOBA	1'45.501	1'45.574 (14)
16	B.BALTUS	18.529	M.GONZALEZ	32.992	F.SALAC	21.817	S.GARCIA	32.112	16	M.RAMIREZ	1'45.527	1'45.737 (18)
17	Z.VD GOORBER	18.531	T.ARBOLINO	33.002	M.GONZALEZ	21.820	C.VIETTI	32.159	17	D.FOGGIA	1'45.528	1'45.563 (13)
18	M.RAMIREZ	18.539	S.GARCIA	33.053	M.RAMIREZ	21.820	L.TULOVIC	32.164	18	B.BENDSNEY	1'45.529	1'45.677 (17)
19	S.LOWES	18.552	M.RAMIREZ	33.082	D.FOGGIA	21.829	D.FOGGIA	32.171	19	Z.VD GOORBE	1'45.540	1'45.745 (19)
20	D.FOGGIA	18.554	L.TULOVIC	33.100	L.TULOVIC	21.843	B.BENDSNEYDE	32.201	20	S.GARCIA	1'45.572	1'45.870 (20)
21	I.GUEVARA	18.569	Z.VD GOORBER	33.147	B.BENDSNEYDE	21.863	J.ALCOBA	32.222	21	L.TULOVIC	1'45.705	1'45.900 (21)
22	S.AGIUS	18.591	S.AGIUS	33.200	S.AGIUS	21.872	S.AGIUS	32.263	22	F.SALAC	1'45.905	1'45.991 (22)
23	J.ALCOBA	18.596	I.GUEVARA	33.255	S.GARCIA	21.921	F.SALAC	32.312	23	S.AGIUS	1'45.926	1'46.125 (23)
24	L.TULOVIC	18.598	A.SURRA	33.294	Y.RUIZ	21.951	R.SKINNER	32.527	24	I.GUEVARA	1'46.397	1'46.570 (24)

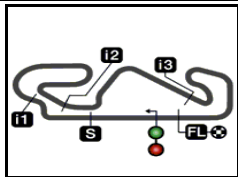
These data/results cannot be reproduced, stored and/or transmitted in whole or in part by any manner of electronic, mechanical, photocopying, recording, broadcasting or otherwise now known or herein after developed without the previous express consent by the copyright owner, except for reproduction in daily press and regular printed publications on sale to the public within 60 days of the event related to those data/results and always provided that copyright symbol appears together as follows below.

© DORNA, 2023

Official MotoGP Timing by TISSOT

www.motogp.com





4657 m.

GRAN PREMI MONSTER ENERGY DE CATALUNYA

Practice Nr. 1

Best Partial Times

Moto2™

IT Ideal Lap Time, sum of the best partial times

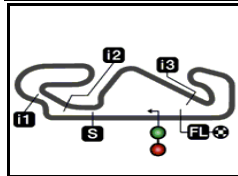
BT Best Lap Time

T1		T2		T3		T4						
Pos	Rider	Time	Rider	Time	Rider	Time	Rider	Time	Pos	Rider	IT	BT
25	R.SKINNER	18.630	F.SALAC	33.296	M.RATO	21.951	I.GUEVARA	32.596	25	R.SKINNER	1'46.512	1'46.631 (25)
26	Y.RUIZ	18.673	R.SKINNER	33.339	I.GUEVARA	21.977	A.SURRA	32.596	26	Y.RUIZ	1'46.706	1'46.822 (26)
27	M.RATO	18.692	B.GOMEZ	33.470	A.SURRA	21.996	Y.RUIZ	32.609	27	A.SURRA	1'46.755	1'47.039 (28)
28	B.GOMEZ	18.711	Y.RUIZ	33.473	R.SKINNER	22.016	B.GOMEZ	32.659	28	M.RATO	1'46.807	1'47.022 (27)
29	A.SURRA	18.869	M.RATO	33.484	K.NOZANE	22.116	M.RATO	32.680	29	B.GOMEZ	1'46.990	1'47.205 (29)
30	K.NOZANE	18.907	K.NOZANE	33.557	B.GOMEZ	22.150	K.NOZANE	32.700	30	K.NOZANE	1'47.280	1'47.425 (30)

These data/results cannot be reproduced, stored and/or transmitted in whole or in part by any manner of electronic, mechanical, photocopying, recording, broadcasting or otherwise now known or herein after developed without the previous express consent by the copyright owner, except for reproduction in daily press and regular printed publications on sale to the public within 60 days of the event related to those data/results and always provided that copyright symbol appears together as follows below.
© DORNA, 2023

Official MotoGP Timing by TISSOT
www.motogp.com





4657 m.

GRAN PREMI MONSTER ENERGY DE CATALUNYA

Practice Nr. 1

Fastest Laps Sequence

Practice Time	 Rider	Nation	Motorcycle	Time	Km/h	Rider's Lap
3'40.828	21 Alonso LOPEZ	SPA	BOSCOSCURO	1'48.266	154.8	2
3'45.962	18 Manuel GONZALEZ	SPA	KALEX	1'45.670	158.6	2
4'23.064	37 Pedro ACOSTA	SPA	KALEX	1'45.519	158.8	2
9'33.336	79 Ai OGURA	JPN	KALEX	1'45.518	158.8	5
14'50.721	79 Ai OGURA	JPN	KALEX	1'45.504	158.9	8
23'03.777	54 Fermín ALDEGUER	SPA	BOSCOSCURO	1'45.503	158.9	13
29'15.846	22 Sam LOWES	GBR	KALEX	1'45.456	158.9	11
30'42.563	16 Joe ROBERTS	USA	KALEX	1'45.438	159.0	13
30'44.480	37 Pedro ACOSTA	SPA	KALEX	1'45.310	159.1	12
32'27.524	16 Joe ROBERTS	USA	KALEX	1'44.961	159.7	14
32'29.286	37 Pedro ACOSTA	SPA	KALEX	1'44.806	159.9	13
35'02.503	79 Ai OGURA	JPN	KALEX	1'44.804	159.9	14

These data/results cannot be reproduced, stored and/or transmitted in whole or in part by any manner of electronic, mechanical, photocopying, recording, broadcasting or otherwise now known or herein after developed without the previous express consent by the copyright owner, except for reproduction in daily press and regular printed publications on sale to the public within 60 days of the event related to those data/results and always provided that copyright symbol appears together as follows below.

© DORNA, 2023

Official MotoGP Timing by TISSOT
www.motogp.com

Barcelona, Friday, September 01, 2023

