


4657 m.

GRAN PREMI MONSTER ENERGY DE CATALUNYA

Practice

Classification

6

		Rider	Nation	Team	Motorcycle	Time	Lap Total	Gap	Top Speed
1	41	Aleix ESPARGARO	SPA	Aprilia Racing	APRILIA	1'38.686	22 23		349.5
2	12	Maverick VIÑALES	SPA	Aprilia Racing	APRILIA	1'39.048	22 24	0.362 0.362	347.2
3	1	Francesco BAGNAIA	ITA	Ducati Lenovo Team	DUCATI	1'39.061	22 23	0.375 0.013	348.3
4	5	Johann ZARCO	FRA	Prima Pramac Racing	DUCATI	1'39.257	20 23	0.571 0.196	346.1
5	33	Brad BINDER	RSA	Red Bull KTM Factory Racing	KTM	1'39.346	22 23	0.660 0.089	350.6
6	73	Alex MARQUEZ	SPA	Gresini Racing MotoGP	DUCATI	1'39.549	27 28	0.863 0.203	346.1
7	72	Marco BEZZECCHI	ITA	Mooney VR46 Racing Team	DUCATI	1'39.550	24 26	0.864 0.001	347.2
8	49	Fabio DI GIANNANTONIO	ITA	Gresini Racing MotoGP	DUCATI	1'39.621	16 22	0.935 0.071	342.8
9	23	Enea BASTIANINI	ITA	Ducati Lenovo Team	DUCATI	1'39.628	23 24	0.942 0.007	349.5
10	89	Jorge MARTIN	SPA	Prima Pramac Racing	DUCATI	1'39.693	24 26	1.007 0.065	345.0
11	44	Pol ESPARGARO	SPA	GASGAS Factory Racing Tech3	KTM	1'39.721	20 21	1.035 0.028	350.6
12	43	Jack MILLER	AUS	Red Bull KTM Factory Racing	KTM	1'39.752	18 23	1.066 0.031	349.5
13	25	Raul FERNANDEZ	SPA	CryptoDATA RNF MotoGP Team	APRILIA	1'39.757	16 17	1.071 0.005	342.8
14	88	Miguel OLIVEIRA	POR	CryptoDATA RNF MotoGP Team	APRILIA	1'39.779	22 24	1.093 0.022	350.6
15	10	Luca MARINI	ITA	Mooney VR46 Racing Team	DUCATI	1'39.807	21 24	1.121 0.028	349.5
16	37	Augusto FERNANDEZ	SPA	GASGAS Factory Racing Tech3	KTM	1'39.891	18 23	1.205 0.084	345.0
17	20	Fabio QUARTARARO	FRA	Monster Energy Yamaha MotoGP	YAMAHA	1'40.106	22 22	1.420 0.215	347.2
18	21	Franco MORBIDELLI	ITA	Monster Energy Yamaha MotoGP	YAMAHA	1'40.155	20 24	1.469 0.049	341.7
19	93	Marc MARQUEZ	SPA	Repsol Honda Team	HONDA	1'40.249	19 23	1.563 0.094	345.0
20	30	Takaaki NAKAGAMI	JPN	LCR Honda IDEMITSU	HONDA	1'40.886	16 20	2.200 0.637	341.7
21	27	Iker LECUONA	SPA	LCR Honda CASTROL	HONDA	1'40.895	23 23	2.209 0.009	342.8
22	36	Joan MIR	SPA	Repsol Honda Team	HONDA	1'41.013	21 22	2.327 0.118	346.1

Practice condition: Dry

Air: 28°

Humidity: 63%

Ground: 47°

Fastest Lap:	Lap: 22	Aleix ESPARGARO	1'38.686	169.8 Km/h
Best Race Lap:	2021	Johann ZARCO	1'39.939	167.7 Km/h
All Time Lap Record:	2023	Aleix ESPARGARO	1'38.686	169.8 Km/h

The results are provisional until the end of the limit for protest and appeals.

Time limit for protest expires 30' after publication of the results - Time:

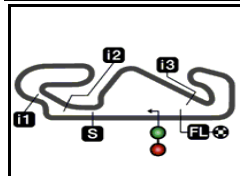
These data/results cannot be reproduced, stored and/or transmitted in whole or in part by any manner of electronic, mechanical, photocopying, recording, broadcasting or otherwise now known or herein after developed without the previous express consent by the copyright owner, except for reproduction in daily press and regular printed publications on sale to the public within 60 days of the event related to those data/results and always provided that copyright symbol appears together as follows below.

© DORNA, 2023

Official MotoGP Timing by TISSOT
www.motogp.com

Barcelona, Friday, September 01, 2023





4657 m.

GRAN PREMI MONSTER ENERGY DE CATALUNYA

Practice

Top Speed & Average

8



Rider	Nation	Motorcycle	Top 5 speeds					Average	Top
33 Brad BINDER	RSA	KTM	350.6	349.5	349.5	349.5	348.3	349.5	350.6
44 Pol ESPARGARO	SPA	KTM	350.6	349.5	349.5	348.3	348.3	349.2	350.6
88 Miguel OLIVEIRA	POR	APRILIA	350.6	348.3	347.2	347.2	346.1	347.2	350.6
10 Luca MARINI	ITA	DUCATI	349.5	347.2	346.1	345.0	345.0	346.6	349.5
23 Enea BASTIANINI	ITA	DUCATI	349.5	347.2	346.1	345.0	345.0	346.0	349.5
41 Aleix ESPARGARO	SPA	APRILIA	349.5	347.2	346.1	346.1	345.0	346.8	349.5
43 Jack MILLER	AUS	KTM	349.5	346.1	346.1	345.0	345.0	346.1	349.5
1 Francesco BAGNAIA	ITA	DUCATI	348.3	346.1	346.1	345.0	345.0	345.7	348.3
12 Maverick VIÑALES	SPA	APRILIA	347.2	346.1	346.1	346.1	345.0	346.1	347.2
20 Fabio QUARTARARO	FRA	YAMAHA	347.2	341.7	341.7	340.6	340.6	342.1	347.2
72 Marco BEZZECCHI	ITA	DUCATI	347.2	346.1	345.0	345.0	345.0	345.5	347.2
5 Johann ZARCO	FRA	DUCATI	346.1	346.1	345.0	345.0	345.0	345.4	346.1
36 Joan MIR	SPA	HONDA	346.1	345.0	343.9	343.9	343.9	344.6	346.1
73 Alex MARQUEZ	SPA	DUCATI	346.1	343.9	343.9	342.8	342.8	343.6	346.1
37 Augusto FERNANDEZ	SPA	KTM	345.0	345.0	343.9	342.8	342.8	343.7	345.0
89 Jorge MARTIN	SPA	DUCATI	345.0	345.0	343.9	343.9	342.8	343.7	345.0
93 Marc MARQUEZ	SPA	HONDA	345.0	345.0	345.0	343.9	342.8	344.3	345.0
25 Raul FERNANDEZ	SPA	APRILIA	342.8	341.7	340.6	340.6	340.6	341.3	342.8
27 Iker LECUONA	SPA	HONDA	342.8	340.6	339.6	339.6	338.5	339.9	342.8
49 Fabio DI GIANNANTONIO	ITA	DUCATI	342.8	341.7	341.7	341.7	340.6	341.5	342.8
21 Franco MORBIDELLI	ITA	YAMAHA	341.7	339.6	339.6	339.6	338.5	339.2	341.7
30 Takaaki NAKAGAMI	JPN	HONDA	341.7	340.6	338.5	338.5	338.5	339.6	341.7

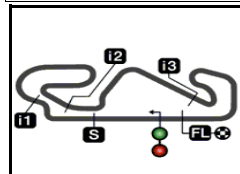
These data/results cannot be reproduced, stored and/or transmitted in whole or in part by any manner of electronic, mechanical, photocopying, recording, broadcasting or otherwise now known or herein after developed without the previous express consent by the copyright owner, except for reproduction in daily press and regular printed publications on sale to the public within 60 days of the event related to those data/results and always provided that copyright symbol appears together as follows below.

© DORNA, 2023

Official MotoGP Timing by TISSOT
www.motogp.com



Barcelona, Friday, September 01, 2023



4657 m.

GRAN PREMI MONSTER ENERGY DE CATALUNYA

Practice

Chronological Analysis of Performances

9

* Lap / Sector time cancelled

T1 Time from finish line to 1st intermedate

T3 Time from 2nd intermed. to 3rd intermed.

P Crossing the finish line in pit lane

T2 Time from 1st intermed. to 2nd intermed.

T4 Time from 3rd intermedate to finish line

**Tyre data subject to further updates

Lap	Lap Time	T1	T2	T3	T4	Speed	Lap	Lap Time	T1	T2	T3	T4	Speed
1st	41	Alex ESPARGARO		APRILIA		SPA	6	1'40.364	16.918	31.726	20.638	31.082	342.8
		Aprilia Racing					7	1'40.542	16.993	31.817	20.662	31.070	341.7
		Runs=4 Total laps=23		Full laps=16 Valid laps=12			8	1'40.708	16.923	31.800	20.716	31.269	341.7
<i>Run #</i>	<i>1</i>	<i>Front Tyre</i>	<i>Slick-Medium</i>	<i>Rear Tyre</i>	<i>Slick-Soft</i>		9	1'40.782	17.001	31.763	20.695	31.323	340.6
		New Tyre		4 Laps at start			10	1'55.383 P	17.527	33.614	21.503	42.739	334.3
<i>1</i>	3'25.920	19.143	33.576	21.247	32.209	219.0	<i>Run #</i>	<i>2</i>	<i>Front Tyre</i>	<i>Slick-Medium</i>	<i>Rear Tyre</i>	<i>Slick-Soft</i>	
<i>2</i>	1'42.351	17.234	32.060	21.476	31.581	340.6			New Tyre		New Tyre		
<i>3</i>	1'40.866	16.947	31.910	20.726	31.283	341.7	11	8'49.034	18.924	32.240	20.680	31.296	215.5
<i>4</i>	1'40.934 *	16.935	31.882	20.672	31.445*	342.8	12	1'41.852	17.012	31.582	20.410	32.848	343.9
<i>5</i>	1'40.868	16.939	31.876	20.704	31.349	341.7	13	1'41.343	17.034	31.722	21.357	31.230	339.6
<i>6</i>	1'56.621 P	17.924	33.922	22.287	42.488	316.7	14	1'40.160 *	16.897	31.561	20.584	31.118*	340.6
<i>Run #</i>	<i>2</i>	<i>Front Tyre</i>	<i>Slick-Medium</i>	<i>Rear Tyre</i>	<i>Slick-Medium</i>		15	1'40.095	16.855	31.617	20.553	31.070	340.6
		6 Laps at start		New Tyre			16	1'40.342	16.900	31.692	20.586	31.164	340.6
<i>7</i>	9'23.010	18.908	32.675	20.978	31.609	201.8	17	1'52.607 P	16.951	31.761	22.287	41.608	338.5
<i>8</i>	1'40.365	16.970	31.641	20.619	31.135	339.6	<i>Run #</i>	<i>3</i>	<i>Front Tyre</i>	<i>Slick-Medium</i>	<i>Rear Tyre</i>	<i>Slick-Soft</i>	
<i>9</i>	1'40.264	16.868	31.497	20.656	31.243	342.8			New Tyre		New Tyre		
<i>10</i>	1'45.123 *	19.049*	33.683	21.079	31.312	349.5	18	9'40.711	18.881	32.314	20.726	31.115	220.8
<i>11</i>	1'40.564	16.994	31.841	20.607	31.122	345.0	19	1'39.594	16.734	31.455	20.501	30.904	347.2
<i>12</i>	1'40.747	16.897	31.696	20.939	31.215	346.1	20	1'56.445 P	18.494*	34.805	21.805	41.341	346.1
<i>13</i>	1'40.767 *	16.898	31.818	20.787	31.264*	343.9	<i>Run #</i>	<i>4</i>	<i>Front Tyre</i>	<i>Slick-Medium</i>	<i>Rear Tyre</i>	<i>Slick-Soft</i>	
<i>14</i>	1'40.425	16.927	31.724	20.685	31.089	342.8			3 Laps at start		New Tyre		
<i>15</i>	1'40.484	16.890	31.741	20.622	31.231	341.7	21	5'18.398	17.909	31.900	20.622	30.930	223.1
<i>16</i>	1'40.530	16.871	31.674	20.613	31.372	340.6	22	1'39.048	16.738	31.273	20.272	30.765	343.9
<i>17</i>	1'57.119 P	18.016	34.711	22.010	42.382	312.1	23	1'42.426	17.684	31.900	21.134	31.708	342.8
<i>Run #</i>	<i>3</i>	<i>Front Tyre</i>	<i>Slick-Medium</i>	<i>Rear Tyre</i>	<i>Slick-Soft</i>		24	1'43.183 *	16.682	31.326	23.198*	31.977	343.9
		New Tyre		New Tyre			3rd	1	Francesco BAGNAIA		DUCATI		ITA
<i>18</i>	8'24.722	17.797	32.185	20.917	31.209	210.9			Ducati Lenovo Team				
<i>19</i>	1'39.389	16.767	31.297	20.404	30.921	346.1			Runs=6 Total laps=23		Full laps=12 Valid laps=9		
<i>20</i>	1'58.025 P	19.339*	34.483	22.109	42.094	317.6	<i>Run #</i>	<i>1</i>	<i>Front Tyre</i>	<i>Slick-Medium</i>	<i>Rear Tyre</i>	<i>Slick-Medium</i>	
<i>Run #</i>	<i>4</i>	<i>Front Tyre</i>	<i>Slick-Medium</i>	<i>Rear Tyre</i>	<i>Slick-Soft</i>				New Tyre		New Tyre		
		3 Laps at start		New Tyre			1	2'39.142	19.776	34.848	21.951	32.320	218.6
<i>21</i>	6'47.754	18.469	32.093	20.585	31.009	199.6	2	1'42.510	17.355	32.519	20.900	31.736	345.0
<i>22</i>	1'38.686	16.634	31.114	20.269	30.669	347.2	3	1'57.323 P	17.494*	35.552	21.866	42.411	343.9
<i>23</i>	1'51.255 *	19.968*	35.814	22.219*	33.254	334.3	<i>Run #</i>	<i>2</i>	<i>Front Tyre</i>	<i>Slick-Medium</i>	<i>Rear Tyre</i>	<i>Slick-Medium</i>	
2nd	12	Maverick VIÑALES		APRILIA		SPA			3 Laps at start		3 Laps at start		
		Aprilia Racing					4	6'38.887	19.550	33.300	21.123	31.798	219.0
		Runs=4 Total laps=24		Full laps=17 Valid laps=15			5	1'41.702	17.160	32.089	20.919	31.534	343.9
<i>Run #</i>	<i>1</i>	<i>Front Tyre</i>	<i>Slick-Hard</i>	<i>Rear Tyre</i>	<i>Slick-Medium</i>		6	1'54.971 P	17.550*	34.006	21.230	42.185	345.0
		New Tyre		New Tyre			<i>Run #</i>	<i>3</i>	<i>Front Tyre</i>	<i>Slick-Medium</i>	<i>Rear Tyre</i>	<i>Slick-Medium</i>	
<i>1</i>	2'35.161	20.023	34.026	21.796	31.827	198.1			6 Laps at start		New Tyre		
<i>2</i>	1'41.305	17.352	31.880	20.855	31.218	342.8	7	6'23.705 *	21.547	33.096	21.040*	31.513	206.8
<i>3</i>	1'40.521	17.024	31.713	20.685	31.099	345.0	8	1'40.149	17.029	31.631	20.446	31.043	341.7
<i>4</i>	1'40.550	16.995	31.870	20.620	31.065	346.1	9	1'40.523	16.964	31.649	20.700	31.210	345.0
<i>5</i>	1'40.497	16.970	31.728	20.657	31.142	346.1	10	1'40.321	16.865	31.633	20.586	31.237	346.1

Fastest Lap: Alex ESPARGARO Aprilia Racing SPA **1'38.686** 16.634 31.114 20.269 30.669

These data/results cannot be reproduced, stored and/or transmitted in whole or in part by any manner of electronic, mechanical, photocopying, recording, broadcasting or otherwise now known or herein after developed without the previous express consent by the copyright owner, except for reproduction in daily press and regular printed publications on sale to the public within 60 days of the event related to those data/results and always provided that copyright symbol appears together as follows below.
© DORNA, 2023



Practice

MotoGP

Lap	Lap Time	T1	T2	T3	T4	Speed	Lap	Lap Time	T1	T2	T3	T4	Speed		
11	1'41.108	17.078	32.192	20.581	31.257	348.3	23	1'39.312	16.797	31.168	20.301	31.046	346.1		
12	1'40.557 *	16.902	31.655	20.571	31.429*	341.7	5th 33 Brad BINDER KTM RSA								
13	1'56.377 P	17.327*	34.931	21.704	42.415	341.7	Red Bull KTM Factory Racing								
Run # 4		Front Tyre Slick-Medium			Rear Tyre Slick-Medium			Runs=4 Total laps=23 Full laps=16 Valid laps=13							
		13 Laps at start			7 Laps at start										
14	7'24.415	19.592	33.530	21.158	31.667	200.7	Run # 1	Front Tyre Slick-Medium			Rear Tyre Slick-Soft				
15	1'41.189 *	17.105	31.860	20.829*	31.395	340.6	New Tyre			New Tyre					
16	1'50.808 P	16.975	31.820	20.701	41.312	341.7	1	2'08.690	19.419	35.474	22.164	39.441	223.6		
Run # 5		Front Tyre Slick-Medium			Rear Tyre Slick-Soft			2	1'41.164	17.272	31.911	20.748	31.233	346.1	
		New Tyre			New Tyre			3	1'41.878	17.056	32.007	21.081	31.734	342.8	
17	5'35.397	18.641	32.726	21.241	31.263	220.4	4	1'40.426	16.949	31.709	20.592	31.176	347.2		
18	1'39.681	16.839	31.519	20.345	30.978	343.9	5	1'40.556 *	16.930	31.806	20.585	31.235*	349.5		
19	1'52.977 P	16.763*	33.601	21.245	41.368	342.8	6	1'40.520	16.947	31.821	20.555	31.197	345.0		
Run # 6		Front Tyre Slick-Medium			Rear Tyre Slick-Soft			7	1'40.907	16.937	31.962	20.696	31.312	345.0	
		3 Laps at start			New Tyre			8	1'59.749 P	19.258*	35.332	21.754	43.405	345.0	
20	3'11.207 *	18.560	32.851	20.832	31.529*	219.9	Run # 2		Front Tyre Slick-Medium			Rear Tyre Slick-Soft			
21	1'39.428	16.732	31.480	20.360	30.856	346.1	8 Laps at start			8 Laps at start					
22	1'39.061	16.753	31.273	20.353	30.682	345.0	9	12'03.107	20.634	33.711	22.336	32.802	185.8		
23	1'47.684 *	16.684	36.079	22.504*	32.417	345.0	10	1'42.179	17.303	32.472	20.787	31.617	345.0		
4th 5 Johann ZARCO DUCATI FRA		Prima Pramac Racing			DUCATI FRA			11	1'41.620	17.005	32.094	20.767	31.754	346.1	
		Runs=5 Total laps=23 Full laps=14 Valid laps=11						12	1'41.265 *	16.991	32.040	20.702	31.532*	348.3	
Run # 1		Front Tyre Slick-Medium			Rear Tyre Slick-Soft			13	1'41.456	16.957	32.170	20.693	31.636	346.1	
		New Tyre			New Tyre			14	1'41.529	16.968	32.243	20.738	31.580	347.2	
1	2'04.560	19.097	34.056	21.620	33.857	219.0	15	2'01.967 P	19.057*	36.605	22.006	44.299	345.0		
2	1'42.772	17.378	32.370	21.219	31.805	343.9	Run # 3		Front Tyre Slick-Medium			Rear Tyre Slick-Soft			
3	1'41.087	17.156	31.787	20.858	31.286	342.8	New Tyre			New Tyre					
4	1'40.546	16.987	31.764	20.649	31.146	345.0	16	9'12.377	19.584	34.087	21.108	33.625	195.2		
5	1'41.392 *	17.080	31.861	20.661	31.790*	342.8	17	1'40.375	17.091	31.658	20.441	31.185	345.0		
6	1'44.914	18.566	33.331	21.076	31.941	342.8	18	1'39.917	16.776	31.654	20.437	31.050	347.2		
7	1'40.832	17.034	31.771	20.572	31.455	343.9	19	1'57.048 P	19.041*	34.367	20.899	42.741	345.0		
8	1'55.300 P	18.056	33.081	21.795	42.368	345.0	Run # 4		Front Tyre Slick-Medium			Rear Tyre Slick-Soft			
Run # 2		Front Tyre Slick-Medium			Rear Tyre Slick-Soft			4 Laps at start			New Tyre				
		8 Laps at start			8 Laps at start			20	5'18.870	26.431	34.850	21.132	42.140	88.5	
9	11'31.047	19.746	35.866	21.531	31.807	198.5	21	1'39.394	16.820	31.379	20.353	30.842	349.5		
10	1'42.085	17.248	32.214	20.968	31.655	346.1	22	1'39.346	16.662	31.317	20.441	30.926	350.6		
11	1'41.771	17.198	32.094	20.852	31.627	345.0	23	1'47.559 *	16.747	34.628	22.266*	33.918	349.5		
12	1'41.819 *	17.371	31.942	20.811	31.695*	340.6	6th 73 Alex MARQUEZ DUCATI SPA								
13	1'41.568 *	17.153	32.009	20.830	31.576*	342.8	Gresini Racing MotoGP								
14	1'51.868 P	17.123	32.086	20.996	41.663	341.7	Runs=4 Total laps=28 Full laps=21 Valid laps=17								
Run # 3		Front Tyre Slick-Medium			Rear Tyre Slick-Medium			Run # 1		Front Tyre Slick-Medium			Rear Tyre Slick-Soft		
		New Tyre			New Tyre			New Tyre			New Tyre				
15	7'08.114	19.263	33.291	21.375	31.855	211.3	1	1'54.945	19.302	34.749	21.723	32.477	227.8		
16	1'40.061	17.090	31.523	20.421	31.027	338.5	2	1'42.476	17.528	32.452	20.937	31.559	338.5		
17	1'40.047	17.000	31.529	20.441	31.077	340.6	3	1'40.925	17.038	31.886	20.585	31.416	339.6		
18	1'58.626 P	18.261	34.892	22.575	42.898	338.5	4	1'40.875	17.047	31.879	20.633	31.316	341.7		
Run # 4		Front Tyre Slick-Medium			Rear Tyre Slick-Soft			5	1'40.797 *	17.074	31.812	20.586	31.325*	340.6	
		4 Laps at start			New Tyre			6	1'41.145	17.048	31.917	20.611	31.569	340.6	
19	4'48.656	19.289	32.906	20.894	31.462	216.0	7	1'41.447	17.172	32.094	20.693	31.488	339.6		
20	1'39.257	16.873	31.251	20.418	30.715	343.9	8	1'41.439	17.011	32.085	20.838	31.505	340.6		
21	1'56.289 P	17.162	35.644	21.628	41.855	342.8	9	1'41.586	17.154	32.118	20.810	31.504	339.6		
Run # 5		Front Tyre Slick-Medium			Rear Tyre Slick-Soft			10	1'55.381 P	17.948	33.184	21.636	42.613	335.4	
		7 Laps at start			New Tyre			Run # 2		Front Tyre Slick-Medium			Rear Tyre Slick-Medium		
22	3'09.149	19.403	36.928	30.670	31.452	208.8	10 Laps at start			New Tyre					
								11	6'42.865	19.512	33.336	21.452	32.034	213.0	
								12	1'41.857	17.160	32.227	20.972	31.498	339.6	

Fastest Lap: Aleix ESPARGARO Aprilia Racing SPA **1'38.686** 16.634 31.114 20.269 30.669

These data/results cannot be reproduced, stored and/or transmitted in whole or in part by any manner of electronic, mechanical, photocopying, recording, broadcasting or otherwise now known or herein after developed without the previous express consent by the copyright owner, except for reproduction in daily press and regular printed publications on sale to the public within 60 days of the event related to those data/results and always provided that copyright symbol appears together as follows below.
© DORNA, 2023



Practice

MotoGP

Lap	Lap Time	T1	T2	T3	T4	Speed	Lap	Lap Time	T1	T2	T3	T4	Speed		
10	1'48.701	*	18.582*	37.407	21.035	31.677	345.0	23	2'56.089	15.910	32.233	20.491	32.112	244.8	
11	1'41.341		16.989	32.253	20.673	31.426	343.9	24	1'39.693	16.862	31.485	20.328	31.018	343.9	
12	1'41.417		16.980	32.088	20.792	31.557	342.8	25	1'43.280	17.020	33.651	21.261	31.348	345.0	
13	1'42.506	*	17.049	32.073	20.774	32.610*	342.8	26	1'42.193	*	16.755	31.526	20.524*	33.388	342.8
14	1'41.303		16.911	32.071	20.754	31.567	346.1	11th 44 PoI ESPARGARO KTM SPA							
15	1'54.578	P	17.928	33.229	21.344	42.077	333.3	GASGAS Factory Racing Tech3 Runs=4 Total laps=21 Full laps=14 Valid laps=11							
Run #	3	Front Tyre	Slick-Medium	Rear Tyre	Slick-Soft			Run #	1	Front Tyre	Slick-Medium	Rear Tyre	Slick-Soft		
New Tyre				New Tyre				New Tyre				New Tyre			
16	9'44.185	*	19.482	33.195	20.961	31.690*	200.7	1	2'07.050	20.101	37.003	23.382	38.427	224.5	
17	1'40.352		16.889	31.798	20.554	31.111	342.8	2	1'46.189	*	17.686*	35.136	21.323	32.044	346.1
18	1'40.489		16.825	31.770	20.629	31.265	345.0	3	1'41.745	17.088	32.177	20.968	31.512	348.3	
19	1'40.222		16.760	31.799	20.553	31.110	342.8	4	1'41.396	17.037	32.005	20.924	31.430	349.5	
20	1'56.439	P	19.085*	34.190	20.867	42.297	339.6	5	1'47.948	*	17.156	34.265	23.750	32.777*	346.1
Run #	4	Front Tyre	Slick-Medium	Rear Tyre	Slick-Soft			Run #	2	Front Tyre	Slick-Medium	Rear Tyre	Slick-Soft		
5 Laps at start				New Tyre				7 Laps at start				7 Laps at start			
21	4'38.890		31.244	33.365	21.005	52.162	52.3	8	9'50.925	19.431	34.557	21.706	32.632	205.7	
22	1'40.775	*	17.241*	31.943	20.475	31.116	347.2	9	1'43.723	17.220	32.941	21.465	32.097	340.6	
23	1'39.628		16.761	31.494	20.435	30.938	349.5	10	1'41.607	17.120	32.081	20.764	31.642	343.9	
24	1'56.162	*	21.209	39.521	22.393*	33.039	324.3	11	1'41.345	16.989	32.089	20.714	31.553	345.0	
Run #	1	Front Tyre	Slick-Medium	Rear Tyre	Slick-Soft			Run #	3	Front Tyre	Slick-Medium	Rear Tyre	Slick-Soft		
5 Laps at start				5 Laps at start				7 Laps at start				7 Laps at start			
1	1'48.815		18.201	33.620	21.558	32.022	225.9	14	14'34.265	19.386	34.195	21.178	33.753	196.0	
2	1'41.718		17.264	32.148	20.908	31.398	340.6	15	1'40.561	17.060	31.742	20.538	31.221	343.9	
3	1'41.250		17.021	32.057	20.853	31.319	341.7	16	1'39.842	16.695	31.555	20.419	31.173	348.3	
4	1'40.917		17.006	31.957	20.675	31.279	342.8	17	1'56.910	P	19.122*	34.812	21.174	41.802	345.0
5	1'41.043	*	16.977	31.929	20.775	31.362*	341.7	Run #	4	Front Tyre	Slick-Medium	Rear Tyre	Slick-Soft		
6	1'54.220	P	17.753	33.454	21.180	41.833	340.6	4 Laps at start				New Tyre			
Run #	2	Front Tyre	Slick-Medium	Rear Tyre	Slick-Soft			18	5'18.840	32.594	37.197	21.185	42.190	75.8	
11 Laps at start				11 Laps at start				19	1'41.452	17.257	32.321	20.594	31.280	350.6	
7	5'24.914	*	19.042	33.074	21.095*	31.837	216.4	20	1'39.721	16.715	31.526	20.459	31.021	349.5	
8	1'41.827		17.168	32.100	20.915	31.644	338.5	21	2'00.375	*	20.668*	40.651	25.293*	33.763	346.1
9	1'41.553		17.031	32.105	20.881	31.536	337.5	Run #	3	Front Tyre	Slick-Medium	Rear Tyre	Slick-Soft		
10	1'41.873	*	17.086	32.168	20.947	31.672*	338.5	4 Laps at start				New Tyre			
11	1'54.083	P	17.536	33.238	21.408	41.901	336.4	14	14'34.265	19.386	34.195	21.178	33.753	196.0	
Run #	3	Front Tyre	Slick-Hard	Rear Tyre	Slick-Medium			15	1'40.561	17.060	31.742	20.538	31.221	343.9	
New Tyre				New Tyre				16	1'39.842	16.695	31.555	20.419	31.173	348.3	
12	6'40.584		19.197	33.194	21.117	31.952	183.6	17	1'56.910	P	19.122*	34.812	21.174	41.802	345.0
13	1'41.079	*	17.142	31.850	20.718	31.369*	341.7	Run #	4	Front Tyre	Slick-Medium	Rear Tyre	Slick-Soft		
14	1'40.981		16.944	32.092	20.705	31.240	341.7	4 Laps at start				New Tyre			
15	1'40.706		16.923	31.740	20.674	31.369	345.0	18	5'18.840	32.594	37.197	21.185	42.190	75.8	
16	1'48.450	*	20.534*	34.994	21.138	31.784	343.9	19	1'41.452	17.257	32.321	20.594	31.280	350.6	
17	1'40.963		17.010	31.889	20.619	31.445	341.7	20	1'39.721	16.715	31.526	20.459	31.021	349.5	
18	1'53.395	P	16.939	31.949	22.196	42.311	339.6	21	2'00.375	*	20.668*	40.651	25.293*	33.763	346.1
Run #	4	Front Tyre	Slick-Medium	Rear Tyre	Slick-Soft			Run #	2	Front Tyre	Slick-Medium	Rear Tyre	Slick-Soft		
New Tyre				New Tyre				13 Laps at start				8 Laps at start			
19	7'39.537		19.183	32.902	20.977	31.370	182.1	9	7'41.104	19.079	33.295	21.422	31.969	215.1	
20	1'39.955		16.846	31.544	20.449	31.116	342.8	10	1'42.108	17.308	32.166	20.953	31.681	338.5	
21	1'39.852		16.830	31.523	20.537	30.962	340.6	11	1'41.939	17.102	32.171	20.772	31.894	340.6	
22	1'54.848	P	17.427*	34.328	21.278	41.815	337.5	12th 43 Jack MILLER KTM AUS							
Run #	5	Front Tyre	Slick-Medium	Rear Tyre	Slick-Soft			Red Bull KTM Factory Racing Runs=5 Total laps=23 Full laps=14 Valid laps=11							
4 Laps at start				New Tyre				5 Laps at start				New Tyre			
Fastest Lap: Aleix ESPARGARO Aprilia Racing SPA 1'38.686 16.634 31.114 20.269 30.669															

These data/results cannot be reproduced, stored and/or transmitted in whole or in part by any manner of electronic, mechanical, photocopying, recording, broadcasting or otherwise now known or herein after developed without the previous express consent by the copyright owner, except for reproduction in daily press and regular printed publications on sale to the public within 60 days of the event related to those data/results and always provided that copyright symbol appears together as follows below.

© DORNA, 2023



Practice

MotoGP

Lap	Lap Time	T1	T2	T3	T4	Speed	Lap	Lap Time	T1	T2	T3	T4	Speed
Run # 3	Front Tyre	Slick-Medium	Rear Tyre	Slick-Soft									
		New Tyre		New Tyre									
19	7'39.841	19.224	34.765	21.679	32.069	180.0	5	1'41.243	17.077	31.820	20.851	31.495	339.6
20	1'40.649	17.120	31.794	20.642	31.093	340.6	6	1'41.358	17.106	31.939	20.904	31.409	339.6
21	1'39.807	16.732	31.555	20.530	30.990	342.8	7	1'41.361	17.089	31.985	20.860	31.427	338.5
22	1'59.948 P	17.708*	34.592	22.632	45.016	340.6	8	1'41.595	17.048	32.083	20.945	31.519	339.6
Run # 4	Front Tyre	Slick-Medium	Rear Tyre	Slick-Soft									
		4 Laps at start		New Tyre									
23	5'28.646	18.366	32.787	20.797	32.169	225.0	9	1'59.806 P	19.020*	35.589	22.331	42.866	340.6
24	1'40.781	16.858	31.470	20.541	31.912	347.2	10	8'54.686	19.922	36.020	21.315	32.085	201.1
	unfinished	16.668	33.826		349.5		11	1'42.060	17.406	32.188	20.929	31.537	340.6

16th 37 **Augusto FERNANDEZ** KTM SPA
 GASGAS Factory Racing Tech3
 Runs=4 Total laps=23 Full laps=16 Valid laps=13

Run #	Front Tyre	Slick-Medium	Rear Tyre	Slick-Soft									
		New Tyre		New Tyre									
1	2'09.083	19.583	34.964	22.436	39.222	216.8	17	13'48.191	18.417	33.122	21.026	31.649	225.9
2	1'42.323	17.444	32.364	20.990	31.525	335.4	18	1'40.598	17.009	31.718	20.597	31.274	341.7
3	1'41.674	17.311	32.206	20.753	31.404	340.6	19	1'40.410 *	16.898	31.555	20.641	31.316*	340.6
4	1'41.467	17.224	32.061	20.864	31.318	343.9	20	1'53.048 P	17.282	32.327	21.418	42.021	336.4
5	1'41.382 *	17.155	32.005	20.781	31.441*	342.8	Run # 4	Front Tyre	Slick-Medium	Rear Tyre	Slick-Soft		
6	1'41.660	17.191	32.128	20.729	31.612	342.8			4 Laps at start		New Tyre		
7	1'47.398	17.767	35.174	21.961	32.496	336.4	21	3'15.684 *	19.612	39.586	20.870*	33.243	215.5
8	1'41.708	17.216	32.228	20.799	31.465	339.6	22	1'40.106	16.954	31.564	20.478	31.110	347.2
9	1'41.799	17.148	32.153	20.807	31.691	338.5							
10	1'50.223 P	17.144	32.088	20.778	40.213	339.6							
Run # 2	Front Tyre	Slick-Medium	Rear Tyre	Slick-Soft									
		10 Laps at start		10 Laps at start									
11	8'05.311	19.778	34.132	21.290	31.873	195.2							
12	1'41.967	17.244	32.270	20.883	31.570	341.7							
13	1'41.628	17.143	32.088	20.877	31.520	340.6							
14	1'47.741 *	18.943*	34.055	21.499	33.244*	335.4							
15	1'51.848 P	17.206	32.161	21.020	41.461	341.7							

18th 21 **Franco MORBIDELLI** YAMAHA ITA
 Monster Energy Yamaha MotoGP
 Runs=5 Total laps=24 Full laps=15 Valid laps=13

Run #	Front Tyre	Slick-Medium	Rear Tyre	Slick-Medium								
		New Tyre		New Tyre								
1	2'30.709	28.241	35.385	22.542	32.853	101.7						
2	1'42.734	17.504	32.394	21.201	31.635	338.5						
3	1'41.826	17.416	32.069	20.918	31.423	338.5						
4	1'41.561	17.169	32.021	20.871	31.500	339.6						
5	1'41.096	17.062	31.934	20.749	31.351	339.6						
6	1'41.416	17.314	31.951	20.820	31.331	325.3						
7	1'50.976 *	19.915*	38.528	21.053	31.480	315.7						
8	1'41.397	17.138	31.962	20.759	31.538	337.5						
9	1'58.710 P	17.141	36.959	21.993	42.617	336.4						
Run # 2	Front Tyre	Slick-Medium	Rear Tyre	Slick-Medium								
		9 Laps at start		9 Laps at start								
10	8'37.492	19.596	33.504	21.106	32.354	197.0						
11	1'41.963	17.361	32.200	20.819	31.583	336.4						
12	1'41.629	17.208	32.161	20.770	31.490	338.5						
13	1'52.637 P	17.151	32.213	20.773	42.500	337.5						

Run #	Front Tyre	Slick-Medium	Rear Tyre	Slick-Soft								
		New Tyre		New Tyre								
16	13'12.895	19.792	33.700	21.200	33.505	212.1						
17	1'40.537	17.157	31.789	20.569	31.022	336.4						
18	1'39.891	16.930	31.548	20.535	30.878	345.0						
19	1'53.222 P	17.503	32.934	21.505	41.280	333.3						
Run # 4	Front Tyre	Slick-Medium	Rear Tyre	Slick-Soft								
		4 Laps at start		New Tyre								
20	5'22.862	31.031	38.726	21.006	41.237	79.3						
21	1'41.244	17.280	32.169	20.733	31.062	335.4						
22	1'40.595	17.003	31.712	20.715	31.165	345.0						
23	1'41.053 *	16.976	32.001	20.800*	31.276	342.8						

17th 20 **Fabio QUARTARARO** YAMAHA FRA
 Monster Energy Yamaha MotoGP
 Runs=4 Total laps=22 Full laps=15 Valid laps=10

Run #	Front Tyre	Slick-Medium	Rear Tyre	Slick-Soft								
		New Tyre		New Tyre								
1	2'58.149	19.712	34.531	21.870	32.090	220.8						
2	1'41.671	17.312	32.071	20.799	31.489	339.6						
3	1'41.097	17.083	31.909	20.795	31.310	339.6						
4	1'41.036 *	17.104	31.850	20.734	31.348*	339.6						
Run # 3	Front Tyre	Slick-Soft	Rear Tyre	Slick-Soft								
		New Tyre		New Tyre								
14	7'14.454	22.037	33.238	21.015	31.565	200.7						
15	1'41.017	17.229	31.855	20.653	31.280	338.5						
16	1'40.883	17.062	31.817	20.690	31.314	337.5						
17	1'59.738 P	18.782*	37.168	22.197	41.591	335.4						
Run # 4	Front Tyre	Slick-Medium	Rear Tyre	Slick-Soft								
		New Tyre		New Tyre								
18	5'31.581	20.489	32.840	20.878	31.329	170.0						
19	1'40.234	17.058	31.619	20.558	30.999	339.6						

Fastest Lap: Aleix ESPARGARO Aprilia Racing SPA 1'38.686 16.634 31.114 20.269 30.669

These data/results cannot be reproduced, stored and/or transmitted in whole or in part by any manner of electronic, mechanical, photocopying, recording, broadcasting or otherwise now known or herein after developed without the previous express consent by the copyright owner, except for reproduction in daily press and regular printed publications on sale to the public within 60 days of the event related to those data/results and always provided that copyright symbol appears together as follows below.
 © DORNA, 2023



Practice

MotoGP

Lap	Lap Time	T1	T2	T3	T4	Speed	Lap	Lap Time	T1	T2	T3	T4	Speed
20	1'40.155	16.984	31.588	20.532	31.051	338.5	4	1'47.541	19.482	34.227	21.624	32.208	204.1
21	1'54.809 P	17.424*	34.348	21.409	41.628	332.3	5	1'42.608	17.548	32.447	20.879	31.734	335.4
Run # 5		Front Tyre Slick-Medium		Rear Tyre Slick-Soft			Run # 6		Front Tyre Slick-Soft		Rear Tyre Slick-Soft		
		4 Laps at start		New Tyre					6 Laps at start		New Tyre		
22	3'09.084	20.388	34.421	21.270	31.587	176.1	7	1'41.247	17.218	31.922	20.708	31.399	335.4
23	1'43.116	17.339	32.744	21.446	31.587	337.5	8	1'47.496	17.233	35.757	22.490	32.016	335.4
24	1'39.972 *	16.924	31.483	20.556*	31.009	341.7	9	1'53.105 P	17.271	32.046	20.681	43.107	337.5

19th 93 Marc MARQUEZ HONDA SPA
Repsol Honda Team

Runs=5 Total laps=23 Full laps=14 Valid laps=11

Run #	Front Tyre	Slick-Medium	Rear Tyre	Slick-Medium	Speed
Run # 1		New Tyre		New Tyre	
1	1'55.310	19.058	34.589	21.615	225.4
2	1'42.863	17.572	32.613	21.008	340.6
3	1'43.484	17.379	32.314	21.125	339.6
4	1'41.914	17.203	32.166	21.022	343.9
5	1'41.687 *	17.078	32.136	20.884	342.8
6	1'53.749 P	17.180	33.829	21.515	340.6

Run # 2 Front Tyre Slick-Medium Rear Tyre Slick-Medium
6 Laps at start 6 Laps at start

7	7'09.370 *	19.601	33.457	21.451	32.121*	211.7
8	1'42.854	17.343	32.632	21.229	31.650	338.5
9	1'42.029	17.158	32.275	20.910	31.686	338.5
10	1'42.108	17.176	32.321	20.901	31.710	336.4
11	1'42.023	17.139	32.348	20.816	31.720	337.5
12	1'42.263 *	17.095	32.380	20.819	31.969*	338.5
13	1'56.905 P	17.551*	35.483	21.919	41.952	335.4

Run # 3 Front Tyre Slick-Medium Rear Tyre Slick-Soft
13 Laps at start New Tyre

14	4'23.576 *	21.288	34.570	21.386	36.428*	203.7
15	1'42.198	17.363	32.284	20.960	31.591	340.6
16	1'41.403	17.081	32.055	20.747	31.520	341.7
17	1'55.219 P	17.373	34.354	21.477	42.015	340.6

Run # 4 Front Tyre Slick-Medium Rear Tyre Slick-Soft
New Tyre New Tyre

18	10'33.310	22.811	35.908	22.155	31.404	149.5
19	1'40.249	16.927	31.774	20.569	30.979	345.0
20	1'50.345 P	16.885	31.757	20.607	41.096	345.0

Run # 5 Front Tyre Slick-Medium Rear Tyre Slick-Soft
3 Laps at start New Tyre

21	4'27.597	26.111	41.779	20.904	46.394	102.4
22	1'43.522	17.586	33.386	21.406	31.144	336.4
23	1'47.991 *	16.864	32.859	24.989*	33.279	345.0

20th 30 Takaaki NAKAGAMI HONDA JPN
LCR Honda IDEMITSU

Runs=5 Total laps=20 Full laps=11 Valid laps=11

Run #	Front Tyre	Slick-Medium	Rear Tyre	Slick-Medium	Speed	
Run # 1		New Tyre		New Tyre		
1	2'20.119	22.175	36.024	22.715	33.210	172.8
2	1'47.326 *	17.831*	35.696	21.631	32.168	335.4
3	1'42.209	17.473	32.331	20.943	31.462	338.5
	unfinished	17.272	31.875	20.885		340.6

Run # 2 Front Tyre Slick-Soft Rear Tyre Slick-Medium
New Tyre New Tyre

21st 27 Iker LECUONA HONDA SPA
LCR Honda CASTROL

Runs=5 Total laps=23 Full laps=14 Valid laps=12

Run #	Front Tyre	Slick-Medium	Rear Tyre	Slick-Soft	Speed	
Run # 1		New Tyre		New Tyre		
1	1'56.829	18.998	34.040	21.436	32.090	220.8
2	1'41.943	17.411	32.033	21.003	31.496	339.6
3	1'42.006	17.220	32.085	21.020	31.681	339.6
4	1'41.679	17.128	32.168	20.931	31.452	338.5
5	1'41.587 *	17.104	32.184	20.898	31.401*	338.5
6	1'54.013 P	17.384*	34.104	21.087	41.438	336.4

Run # 2 Front Tyre Slick-Medium Rear Tyre Slick-Soft
6 Laps at start 6 Laps at start

7	6'32.677	19.501	33.096	21.321	31.942	202.6
8	1'42.678	17.431	32.507	20.944	31.796	337.5
9	1'42.262 *	17.345	32.266	20.980*	31.671	337.5
10	1'42.103	17.239	32.287	20.920	31.657	335.4
11	1'53.324 P	17.300	32.383	20.997	42.644	336.4

Run # 3 Front Tyre Slick-Hard Rear Tyre Slick-Medium
New Tyre New Tyre

12	7'00.214 *	19.232	32.966	21.198	32.048*	204.1
13	1'42.169	17.390	32.245	20.894	31.640	334.3
14	1'41.530	17.258	31.980	20.695	31.597	335.4
15	1'41.662	17.225	32.001	20.944	31.492	335.4
16	1'54.239 P	17.212	33.423	21.812	41.792	335.4

Run # 4 Front Tyre Slick-Hard Rear Tyre Slick-Soft
New Tyre New Tyre

17	8'04.293	19.708	37.738	21.667	31.750	200.3
18	1'41.072	17.098	31.883	20.788	31.303	342.8
19	1'41.165	17.134	31.858	20.792	31.381	337.5
20	1'54.776 P	17.073	32.076	24.133	41.494	334.3

Fastest Lap: Aleix ESPARGARO Aprilia Racing SPA **1'38.686** 16.634 31.114 20.269 30.669

These data/results cannot be reproduced, stored and/or transmitted in whole or in part by any manner of electronic, mechanical, photocopying, recording, broadcasting or otherwise now known or herein after developed without the previous express consent by the copyright owner, except for reproduction in daily press and regular printed publications on sale to the public within 60 days of the event related to those data/results and always provided that copyright symbol appears together as follows below.
© DORNA, 2023



Practice

MotoGP

Lap	Lap Time	T1	T2	T3	T4	Speed	Lap	Lap Time	T1	T2	T3	T4	Speed
Run #	5	Front Tyre Slick-Hard			Rear Tyre Slick-Soft								
		4 Laps at start						New Tyre					
21	5'08.984	30.339	39.152	21.369	44.914	85.4							
22	1'46.097	17.249	32.418	21.145	35.285	337.5							
23	1'40.895	17.078	31.868	20.760	31.189	340.6							

22nd 36 Joan MIR HONDA SPA
 Repsol Honda Team
 Runs=4 Total laps=22 Full laps=15 Valid laps=12

Run #	1	Front Tyre	Slick-Medium	Rear Tyre	Slick-Soft		
		New Tyre			New Tyre		
1	2'09.337	19.654	33.829	21.677	32.316	213.0	
2	1'42.567	17.431	32.418	21.095	31.623	337.5	
3	1'41.813	17.292	32.078	20.848	31.595	339.6	
4	1'46.585 *	17.830*	35.880	21.146	31.729	345.0	
5	1'42.275 *	17.167	32.294	21.025	31.789*	343.9	
6	1'42.307	17.225	32.278	20.971	31.833	339.6	
7	1'58.816 P	18.885*	35.603	21.945	42.383	340.6	
Run #	2	Front Tyre	Slick-Medium	Rear Tyre	Slick-Soft		
		7 Laps at start			7 Laps at start		
8	10'24.425	19.008	33.223	21.555	32.047	188.4	
9	1'42.885	17.450	32.462	21.067	31.906	340.6	
10	1'42.115	17.230	32.350	20.907	31.628	339.6	
11	1'42.370	17.176	32.393	20.932	31.869	339.6	
12	1'42.928	17.309	32.480	21.239	31.900	336.4	
13	1'57.813 P	17.771*	34.024	21.852	44.166	334.3	
Run #	3	Front Tyre	Slick-Medium	Rear Tyre	Slick-Soft		
		New Tyre			New Tyre		
14	12'32.669	18.160	32.919	21.062	32.037	220.4	
15	1'41.877	17.228	32.222	20.854	31.573	338.5	
16	1'41.565	17.150	32.057	20.826	31.532	339.6	
17	1'41.539	17.103	32.008	20.776	31.652	339.6	
18	2'00.747 P	18.295*	36.489	21.851	44.112	338.5	
Run #	4	Front Tyre	Slick-Medium	Rear Tyre	Slick-Soft		
		5 Laps at start			New Tyre		
19	5'01.626	22.872	33.304	21.051	50.550	129.0	
20	1'42.415	17.416	32.757	20.870	31.372	343.9	
21	1'41.013	16.938	31.828	20.921	31.326	346.1	
22	1'41.296 *	17.048	31.924	20.740*	31.584	343.9	

Fastest Lap: Aleix ESPARGARO Aprilia Racing SPA **1'38.686** 16.634 31.114 20.269 30.669

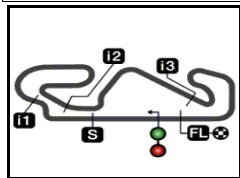
These data/results cannot be reproduced, stored and/or transmitted in whole or in part by any manner of electronic, mechanical, photocopying, recording, broadcasting or otherwise now known or herein after developed without the previous express consent by the copyright owner, except for reproduction in daily press and regular printed publications on sale to the public within 60 days of the event related to those data/results and always provided that copyright symbol appears together as follows below.
 © DORNA, 2023

Official MotoGP Timing by TISSOT
 www.motogp.com

Barcelona, Friday, September 01, 2023

Page 8 of 8





4657 m.

GRAN PREMI MONSTER ENERGY DE CATALUNYA

Practice

Best Partial Times

MotoGP™

IT Ideal Lap Time, sum of the best partial times

BT Best Lap Time

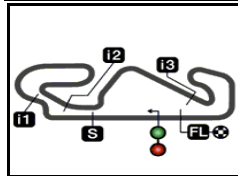
T1		T2		T3		T4				IT		BT	
Pos	Rider	Time	Rider	Time	Rider	Time	Rider	Time	Pos	Rider	IT	BT	
1	A.ESPARGARO	16.634	A.ESPARGARO	31.114	A.ESPARGARO	20.269	A.ESPARGARO	30.669	1	A.ESPARGAR	1'38.686	1'38.686	(1)
2	B.BINDER	16.662	J.ZARCO	31.168	M.VIÑALES	20.272	F.BAGNAIA	30.682	2	J.ZARCO	1'38.981	1'39.257	(4)
3	L.MARINI	16.668	F.BAGNAIA	31.273	J.ZARCO	20.301	J.ZARCO	30.715	3	F.BAGNAIA	1'38.984	1'39.061	(3)
4	M.VIÑALES	16.682	M.VIÑALES	31.273	J.MARTIN	20.328	M.VIÑALES	30.765	4	M.VIÑALES	1'38.992	1'39.048	(2)
5	F.BAGNAIA	16.684	B.BINDER	31.317	F.BAGNAIA	20.345	M.BEZZECCHI	30.782	5	B.BINDER	1'39.174	1'39.346	(5)
6	P.ESPARGARO	16.695	A.MARQUEZ	31.332	B.BINDER	20.353	F.DI GIANNANTO	30.839	6	F.DI GIANNAN	1'39.423	1'39.621	(8)
7	M.OLIVEIRA	16.741	J.MILLER	31.383	M.OLIVEIRA	20.403	B.BINDER	30.842	7	M.BEZZECCHI	1'39.432	1'39.550	(7)
8	F.DI GIANNANTO	16.744	F.DI GIANNANTO	31.417	J.MILLER	20.408	R.FERNANDEZ	30.845	8	A.MARQUEZ	1'39.487	1'39.549	(6)
9	M.BEZZECCHI	16.755	M.BEZZECCHI	31.421	R.FERNANDEZ	20.409	A.MARQUEZ	30.850	9	J.MARTIN	1'39.530	1'39.693	(10)
10	J.MARTIN	16.755	L.MARINI	31.470	P.ESPARGARO	20.419	A.FERNANDEZ	30.878	10	M.OLIVEIRA	1'39.621	1'39.779	(14)
11	E.BASTIANINI	16.760	F.MORBIDELLI	31.483	F.DI GIANNANTO	20.423	E.BASTIANINI	30.938	11	E.BASTIANINI	1'39.627	1'39.628	(9)
12	J.ZARCO	16.797	J.MARTIN	31.485	E.BASTIANINI	20.435	M.OLIVEIRA	30.949	12	R.FERNANDEZ	1'39.642	1'39.757	(13)
13	A.MARQUEZ	16.827	E.BASTIANINI	31.494	M.BEZZECCHI	20.474	J.MARTIN	30.962	13	L.MARINI	1'39.658	1'39.807	(15)
14	J.MILLER	16.833	P.ESPARGARO	31.526	F.QUARTARARO	20.478	M.MARQUEZ	30.979	14	P.ESPARGAR	1'39.661	1'39.721	(11)
15	R.FERNANDEZ	16.857	M.OLIVEIRA	31.528	A.MARQUEZ	20.478	L.MARINI	30.990	15	J.MILLER	1'39.690	1'39.752	(12)
16	M.MARQUEZ	16.864	R.FERNANDEZ	31.531	L.MARINI	20.530	F.MORBIDELLI	30.999	16	A.FERNANDEZ	1'39.891	1'39.891	(16)
17	F.QUARTARARO	16.898	A.FERNANDEZ	31.548	F.MORBIDELLI	20.532	P.ESPARGARO	31.021	17	F.MORBIDELLI	1'39.938	1'40.155	(18)
18	F.MORBIDELLI	16.924	F.QUARTARARO	31.555	A.FERNANDEZ	20.535	J.MILLER	31.066	18	F.QUARTARAR	1'40.041	1'40.106	(17)
19	A.FERNANDEZ	16.930	T.NAKAGAMI	31.656	M.MARQUEZ	20.569	F.QUARTARARO	31.110	19	M.MARQUEZ	1'40.169	1'40.249	(19)
20	J.MIR	16.938	M.MARQUEZ	31.757	T.NAKAGAMI	20.646	T.NAKAGAMI	31.187	20	T.NAKAGAMI	1'40.561	1'40.886	(20)
21	T.NAKAGAMI	17.072	J.MIR	31.828	I.LECUONA	20.695	I.LECUONA	31.189	21	I.LECUONA	1'40.815	1'40.895	(21)
22	I.LECUONA	17.073	I.LECUONA	31.858	J.MIR	20.776	J.MIR	31.326	22	J.MIR	1'40.868	1'41.013	(22)

These data/results cannot be reproduced, stored and/or transmitted in whole or in part by any manner of electronic, mechanical, photocopying, recording, broadcasting or otherwise now known or herein after developed without the previous express consent by the copyright owner, except for reproduction in daily press and regular printed publications on sale to the public within 60 days of the event related to those data/results and always provided that copyright symbol appears together as follows below.

© DORNA, 2023

Official MotoGP Timing by TISSOT
www.motogp.com





4657 m.

GRAN PREMI MONSTER ENERGY DE CATALUNYA**Practice****Fastest Laps Sequence**

<i>Practice Time</i>	 <i>Rider</i>	<i>Nation</i>	<i>Motorcycle</i>	<i>Time</i>	<i>Km/h</i>	<i>Rider's Lap</i>
3'30.533	89 Jorge MARTIN	SPA	DUCATI	1'41.718	164.8	2
3'49.854	33 Brad BINDER	RSA	KTM	1'41.164	165.7	2
4'03.544	88 Miguel OLIVEIRA	POR	APRILIA	1'41.077	165.8	2
4'28.205	49 Fabio DI GIANNANTONI	ITA	DUCATI	1'40.908	166.1	2
5'43.889	88 Miguel OLIVEIRA	POR	APRILIA	1'40.345	167.0	3
19'41.272	49 Fabio DI GIANNANTONI	ITA	DUCATI	1'40.180	167.3	7
24'38.389	1 Francesco BAGNAIA	ITA	DUCATI	1'40.149	167.4	8
33'28.297	12 Maverick VIÑALES	SPA	APRILIA	1'40.095	167.4	15
43'09.736	5 Johann ZARCO	FRA	DUCATI	1'40.061	167.5	16
44'49.783	5 Johann ZARCO	FRA	DUCATI	1'40.047	167.5	17
46'04.461	49 Fabio DI GIANNANTONI	ITA	DUCATI	1'39.621	168.2	16
48'21.551	12 Maverick VIÑALES	SPA	APRILIA	1'39.594	168.3	19
48'41.069	41 Aleix ESPARGARO	SPA	APRILIA	1'39.389	168.6	19
53'16.322	5 Johann ZARCO	FRA	DUCATI	1'39.257	168.9	20
57'15.442	12 Maverick VIÑALES	SPA	APRILIA	1'39.048	169.2	22
59'05.534	41 Aleix ESPARGARO	SPA	APRILIA	1'38.686	169.8	22

These data/results cannot be reproduced, stored and/or transmitted in whole or in part by any manner of electronic, mechanical, photocopying, recording, broadcasting or otherwise now known or herein after developed without the previous express consent by the copyright owner, except for reproduction in daily press and regular printed publications on sale to the public within 60 days of the event related to those data/results and always provided that copyright symbol appears together as follows below.

© DORNA, 2023

Official MotoGP Timing by **TISSOT**
www.motogp.com

Barcelona, Friday, September 01, 2023

