


MOTUL GRAND PRIX OF JAPAN

Practice
Classification

6

	Rider	Nation	Team	Motorcycle	Time	Lap Total	Gap	Top Speed
1	33 Brad BINDER	RSA	Red Bull KTM Factory Racing	KTM	1'43.489	20 22		315.7
2	1 Francesco BAGNAIA	ITA	Ducati Lenovo Team	DUCATI	1'43.518	21 22	0.029 0.029	314.8
3	41 Aleix ESPARGARO	SPA	Aprilia Racing	APRILIA	1'43.784	18 20	0.295 0.266	309.4
4	89 Jorge MARTIN	SPA	Prima Pramac Racing	DUCATI	1'43.843	22 24	0.354 0.059	313.0
5	72 Marco BEZZECCHI	ITA	Mooney VR46 Racing Team	DUCATI	1'43.945	24 25	0.456 0.102	315.7
6	49 Fabio DI GIANNANTONIO	ITA	Gresini Racing MotoGP	DUCATI	1'43.947	17 21	0.458 0.002	305.9
7	5 Johann ZARCO	FRA	Prima Pramac Racing	DUCATI	1'44.062	19 21	0.573 0.115	314.8
8	12 Maverick VIÑALES	SPA	Aprilia Racing	APRILIA	1'44.117	22 24	0.628 0.055	314.8
9	44 Pol ESPARGARO	SPA	GASGAS Factory Racing Tech3	KTM	1'44.219	18 19	0.730 0.102	313.0
10	43 Jack MILLER	AUS	Red Bull KTM Factory Racing	KTM	1'44.261	22 23	0.772 0.042	312.1
11	88 Miguel OLIVEIRA	POR	CryptoDATA RNF MotoGP Team	APRILIA	1'44.317	21 24	0.828 0.056	313.0
12	36 Joan MIR	SPA	Repsol Honda Team	HONDA	1'44.428	19 21	0.939 0.111	311.2
13	20 Fabio QUARTARARO	FRA	Monster Energy Yamaha MotoGP	YAMAHA	1'44.520	13 21	1.031 0.092	309.4
14	93 Marc MARQUEZ	SPA	Repsol Honda Team	HONDA	1'44.574	16 23	1.085 0.054	310.3
15	21 Franco MORBIDELLI	ITA	Monster Energy Yamaha MotoGP	YAMAHA	1'44.657	20 20	1.168 0.083	311.2
16	35 Cal CRUTCHLOW	GBR	Yamalube RS4GP Racing Team	YAMAHA	1'44.709	21 22	1.220 0.052	311.2
17	25 Raul FERNANDEZ	SPA	CryptoDATA RNF MotoGP Team	APRILIA	1'44.811	15 17	1.322 0.102	309.4
18	30 Takaaki NAKAGAMI	JPN	LCR Honda IDEMITSU	HONDA	1'44.928	23 23	1.439 0.117	309.4
19	37 Augusto FERNANDEZ	SPA	GASGAS Factory Racing Tech3	KTM	1'45.231	20 24	1.742 0.303	306.8
20	51 Michele PIRRO	ITA	Ducati Lenovo Team	DUCATI	1'45.866	17 22	2.377 0.635	308.5
21	42 Alex RINS	SPA	LCR Honda CASTROL	HONDA	1'47.236	4 6	3.747 1.370	311.2

Practice condition: Dry

Air: 28°

Humidity: 53%

Ground: 37°

Fastest Lap:	Lap: 20	Brad BINDER	1'43.489	167 Km/h
Best Race Lap:	2022	Jack MILLER	1'45.198	164.2 Km/h
All Time Lap Record:	2023	Brad BINDER	1'43.489	167.0 Km/h

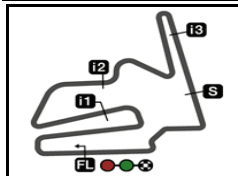
The results are provisional until the end of the limit for protest and appeals.

Time limit for protest expires 60' after publication of the results - Time:

These data/results cannot be reproduced, stored and/or transmitted in whole or in part by any manner of electronic, mechanical, photocopying, recording, broadcasting or otherwise now known or herein after developed without the previous express consent by the copyright owner, except for reproduction in daily press and regular printed publications on sale to the public within 60 days of the event related to those data/results and always provided that copyright symbol appears together as follows below.

© DORNA, 2023





MOTUL GRAND PRIX OF JAPAN

Practice

Top Speed & Average

8



Rider	Nation	Motorcycle	Top 5 speeds					Average	Top
33 Brad BINDER	RSA	KTM	315.7	315.7	314.8	313.9	313.9	314.8	315.7
72 Marco BEZZECCHI	ITA	DUCATI	315.7	314.8	313.9	312.1	312.1	313.7	315.7
1 Francesco BAGNAIA	ITA	DUCATI	314.8	314.8	314.8	313.9	312.1	313.5	314.8
5 Johann ZARCO	FRA	DUCATI	314.8	313.0	312.1	309.4	309.4	310.9	314.8
12 Maverick VIÑALES	SPA	APRILIA	314.8	313.9	313.9	312.1	312.1	313.4	314.8
44 Po ESPARGARO	SPA	KTM	313.0	312.1	311.2	311.2	310.3	311.6	313.0
88 Miguel OLIVEIRA	POR	APRILIA	313.0	312.1	311.2	311.2	311.2	311.7	313.0
89 Jorge MARTIN	SPA	DUCATI	313.0	311.2	311.2	311.2	311.2	311.5	313.0
43 Jack MILLER	AUS	KTM	312.1	311.2	310.3	310.3	310.3	310.8	312.1
21 Franco MORBIDELLI	ITA	YAMAHA	311.2	310.3	309.4	309.4	309.4	309.9	311.2
35 Cal CRUTCHLOW	GBR	YAMAHA	311.2	309.4	309.4	308.5	308.5	309.1	311.2
36 Joan MIR	SPA	HONDA	311.2	311.2	310.3	310.3	309.4	310.2	311.2
42 Alex RINS	SPA	HONDA	311.2	309.4	306.8	297.5	289.5	302.9	311.2
93 Marc MARQUEZ	SPA	HONDA	310.3	310.3	309.4	309.4	308.5	309.3	310.3
20 Fabio QUARTARARO	FRA	YAMAHA	309.4	309.4	308.5	308.5	308.5	308.9	309.4
25 Raul FERNANDEZ	SPA	APRILIA	309.4	306.8	306.8	305.9	305.9	306.8	309.4
30 Takaaki NAKAGAMI	JPN	HONDA	309.4	308.5	308.5	307.6	307.6	308.3	309.4
41 Aleix ESPARGARO	SPA	APRILIA	309.4	309.4	309.4	308.5	308.5	308.9	309.4
51 Michele PIRRO	ITA	DUCATI	308.5	307.6	307.6	305.9	305.9	306.9	308.5
37 Augusto FERNANDEZ	SPA	KTM	306.8	305.0	305.0	304.2	304.2	304.7	306.8
49 Fabio DI GIANNANTONIO	ITA	DUCATI	305.9	305.9	305.9	305.9	305.0	305.3	305.9

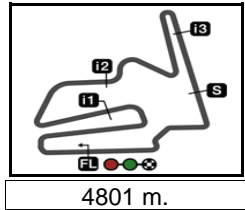
These data/results cannot be reproduced, stored and/or transmitted in whole or in part by any manner of electronic, mechanical, photocopying, recording, broadcasting or otherwise now known or herein after developed without the previous express consent by the copyright owner, except for reproduction in daily press and regular printed publications on sale to the public within 60 days of the event related to those data/results and always provided that copyright symbol appears together as follows below.

© DORNA, 2023

Official MotoGP Timing by TISSOT
www.motogp.com



Motegi, Friday, September 29, 2023



MOTUL GRAND PRIX OF JAPAN

Practice

Chronological Analysis of Performances

9

* Lap / Sector time cancelled T1 Time from finish line to 1st intermediate T3 Time from 2nd intermed. to 3rd intermed.
 P Crossing the finish line in pit lane T2 Time from 1st intermed. to 2nd intermed. T4 Time from 3rd intermediate to finish line
 **Tyre data subject to further updates

Lap	Lap Time	T1	T2	T3	T4	Speed	Lap	Lap Time	T1	T2	T3	T4	Speed
1st	33	Brad BINDER		KTM		RSA	Run #	2	Front Tyre	Slick-Hard	Rear Tyre	Slick-Medium	
		Red Bull KTM Factory Racing							5 Laps at start				5 Laps at start
		Runs=4	Total laps=22	Full laps=15	Valid laps=12		6	1'51.808	31.723	21.355	29.899	28.831	308.5
							7	1'45.493	27.587	20.512	29.117	28.277	309.4
							8	1'46.139 *	27.304	20.486	29.732*	28.617	308.5
							9	1'45.192	27.323	20.343	29.120	28.406	313.9
							10	1'50.181	29.272	21.582	29.947	29.380	311.2
							11	1'44.700 P	27.334	20.478	31.337	25.551	292.6
							Run #	3	Front Tyre	Slick-Hard	Rear Tyre	Slick-Medium	
									11 Laps at start				11 Laps at start
							12	1'53.368	33.533	21.276	29.885	28.674	309.4
							13	1'45.772 *	27.504	20.529	29.271*	28.468	311.2
							14	1'46.592	27.346	20.425	30.234	28.587	312.1
							15	1'40.146 P	27.407	20.529	30.147	22.063	306.8
							Run #	4	Front Tyre	Slick-Hard	Rear Tyre	Slick-Soft	
									New Tyre		New Tyre		
							16	1'54.291	33.756	21.605	30.265	28.665	312.1
							17	1'44.610	27.160	20.406	28.831	28.213	314.8
							18	1'40.474 P	27.015	21.271	30.410	21.778	309.4
							Run #	5	Front Tyre	Slick-Hard	Rear Tyre	Slick-Soft	
									3 Laps at start		New Tyre		
							19	1'50.256	31.352	20.809	29.280	28.815	312.1
							20	1'44.335 *	27.205*	20.254	28.773	28.103	314.8
							21	1'43.518	26.818	20.077	28.571	28.052	314.8
							22	1'51.287	28.820	22.296	31.275	28.896	308.5
3rd	41	Aleix ESPARGARO		APRILIA		SPA	Run #	1	Front Tyre	Slick-Hard	Rear Tyre	Slick-Medium	
		Aprilia Racing							New Tyre				New Tyre
		Runs=4	Total laps=20	Full laps=13	Valid laps=10		1	2'18.931	31.877	21.593	30.211	29.182	306.8
							2	1'48.452 *	27.680	22.063	29.758*	28.951	309.4
							3	1'46.235	27.453	20.662	29.361	28.759	308.5
							4	1'45.789	27.326	20.605	29.189	28.669	308.5
							5	1'46.407 P	30.690	23.018	30.139	22.560	298.3
							Run #	2	Front Tyre	Slick-Hard	Rear Tyre	Slick-Soft	
									5 Laps at start				New Tyre
							6	1'50.650	31.622	21.205	29.273	28.550	306.8
							7	1'45.422	27.338	20.420	29.109	28.555	305.9
							8	1'45.248 *	27.191	20.406	29.033*	28.618	306.8
							9	1'44.893 *	27.097*	20.325	28.981	28.490	307.6
							10	1'52.564	27.046	24.424	31.663	29.431	292.6
							11	1'47.548	27.144	21.833	29.428	29.143	306.8
							12	1'44.218 P	29.707	20.652	30.621	23.238	288.7
2nd	1	Francesco BAGNAIA		DUCATI		ITA	Run #	1	Front Tyre	Slick-Hard	Rear Tyre	Slick-Medium	
		Ducati Lenovo Team							New Tyre				New Tyre
		Runs=5	Total laps=22	Full laps=13	Valid laps=10		1	2'45.454	33.697	22.046	34.387	30.048	299.1
							2	1'48.402	28.173	20.794	30.531	28.904	305.9
							3	1'49.878	27.989	23.432	29.804	28.653	310.3
							4	1'46.072	27.583	20.611	29.376	28.502	310.3
							5	1'39.895 P	27.344	20.723	29.210	22.618	310.3

Fastest Lap: Brad BINDER Red Bull KTM Factory RSA **1'43.489** 26.851 20.116 28.629 27.893

These data/results cannot be reproduced, stored and/or transmitted in whole or in part by any manner of electronic, mechanical, photocopying, recording, broadcasting or otherwise now known or herein after developed without the previous express consent by the copyright owner, except for reproduction in daily press and regular printed publications on sale to the public within 60 days of the event related to those data/results and always provided that copyright symbol appears together as follows below.
 © DORNA, 2023



Practice

MotoGP

Lap	Lap Time	T1	T2	T3	T4	Speed	Lap	Lap Time	T1	T2	T3	T4	Speed
Run # 3	Front Tyre	Slick-Hard	Rear Tyre	Slick-Soft			3	1'45.721	27.386	20.714	29.150	28.471	309.4
	New Tyre		New Tyre				4	1'45.500 *	27.291	20.615	29.097	28.497*	307.6
13	1'51.830	32.782	20.765	29.314	28.969	308.5	5	1'45.504	27.254	20.573	29.114	28.563	307.6
14	1'44.620	27.017	20.271	29.010	28.322	309.4	6	1'45.101	27.005	20.640	28.946	28.510	309.4
15	1'44.387	26.893	20.280	28.843	28.371	309.4	7	1'45.402	27.082	20.479	29.173	28.668	307.6
16	1'46.859 P	29.904	22.810	30.624	23.521	290.3	8	1'45.515	27.121	20.645	29.262	28.487	310.3
Run # 4	Front Tyre	Slick-Hard	Rear Tyre	Slick-Soft			9	1'41.767 P	27.965	21.160	30.035	22.607	308.5
	4 Laps at start		New Tyre				Run # 2	Front Tyre	Slick-Hard	Rear Tyre	Slick-Soft		
17	1'59.258	37.060	20.574	29.949	31.675	255.9		9 Laps at start		9 Laps at start			
18	1'43.784	26.747	20.199	28.648	28.190	308.5	10	1'52.335	31.413	21.373	29.856	29.693	308.5
19	1'55.198	30.008	26.430	29.376	29.384	302.5	11	1'46.003 *	27.387	20.669	29.172	28.775*	309.4
20	1'50.987	27.113	21.186	31.978	30.710	295.0	12	1'45.640	27.242	20.461	29.391	28.546	310.3

4th 89 Jorge MARTIN DUCATI SPA
Prima Pramac Racing
Runs=4 Total laps=24 Full laps=17 Valid laps=16

Run #	Front Tyre	Slick-Hard	Rear Tyre	Slick-Soft		
Run # 1	5 Laps at start		New Tyre			
1	2'27.583	31.537	21.629	29.745	28.946	310.3
2	1'46.670	27.298	20.720	30.040	28.612	311.2
3	1'45.552	26.982	20.618	29.421	28.531	310.3
4	1'44.895	27.145	20.511	28.935	28.304	310.3
5	1'44.724	27.066	20.426	28.879	28.353	311.2
6	1'48.719	27.152	22.951	30.038	28.578	309.4
7	1'44.985	27.057	20.550	28.956	28.422	311.2
8	1'46.091	27.215	20.734	29.454	28.688	308.5
9	1'39.539 P	27.282	20.765	29.306	22.186	308.5

Run #	Front Tyre	Slick-Hard	Rear Tyre	Slick-Soft		
Run # 2	14 Laps at start		9 Laps at start			
10	1'55.099	34.054	21.984	29.286	29.775	310.3
11	1'45.496	27.279	20.610	29.036	28.571	308.5
12	1'44.981	27.216	20.402	28.998	28.365	309.4
13	1'44.927	27.028	20.542	29.009	28.348	310.3
14	1'45.291	27.137	20.536	29.068	28.550	310.3
15	1'48.831 *	30.560	20.782	29.177*	28.312	310.3
16	1'39.871 P	27.491	20.416	29.084	22.880	308.5

Run #	Front Tyre	Slick-Hard	Rear Tyre	Slick-Soft		
Run # 3	New Tyre		New Tyre			
17	1'51.548	32.195	21.168	29.344	28.841	307.6
18	1'44.940	27.156	20.382	28.819	28.583	310.3
19	1'44.279	26.874	20.292	28.839	28.274	311.2
20	1'44.526 P	31.161	21.966	29.286	22.113	310.3

Run #	Front Tyre	Slick-Hard	Rear Tyre	Slick-Soft		
Run # 4	4 Laps at start		New Tyre			
21	2'04.507	40.179	20.570	30.156	33.602	184.9
22	1'43.843	26.758	20.258	28.756	28.071	311.2
23	1'50.350	31.933	21.173	28.989	28.255	313.0
24	1'43.969	26.785	20.237	28.821	28.126	310.3

5th 72 Marco BEZZECCHI DUCATI ITA
Mooney VR46 Racing Team
Runs=4 Total laps=25 Full laps=18 Valid laps=15

Run #	Front Tyre	Slick-Hard	Rear Tyre	Slick-Soft		
Run # 1	New Tyre		New Tyre			
1	2'07.869	33.466	22.366	30.780	29.253	308.5
2	1'49.391	28.817	21.328	30.161	29.085	307.6

Run #	Front Tyre	Slick-Hard	Rear Tyre	Slick-Soft		
Run # 3	New Tyre		New Tyre			
18	1'53.373	32.713	21.565	30.185	28.910	312.1
19	1'46.263 *	27.016	20.973*	29.566	28.708	311.2
20	1'44.500	26.863	20.453	28.834	28.350	312.1
21	1'42.041 P	27.537	21.197	30.274	23.033	310.3

Run #	Front Tyre	Slick-Hard	Rear Tyre	Slick-Soft		
Run # 4	4 Laps at start		New Tyre			
22	1'58.757	35.797	21.208	29.628	32.124	186.8
23	1'45.429	26.924	20.392	29.969	28.144	315.7
24	1'43.945	26.744	20.351	28.653	28.197	314.8
25	1'45.228	26.862	20.231	29.162	28.973	313.9

6th 49 Fabio DI GIANNANTONI DUCATI ITA
Gresini Racing MotoGP
Runs=5 Total laps=21 Full laps=12 Valid laps=8

Run #	Front Tyre	Slick-Medium	Rear Tyre	Slick-Medium		
Run # 1	New Tyre		New Tyre			
1	1'57.702	32.677	21.576	30.446	30.118	288.0
2	1'47.195 *	27.922*	20.906	29.516	28.851	305.0
3	1'46.131	27.580	20.878	29.228	28.445	305.9
4	1'45.723	27.418	20.611	29.108	28.586	305.9
5	1'41.402 P	27.353	20.670	29.171	24.208	305.0

Run #	Front Tyre	Slick-Hard	Rear Tyre	Slick-Soft		
Run # 2	New Tyre		New Tyre			
6	1'53.007	33.171	21.328	29.676	28.832	305.0
7	1'45.591	27.311	20.637	29.184	28.459	304.2
8	1'44.947	27.142	20.531	28.935	28.339	305.0
9	1'45.409 *	27.034	20.538	29.199*	28.638	304.2
10	1'41.724 P	27.120	20.586	29.019	24.999	304.2

Run #	Front Tyre	Slick-Hard	Rear Tyre	Slick-Soft		
Run # 3	5 Laps at start		5 Laps at start			
11	1'53.698	34.135	21.166	29.574	28.823	304.2
12	1'45.968 *	27.213	20.673	29.118	28.964*	305.0
13	1'45.439 *	27.139	20.515	29.225	28.560*	304.2
14	1'42.710 P	28.293	21.225	30.094	23.098	302.5

Fastest Lap: Brad BINDER Red Bull KTM Factory RSA **1'43.489** 26.851 20.116 28.629 27.893

These data/results cannot be reproduced, stored and/or transmitted in whole or in part by any manner of electronic, mechanical, photocopying, recording, broadcasting or otherwise now known or herein after developed without the previous express consent by the copyright owner, except for reproduction in daily press and regular printed publications on sale to the public within 60 days of the event related to those data/results and always provided that copyright symbol appears together as follows below.
© DORNA, 2023



Practice

MotoGP

Lap	Lap Time	T1	T2	T3	T4	Speed	Lap	Lap Time	T1	T2	T3	T4	Speed	
Run # 4	Front Tyre Slick-Hard	Rear Tyre Slick-Soft		New Tyre		New Tyre		5	1'45.014	27.145	20.429	29.103	28.337	311.2
15	1'50.775	31.837	21.171	29.345	28.422	305.0	6	1'45.125 *	27.236*	20.376	29.210	28.303	312.1	
16	1'44.406	27.040	20.312	28.842	28.212	305.0	7	1'45.102	27.179	20.345	29.079	28.499	311.2	
17	1'43.947	26.777	20.202	28.712	28.256	305.9	8	1'45.486	27.189	20.372	29.295	28.630	310.3	
18	1'42.268 P	27.977	21.357	30.116	22.818	301.6	9	1'45.584	27.386	20.494	29.251	28.453	311.2	

Run #	Front Tyre	Slick-Hard	Rear Tyre	Slick-Soft	Run #	Front Tyre	Slick-Hard	Rear Tyre	Slick-Medium				
Run # 5	4 Laps at start		New Tyre		Run # 2	10 Laps at start		New Tyre					
19	1'55.775 *	35.941	21.092	30.191*	28.551	305.0	11	1'51.396	31.693	20.907	29.578	29.218	299.1
20	1'52.252	26.995	20.875	35.674	28.708	298.3	12	1'44.995	27.324	20.282	29.117	28.272	311.2
21	1'43.964	26.815	20.293	28.644	28.212	305.9	13	1'44.949	27.224	20.356	29.049	28.320	312.1

7th **5** **Johann ZARCO** DUCATI FRA
Prima Pramac Racing
Runs=5 Total laps=21 Full laps=13 Valid laps=11

Run #	Front Tyre	Slick-Hard	Rear Tyre	Slick-Soft		
Run # 1	New Tyre		New Tyre			
1	2'18.162	31.928	21.732	29.795	29.027	309.4
2	1'46.174	27.436	20.589	29.257	28.892	313.0
3	1'45.511	27.270	20.580	29.134	28.527	309.4
4	1'45.435	27.165	20.531	29.230	28.509	308.5
5	1'45.066	27.144	20.431	29.038	28.453	309.4
6	1'45.700	27.257	20.506	29.156	28.781	309.4
7	1'41.749 P	27.359	22.845	29.666	21.879	306.8

Run #	Front Tyre	Slick-Hard	Rear Tyre	Slick-Soft		
Run # 2	7 Laps at start		7 Laps at start			
8	1'52.643 P	34.954	21.150	30.129	26.410	203.7

Run #	Front Tyre	Slick-Hard	Rear Tyre	Slick-Soft		
Run # 3	8 Laps at start		8 Laps at start			
9	1'57.238	31.796	21.552	34.413	29.477	305.9
10	1'46.700	27.308	20.539	30.015	28.838	308.5
11	2'12.565	27.107	20.456	47.435	37.567	194.9
12	1'47.854	28.103	20.945	29.970	28.836	308.5
13	1'40.168 P	27.140	20.530	29.230	23.268	308.5

Run #	Front Tyre	Slick-Hard	Rear Tyre	Slick-Soft		
Run # 4	New Tyre		New Tyre			
14	1'50.977	31.505	21.350	29.441	28.681	308.5
15	1'48.549 *	27.316	22.440*	30.191	28.602	306.8
16	1'44.356	27.043	20.266	28.774	28.273	309.4
17	1'47.066 P	31.923	21.510	30.101	23.532	300.8

Run #	Front Tyre	Slick-Hard	Rear Tyre	Slick-Soft		
Run # 5	4 Laps at start		New Tyre			
18	2'00.169	38.441	21.092	30.058	30.578	252.3
19	1'44.062	27.024	20.244	28.700	28.094	314.8
20	2'10.110	39.282	24.038	37.857	28.933	306.8
21	1'44.257 *	26.950*	20.188	28.969	28.150	312.1

8th **12** **Maverick VIÑALES** APRILIA SPA
Aprilia Racing
Runs=4 Total laps=24 Full laps=17 Valid laps=12

Run #	Front Tyre	Slick-Hard	Rear Tyre	Slick-Soft		
Run # 1	New Tyre		New Tyre			
1	1'55.678	32.033	21.532	30.145	29.026	309.4
2	1'45.837 *	27.514	20.524	29.207*	28.592	311.2
3	1'45.219	27.231	20.486	29.137	28.365	311.2
4	1'45.192 *	27.193	20.499	29.128*	28.372	310.3

Run #	Front Tyre	Slick-Hard	Rear Tyre	Slick-Soft		
Run # 3	New Tyre		New Tyre			
18	1'48.752	30.620	20.522	29.302	28.308	313.9
19	1'44.278	27.074	20.167	28.915	28.122	313.9
20	1'41.953 P	26.961	21.837	30.652	22.503	310.3

Run #	Front Tyre	Slick-Hard	Rear Tyre	Slick-Soft		
Run # 4	3 Laps at start		New Tyre			
21	1'52.620	31.645	21.205	29.487	30.283	235.2
22	1'44.117	27.027	20.099	28.954	28.037	314.8
23	1'47.029	26.915	20.221	30.016	29.877	287.2
24	1'53.254	27.020	25.223	31.523	29.488	306.8

Run #	Front Tyre	Slick-Hard	Rear Tyre	Slick-Soft		
Run # 4	3 Laps at start		New Tyre			
21	1'52.620	31.645	21.205	29.487	30.283	235.2
22	1'44.117	27.027	20.099	28.954	28.037	314.8
23	1'47.029	26.915	20.221	30.016	29.877	287.2
24	1'53.254	27.020	25.223	31.523	29.488	306.8

9th **44** **Poi ESPARGARO** KTM SPA
GASGAS Factory Racing Tech3
Runs=5 Total laps=19 Full laps=10 Valid laps=8

Run #	Front Tyre	Slick-Hard	Rear Tyre	Slick-Soft		
Run # 1	New Tyre		New Tyre			
1	2'08.430	34.083	22.248	31.569	29.530	305.9
2	1'49.403 *	28.960	21.176	30.022	29.245*	307.6
3	1'46.041	27.396	20.798	29.242	28.605	308.5
4	1'45.510	27.308	20.559	29.136	28.507	309.4
5	1'45.997	27.628	20.626	29.202	28.541	310.3
6	1'45.740 *	27.212	20.537	29.224	28.767*	308.5
7	1'50.952 P	32.043	24.607	30.733	23.569	289.5

Run #	Front Tyre	Slick-Hard	Rear Tyre	Slick-Soft		
Run # 2	7 Laps at start		7 Laps at start			
8	1'54.805	32.807	21.892	30.645	29.461	306.8
9	1'50.054	27.899	22.053	29.952	30.150	291.8
10	1'41.960 P	29.216	21.035	29.738	21.971	308.5

Run #	Front Tyre	Slick-Hard	Rear Tyre	Slick-Soft		
Run # 3	10 Laps at start		10 Laps at start			
11	1'50.935	31.086	21.171	29.729	28.949	309.4
12	1'39.720 P	27.269	21.061	29.457	21.933	311.2

Run #	Front Tyre	Slick-Hard	Rear Tyre	Slick-Soft		
Run # 4	New Tyre		New Tyre			
13	1'55.528	34.749	21.950	30.087	28.742	309.4
14	1'44.520	27.092	20.453	28.749	28.226	311.2
15	1'40.824 P	26.958	21.265	30.362	22.239	300.8

Fastest Lap: Brad BINDER Red Bull KTM Factory RSA **1'43.489** 26.851 20.116 28.629 27.893

These data/results cannot be reproduced, stored and/or transmitted in whole or in part by any manner of electronic, mechanical, photocopying, recording, broadcasting or otherwise now known or herein after developed without the previous express consent by the copyright owner, except for reproduction in daily press and regular printed publications on sale to the public within 60 days of the event related to those data/results and always provided that copyright symbol appears together as follows below.
© DORNA, 2023



Practice

MotoGP

Lap	Lap Time	T1	T2	T3	T4	Speed	Lap	Lap Time	T1	T2	T3	T4	Speed
Run # 5	Front Tyre	Slick-Hard	Rear Tyre	Slick-Soft	3 Laps at start			Run # 2	Front Tyre	Slick-Hard	Rear Tyre	Slick-Soft	9 Laps at start
16	2'02.497	38.931	21.361	30.227	31.978	186.5	10	1'53.427	33.607	21.145	29.632	29.043	308.5
17	1'44.726	27.083	20.375	28.852	28.416	313.0	11	1'44.825	27.098	20.581	28.934	28.212	309.4
18	1'44.219	26.817	20.308	28.816	28.278	312.1	12	1'44.498	26.934	20.403	28.973	28.188	310.3
19	2'05.052	27.031	29.262	35.021	33.738	268.6	13	1'48.581	27.081	20.572	30.723	30.205	285.7

10th 43 Jack MILLER KTM AUS
Red Bull KTM Factory Racing
Runs=4 Total laps=23 Full laps=16 Valid laps=12

Run #	1	Front Tyre	Slick-Hard	Rear Tyre	Slick-Soft	Speed
		New Tyre		New Tyre		
1	2'27.091	33.196	22.184	30.519	30.329	310.3
2	1'47.862	27.543	21.041	30.591	28.687	311.2
3	1'45.988	27.350	21.108	29.157	28.373	310.3
4	1'45.382	27.136	20.533	29.187	28.526	312.1
5	1'51.604	31.359	21.728	29.557	28.960	309.4
6	1'45.120	27.208	20.463	29.058	28.391	310.3
7	1'45.412	27.200	20.586	29.148	28.478	309.4
8	1'45.253	27.142	20.347	29.340	28.424	309.4
9	1'50.946 P	27.255	25.929	32.395	25.367	240.0

Run #	2	Front Tyre	Slick-Hard	Rear Tyre	Slick-Soft	Speed
		9 Laps at start		9 Laps at start		
10	1'54.350	34.765	21.217	29.650	28.718	309.4
11	1'47.205	27.183	21.618	29.638	28.766	308.5
12	1'45.544 *	27.199	20.549	29.233*	28.563	308.5
13	1'49.375	27.524	21.969	30.811	29.071	305.9
14	2'16.331 P	27.155	20.437	29.287	59.452	309.4

Run #	3	Front Tyre	Slick-Hard	Rear Tyre	Slick-Soft	Speed
		New Tyre		New Tyre		
15	1'55.018	32.936	21.532	30.247	30.303	306.8
16	1'53.498	29.015	22.009	32.949	29.525	300.8
17	1'52.793 *	27.114	20.532*	33.997	31.150	267.3
18	1'44.402	26.884	20.352	28.939	28.227	307.6
19	1'46.015 P	29.280	23.736	30.662	22.337	305.9
Run #	4	Front Tyre	Slick-Hard	Rear Tyre	Slick-Soft	Speed
		5 Laps at start		New Tyre		
20	1'52.817	32.515	21.623	30.079	28.600	305.9
21	1'59.823 *	26.822	20.307	30.090*	42.604	161.9
22	1'44.261	26.795	20.316	28.772	28.378	307.6
23	1'58.767 *	31.993*	22.517	33.207	31.050	255.3

11th 88 Miguel OLIVEIRA APRILIA POR
CryptoDATA RNF MotoGP Team
Runs=4 Total laps=24 Full laps=17 Valid laps=15

Run #	1	Front Tyre	Slick-Hard	Rear Tyre	Slick-Medium	Speed
		New Tyre		New Tyre		
1	2'26.112	35.801	22.635	30.793	29.501	309.4
2	1'47.411	27.810	20.876	29.771	28.954	310.3
3	1'50.265	27.446	24.685	29.588	28.546	309.4
4	1'45.732	27.210	20.663	29.155	28.704	311.2
5	1'47.151	27.404	20.730	29.304	29.713	310.3
6	1'45.191	27.168	20.505	29.202	28.316	311.2
7	1'45.821	27.505	20.718	29.120	28.478	310.3
8	1'45.263	27.195	20.562	29.136	28.370	309.4
9	1'43.673 P	28.696	21.848	30.646	22.483	307.6

12th 36 Joan MIR HONDA SPA
Repsol Honda Team
Runs=4 Total laps=21 Full laps=14 Valid laps=11

Run #	1	Front Tyre	Slick-Hard	Rear Tyre	Slick-Soft	Speed
		New Tyre		New Tyre		
1	2'16.535	32.698	21.837	30.414	29.264	307.6
2	1'47.057 *	27.836*	20.832	29.563	28.826	307.6
3	1'47.232 *	27.496*	20.927	29.991	28.818	309.4
4	1'45.915	27.329	20.693	29.325	28.568	308.5
5	1'45.642	27.169	20.655	29.290	28.528	307.6
6	1'45.757	27.312	20.552	29.340	28.553	307.6
7	1'43.600 P	27.305	22.010	30.868	23.417	295.8

Run #	2	Front Tyre	Slick-Hard	Rear Tyre	Slick-Soft	Speed
		7 Laps at start		7 Laps at start		
8	1'53.258	31.680	21.309	29.805	30.464	306.8
9	1'48.478	29.605	20.813	29.371	28.689	307.6
10	1'46.762	28.114	20.743	29.292	28.613	308.5
11	1'45.501 *	27.275*	20.659	29.159	28.408	308.5
12	1'45.503	27.202	20.651	29.225	28.425	309.4
13	1'42.387 P	27.233	20.735	31.061	23.358	305.0

12th 36 Joan MIR HONDA SPA
Repsol Honda Team
Runs=4 Total laps=21 Full laps=14 Valid laps=11

Run #	3	Front Tyre	Slick-Hard	Rear Tyre	Slick-Soft	Speed
		New Tyre		New Tyre		
14	1'52.004	32.649	21.128	29.322	28.905	307.6
15	1'44.922	27.211	20.424	28.839	28.448	310.3
16	1'44.615	27.036	20.350	28.976	28.253	311.2
17	1'44.795 P	30.997	22.044	29.396	22.358	310.3

Run #	4	Front Tyre	Slick-Hard	Rear Tyre	Slick-Soft	Speed
		4 Laps at start		New Tyre		
18	2'10.791	46.210	20.892	29.858	33.831	196.3
19	1'44.428	26.921	20.432	28.879	28.196	309.4
20	1'50.153	32.139	20.641	29.094	28.279	311.2
21	1'49.122	27.056	20.416	28.937	32.713	308.5

Fastest Lap: Brad BINDER Red Bull KTM Factory RSA **1'43.489** 26.851 20.116 28.629 27.893

These data/results cannot be reproduced, stored and/or transmitted in whole or in part by any manner of electronic, mechanical, photocopying, recording, broadcasting or otherwise now known or herein after developed without the previous express consent by the copyright owner, except for reproduction in daily press and regular printed publications on sale to the public within 60 days of the event related to those data/results and always provided that copyright symbol appears together as follows below.
© DORNA, 2023



Practice

MotoGP

Lap	Lap Time	T1	T2	T3	T4	Speed	Lap	Lap Time	T1	T2	T3	T4	Speed
13th	20	Fabio QUARTARARO YAMAHA FRA											
Monster Energy Yamaha MotoGP													
Runs=4		Total laps=21		Full laps=14		Valid laps=13							
Run #	1	Front Tyre	Slick-Hard	Rear Tyre	Slick-Medium								
		New Tyre		New Tyre									
1	3'00.817	32.777	21.973	30.505	29.069	305.9							
2	1'46.561	27.665	20.710	29.313	28.873	306.8							
3	1'45.584	27.351	20.602	29.069	28.562	307.6							
4	1'45.247	27.242	20.454	29.091	28.460	306.8							
5	1'45.139	27.121	20.438	29.016	28.564	306.8							
6	1'45.118	27.139	20.424	29.056	28.499	306.8							
7	1'45.214	27.189	20.532	29.024	28.469	307.6							
8	1'45.032	27.161	20.417	29.003	28.451	307.6							
9	1'45.039	27.141	20.409	29.076	28.413	307.6							
10	1'43.871 P	29.912	21.712	29.857	22.390	307.6							
Run #	2	Front Tyre	Slick-Hard	Rear Tyre	Slick-Soft								
		10 Laps at start		New Tyre									
11	1'52.534 *	31.790	21.081	29.666*	29.997	307.6							
12	1'44.550	27.072	20.378	28.909	<u>28.191</u>	308.5							
13	1'44.520	<u>26.969</u>	20.418	<u>28.884</u>	28.249	308.5							
14	1'50.349	28.834	21.525	30.795	29.195	303.3							
15	1'44.837	27.126	<u>20.333</u>	29.014	28.364	307.6							
16	1'41.882 P	28.464	21.034	29.828	<u>22.556</u>	308.5							
Run #	3	Front Tyre	Slick-Hard	Rear Tyre	Slick-Soft								
		New Tyre		New Tyre									
17	1'53.547	33.532	21.114	29.701	29.200	303.3							
18	8'25.601 P	27.206											
Run #	4	Front Tyre	Slick-Hard	Rear Tyre	Slick-Soft								
		16 Laps at start		New Tyre									
19	1'51.634	31.553	22.047	29.402	28.632	<u>309.4</u>							
20	1'46.370 *	27.921*	20.692	29.174*	28.583	307.6							
21	1'44.623	26.972	20.392	28.943	28.316	309.4							
	PIT	42.595	27.879	31.826	24.385	298.3							
14th	93	Marc MARQUEZ HONDA SPA											
Repsol Honda Team													
Runs=5		Total laps=23		Full laps=14		Valid laps=8							
Run #	1	Front Tyre	Slick-Hard	Rear Tyre	Slick-Medium								
		New Tyre		New Tyre									
1	2'24.547	36.044	22.382	30.740	29.435	306.8							
2	1'48.376 *	28.129	21.258	30.084*	28.905	305.9							
3	1'47.429	27.585	21.230	29.917	28.697	308.5							
4	1'45.858	27.418	20.567	29.290	28.583	308.5							
5	1'51.990	31.710	22.095	29.558	28.627	308.5							
6	1'45.340	27.335	20.371	29.206	28.428	<u>310.3</u>							
7	1'43.854 P	29.351	21.779	30.193	22.531	305.0							
Run #	2	Front Tyre	Slick-Hard	Rear Tyre	Slick-Medium								
		7 Laps at start		7 Laps at start									
8	1'54.387	32.868	21.605	30.036	29.878	302.5							
9	1'47.478 *	27.692	20.851	29.681*	29.254*	305.0							
10	1'45.987 *	27.422	20.690	29.309*	28.566	305.0							
11	1'45.821	27.410	20.576	29.308	28.527	306.8							
12	1'45.717	27.318	20.669	29.273	28.457	305.9							
13	1'44.988 P	29.784	21.910	30.650	22.644	305.0							
15th	21	Franco MORBIDELLI YAMAHA ITA											
Monster Energy Yamaha MotoGP													
Runs=4		Total laps=20		Full laps=13		Valid laps=12							
Run #	1	Front Tyre	Slick-Hard	Rear Tyre	Slick-Medium								
		New Tyre		New Tyre									
1	2'28.552	38.049	22.379	31.007	29.535	305.9							
2	1'47.782	27.913	20.942	29.810	29.117	308.5							
3	1'46.640	27.578	20.767	29.472	28.823	307.6							
4	1'46.517	27.469	20.785	29.428	28.835	306.8							
5	1'46.026	27.373	20.679	29.259	28.715	305.9							
6	1'46.092	27.372	20.631	29.355	28.734	305.9							
7	2'03.448	32.411	24.777	34.621	31.639	279.7							
8	1'46.404	27.544	20.678	29.469	28.713	304.2							
9	1'45.727	27.224	20.534	29.379	28.590	305.9							
10	1'49.517 P	29.933	24.847	30.702	<u>24.035</u>	295.8							
Run #	2	Front Tyre	Slick-Medium	Rear Tyre	Slick-Soft								
		New Tyre		New Tyre									
11	1'52.433	32.632	21.207	29.773	28.821	306.8							
12	1'45.441	27.292	20.478	29.093	28.578	307.6							
13	1'39.244 P	26.972	20.451	29.028	<u>22.793</u>	306.8							
Run #	3	Front Tyre	Slick-Hard	Rear Tyre	Slick-Soft								
		New Tyre		New Tyre									
14	1'50.838	31.600	20.997	29.478	28.763	307.6							
15	1'45.151	27.101	20.517	28.990	28.543	309.4							
16	1'38.560 P	<u>26.932</u>	<u>20.298</u>	29.039	<u>22.291</u>	310.3							
Run #	4	Front Tyre	Slick-Hard	Rear Tyre	Slick-Soft								
		3 Laps at start		New Tyre									
17	1'49.285	30.841	20.741	29.215	28.488	<u>311.2</u>							
18	1'45.127 *	26.968	20.416	28.945*	28.798	309.4							
19	1'57.326	26.996	23.492	36.598	30.240	276.9							
20	1'44.657	27.010	20.379	<u>28.945</u>	<u>28.323</u>	309.4							
16th	35	Cal CRUTCHLOW YAMAHA GBR											
Yamalube RS4GP Racing Team													
Runs=4		Total laps=22		Full laps=15		Valid laps=9							
Run #	1	Front Tyre	Slick-Hard	Rear Tyre	Slick-Soft								
		New Tyre		New Tyre									
1	2'30.296	34.179	24.256	34.653	30.449	300.8							
2	1'49.572 *	28.499*	21.575	29.972	29.526*	307.6							

Fastest Lap: Brad BINDER Red Bull KTM Factory RSA **1'43.489** 26.851 20.116 28.629 27.893

These data/results cannot be reproduced, stored and/or transmitted in whole or in part by any manner of electronic, mechanical, photocopying, recording, broadcasting or otherwise now known or herein after developed without the previous express consent by the copyright owner, except for reproduction in daily press and regular printed publications on sale to the public within 60 days of the event related to those data/results and always provided that copyright symbol appears together as follows below.
© DORNA, 2023



Practice

MotoGP

Lap	Lap Time	T1	T2	T3	T4	Speed
3	1'47.386 *	27.767	20.976	29.804	28.839*	308.5
4	1'46.329 *	27.503*	20.747	29.390	28.689	307.6
5	1'46.045	27.398	20.636	29.385	28.626	309.4
6	1'46.403	27.408	20.767	29.384	28.844	308.5
7	1'48.072 P	33.704	21.028	30.573	22.767	306.8
Run # 2	Front Tyre Slick-Hard	Rear Tyre Slick-Soft				
7 Laps at start		7 Laps at start				
8	2'02.894	37.144	24.295	29.993	31.462	294.2
9	1'49.186 *	29.038	21.349	29.543*	29.256	306.8
10	1'46.283	27.558	20.730	29.321	28.674	306.8
11	1'45.971	27.370	20.650	29.343	28.608	307.6
12	1'46.538	27.439	20.713	29.634	28.752	307.6
13	1'46.124	27.402	20.560	29.429	28.733	307.6
14	1'48.808 P	32.663	22.759	30.702	22.684	305.9
Run # 3	Front Tyre Slick-Hard	Rear Tyre Slick-Soft				
New Tyre		New Tyre				
15	1'53.263	33.207	21.525	29.706	28.825	308.5
16	1'50.811	27.297	25.703	29.464	28.347	311.2
17	1'44.971	27.119	20.385	29.004	28.463	308.5
18	1'41.228 P	28.471	21.061	29.794	21.902	308.5
Run # 4	Front Tyre Slick-Hard	Rear Tyre Slick-Soft				
4 Laps at start		New Tyre				
19	2'01.814	38.344	24.781	29.656	29.033	303.3
20	2'00.687 *	27.151	20.486	29.677*	43.373	150.8
21	1'44.709	27.035	20.355	28.983	28.336	309.4
22	2'04.165 *	39.721*	23.883	30.866	29.695	304.2

Run #	Front Tyre	Slick-Hard	Rear Tyre	Slick-Soft	Speed	
17th 25	Raul FERNANDEZ		APRILIA	SPA		
CryptoDATA RNF MotoGP Team						
Runs=5		Total laps=17	Full laps=8	Valid laps=7		
Run # 1	Front Tyre Slick-Hard	Rear Tyre Slick-Medium				
New Tyre		New Tyre				
1	2'41.494	33.635	21.887	30.791	29.246	304.2
2	1'47.076	27.665	20.824	29.570	29.017	305.9
3	1'45.727	27.439	20.443	29.170	28.675	306.8
4	1'45.357	27.179	20.446	29.084	28.648	305.9
5	1'45.935	27.255	20.530	29.349	28.801	305.0
6	1'45.469	27.202	20.394	29.228	28.645	305.9
7	1'41.222 P	28.281	20.912	29.590	22.439	305.0
Run # 2	Front Tyre Slick-Hard	Rear Tyre Slick-Soft				
7 Laps at start		New Tyre				
8	1'50.675	31.723	20.806	29.425	28.721	305.0
9	3'47.837 P	27.013	20.267	2'12.680	47.877	98.4
Run # 3	Front Tyre Slick-Hard	Rear Tyre Slick-Soft				
9 Laps at start		2 Laps at start				
10	1'55.201	32.613	22.004	31.534	29.050	305.0
11	1'45.712 *	27.283	20.436	29.163	28.830*	303.3
12	1'41.019 P	27.295	21.147	29.564	23.013	304.2
Run # 4	Front Tyre Slick-Hard	Rear Tyre Slick-Soft				
New Tyre		New Tyre				
13	1'53.586	32.122	21.170	29.647	30.647	306.8
14	1'44.838	27.133	20.472	28.922	28.311	309.4
15	1'44.811	27.065	20.219	29.084	28.443	305.0
16	1'45.691 P	31.730	20.919	29.799	23.243	275.5

Lap	Lap Time	T1	T2	T3	T4	Speed
Run # 5	Front Tyre Slick-Hard	Rear Tyre Slick-Soft				
4 Laps at start		New Tyre				
17	1'55.269	31.246	20.825	30.728	32.470	188.8
unfinished	27.057	20.203	2'03.484			
18th 30	Takaaki NAKAGAMI		HONDA	JPN		
LCR Honda IDEMITSU						
Runs=5		Total laps=23	Full laps=14	Valid laps=11		
Run # 1	Front Tyre Slick-Hard	Rear Tyre Slick-Medium				
New Tyre		New Tyre				
1	2'19.852	35.798	22.969	30.703	29.544	302.5
2	1'48.201	27.888	21.662	29.578	29.073	307.6
3	1'46.029	27.513	20.582	29.196	28.738	309.4
4	1'45.465	27.346	20.526	29.101	28.492	308.5
5	1'45.567 *	27.297	20.539	29.128*	28.603	306.8
6	1'44.249 P	28.483	21.660	32.285	21.821	305.0
Run # 2	Front Tyre Slick-Hard	Rear Tyre Slick-Medium				
6 Laps at start		6 Laps at start				
7	1'55.769	31.306	23.739	31.162	29.562	300.8
8	1'46.808	27.753	20.704	29.552	28.799	305.0
9	1'47.412 *	28.003	20.694	29.821*	28.894	304.2
10	1'46.565	27.539	20.719	29.420	28.887	305.0
11	1'41.922 P	29.966	20.768	29.425	21.763	305.0
Run # 3	Front Tyre Slick-Hard	Rear Tyre Slick-Soft				
11 Laps at start		New Tyre				
12	1'57.272	34.192	23.262	30.414	29.404	303.3
13	1'46.290	27.660	20.652	29.290	28.688	304.2
14	1'46.255 *	27.219	20.567	29.091	29.378*	303.3
15	1'41.493 P	28.854	21.345	29.747	21.547	302.5
Run # 4	Front Tyre Slick-Hard	Rear Tyre Slick-Soft				
New Tyre		New Tyre				
16	1'58.717	35.019	22.605	31.897	29.196	305.9
17	1'45.666	27.383	20.562	29.206	28.515	307.6
18	1'39.789 P	27.076	20.453	29.088	23.172	308.5
Run # 5	Front Tyre Slick-Hard	Rear Tyre Slick-Soft				
3 Laps at start		New Tyre				
19	2'01.812	34.974	26.057	31.266	29.515	303.3
20	1'45.333	27.310	20.454	29.036	28.533	305.9
21	1'57.282	32.953	23.075	29.338	31.916	197.0
22	1'45.429	27.141	20.480	28.895	28.913	304.2
23	1'44.928	26.951	20.323	29.136	28.518	305.9

Run #	Front Tyre	Slick-Hard	Rear Tyre	Slick-Medium	Speed	
19th 37	Augusto FERNANDEZ		KTM	SPA		
GASGAS Factory Racing Tech3						
Runs=4		Total laps=24	Full laps=17	Valid laps=15		
Run # 1	Front Tyre Slick-Hard	Rear Tyre Slick-Medium				
4 Laps at start		New Tyre				
1	2'16.052	33.736	21.972	30.857	29.450	302.5
2	1'48.867	27.861	21.620	29.711	29.675	303.3
3	1'50.254	27.431	20.747	31.379	30.697	266.0
4	1'46.466	27.415	20.716	29.473	28.862	305.0
5	1'46.710	27.535	20.834	29.464	28.877	303.3
6	1'46.007	27.403	20.652	29.267	28.685	304.2
7	1'48.323	27.386	22.212	29.779	28.946	304.2
8	1'47.095	27.475	20.807	30.139	28.674	303.3
9	1'46.155	27.434	20.736	29.266	28.719	304.2

Fastest Lap: Brad BINDER Red Bull KTM Factory RSA **1'43.489** 26.851 20.116 28.629 27.893

These data/results cannot be reproduced, stored and/or transmitted in whole or in part by any manner of electronic, mechanical, photocopying, recording, broadcasting or otherwise now known or herein after developed without the previous express consent by the copyright owner, except for reproduction in daily press and regular printed publications on sale to the public within 60 days of the event related to those data/results and always provided that copyright symbol appears together as follows below.
© DORNA, 2023

Official MotoGP Timing by TISSOT
www.motogp.com

Motegi, Friday, September 29, 2023

Page 6 of 7



Practice

MotoGP

Lap	Lap Time	T1	T2	T3	T4	Speed	Lap	Lap Time	T1	T2	T3	T4	Speed		
10	1'43.048	P	27.486	20.852	31.920	22.790	294.2	21st 42 Alex RINS LCR Honda CASTROL	HONDA				SPA		
Run #	2	Front Tyre	Slick-Hard	Rear Tyre	Slick-Medium				Runs=2	Total laps=6	Full laps=3	Valid laps=3			
				14 Laps at start		10 Laps at start									
11	1'53.802		33.174	21.657	30.042	28.929	305.0		Run #	1	Front Tyre	Slick-Hard	Rear Tyre	Slick-Soft	
12	1'46.777		27.673	20.833	29.387	28.884	303.3				New Tyre		New Tyre		
13	1'46.546		27.376	20.890	29.448	28.832	303.3		1	2'17.259	34.519	22.561	31.956	30.399	289.5
14	1'46.336		27.487	20.858	29.239	28.752	304.2	2	1'51.535	30.792	21.661	30.096	28.986	311.2	
15	1'46.118		27.374	20.797	29.205	28.742	304.2	3	1'47.483	27.756	20.964	29.684	29.079	309.4	
16	1'41.616	P	27.330	20.879	30.317	23.090	275.5	4	1'47.236	27.730	20.819	29.651	29.036	306.8	
Run #	3	Front Tyre	Slick-Hard	Rear Tyre	Slick-Soft			5	1'58.152	P	31.756	28.030	32.503	25.863	254.7
				New Tyre		New Tyre		Run #	2	Front Tyre	Slick-Medium	Rear Tyre	Slick-Soft		
17	1'55.852		34.465	22.011	30.280	29.096	303.3					4 Laps at start		5 Laps at start	
18	1'56.719	*	27.448	20.843*	34.203	34.225	216.8	6	2'06.986		37.033	24.162	33.798	31.993	297.5
19	1'45.693		27.393	20.710	29.093	28.497	306.8								
20	1'45.231		27.138	20.666	28.994	28.433	304.2								
21	1'42.147	P	28.497	21.165	30.022	22.463	298.3								
Run #	4	Front Tyre	Slick-Hard	Rear Tyre	Slick-Soft										
				5 Laps at start		New Tyre									
22	2'19.985	*	40.479	22.739	33.316*	43.451	147.7								
23	1'46.892		27.526	20.879	29.485	29.002	302.5								
24	1'50.616	*	27.649*	22.896	31.122	28.949	303.3								

20th **51** **Michele PIRRO** DUCATI ITA

Ducati Lenovo Team

Runs=4 Total laps=22 Full laps=15 Valid laps=12

Run #	1	Front Tyre	Slick-Hard	Rear Tyre	Slick-Soft		
				New Tyre		New Tyre	
1	2'46.106	33.665	21.897	32.326	31.898	258.3	
2	1'48.220	27.892	20.880	30.207	29.241	305.0	
3	1'50.385	*	27.666	23.784	29.871	29.064*	304.2
4	1'47.095	27.667	20.860	29.609	28.959	304.2	
5	1'53.244	27.942	21.570	31.619	32.113	210.9	
6	1'47.362	27.665	20.806	29.503	29.388	305.0	
7	1'47.029	27.686	20.805	29.597	28.941	305.0	
8	1'47.489	P	29.799	22.060	31.248	24.382	279.7
Run #	2	Front Tyre	Slick-Hard	Rear Tyre	Slick-Soft		
				8 Laps at start		8 Laps at start	
9	1'56.630	34.401	21.607	30.474	30.148	300.0	
10	1'47.533	27.894	20.942	29.587	29.110	302.5	
11	1'46.638	27.560	20.836	29.464	28.778	305.0	
12	1'46.779	27.551	20.813	29.471	28.944	304.2	
13	1'46.769	27.620	20.864	29.423	28.862	305.9	
14	1'51.981	P	31.391	22.986	32.551	25.053	226.8
Run #	3	Front Tyre	Slick-Hard	Rear Tyre	Slick-Soft		
				New Tyre		New Tyre	
15	1'50.388	30.636	21.187	29.621	28.944	304.2	
16	1'48.138	*	27.417	21.794*	30.234	28.693	305.9
17	1'45.866	27.347	20.705	29.107	28.707	304.2	
18	1'43.844	P	28.326	21.580	30.617	23.321	292.6
Run #	4	Front Tyre	Slick-Hard	Rear Tyre	Slick-Soft		
				4 Laps at start		New Tyre	
19	1'52.287	33.282	20.799	29.377	28.829	307.6	
20	1'45.834	*	27.402	20.559	29.230*	28.643	308.5
21	1'49.247	27.367	20.501	29.314	32.065	305.9	
22	1'46.458	27.312	20.976	29.387	28.783	307.6	

Fastest Lap: Brad BINDER Red Bull KTM Factory RSA **1'43.489** 26.851 20.116 28.629 27.893

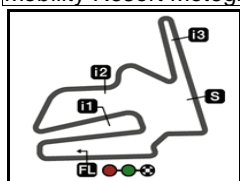
These data/results cannot be reproduced, stored and/or transmitted in whole or in part by any manner of electronic, mechanical, photocopying, recording, broadcasting or otherwise now known or herein after developed without the previous express consent by the copyright owner, except for reproduction in daily press and regular printed publications on sale to the public within 60 days of the event related to those data/results and always provided that copyright symbol appears together as follows below.
© DORNA, 2023

Official MotoGP Timing by TISSOT
www.motogp.com

Motegi, Friday, September 29, 2023

Page 7 of 7





MOTUL GRAND PRIX OF JAPAN

Practice

Best Partial Times

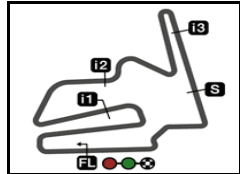
IT Ideal Lap Time, sum of the best partial times

BT Best Lap Time

T1		T2		T3		T4				<i>IT</i>	<i>BT</i>	
<i>Pos</i>	<i>Rider</i>	<i>Time</i>	<i>Rider</i>	<i>Time</i>	<i>Rider</i>	<i>Time</i>	<i>Rider</i>	<i>Time</i>	<i>Pos</i>	<i>Rider</i>		
1	B.BINDER	26.658	F.BAGNAIA	20.077	F.BAGNAIA	28.571	B.BINDER	27.893	1	B.BINDER	1'43.296	1'43.489 (1)
2	M.BEZZECCHI	26.744	M.VIÑALES	20.099	B.BINDER	28.629	M.VIÑALES	28.037	2	F.BAGNAIA	1'43.518	1'43.518 (2)
3	A.ESPARGARO	26.747	B.BINDER	20.116	F.DI GIANNANTO	28.644	F.BAGNAIA	28.052	3	M.BEZZECCHI	1'43.772	1'43.945 (5)
4	J.MARTIN	26.758	J.ZARCO	20.188	A.ESPARGARO	28.648	J.MARTIN	28.071	4	A.ESPARGAR	1'43.784	1'43.784 (3)
5	M.MARQUEZ	26.774	A.ESPARGARO	20.199	M.BEZZECCHI	28.653	M.MARQUEZ	28.082	5	J.MARTIN	1'43.822	1'43.843 (4)
6	F.DI GIANNANTO	26.777	F.DI GIANNANTO	20.202	J.ZARCO	28.700	M.OLIVEIRA	28.088	6	F.DI GIANNAN	1'43.835	1'43.947 (6)
7	J.MILLER	26.795	R.FERNANDEZ	20.203	P.ESPARGARO	28.749	J.ZARCO	28.094	7	M.MARQUEZ	1'43.945	1'44.574 (14)
8	P.ESPARGARO	26.817	M.BEZZECCHI	20.231	J.MARTIN	28.756	M.BEZZECCHI	28.144	8	M.VIÑALES	1'43.966	1'44.117 (8)
9	F.BAGNAIA	26.818	J.MARTIN	20.237	J.MILLER	28.772	A.ESPARGARO	28.190	9	J.ZARCO	1'44.006	1'44.062 (7)
10	M.VIÑALES	26.915	M.MARQUEZ	20.269	M.OLIVEIRA	28.781	F.QUARTARARO	28.191	10	P.ESPARGAR	1'44.100	1'44.219 (9)
11	J.MIR	26.921	F.MORBIDELLI	20.298	M.MARQUEZ	28.820	J.MIR	28.196	11	J.MILLER	1'44.101	1'44.261 (10)
12	M.OLIVEIRA	26.928	J.MILLER	20.307	J.MIR	28.839	F.DI GIANNANTO	28.212	12	M.OLIVEIRA	1'44.108	1'44.317 (11)
13	F.MORBIDELLI	26.932	P.ESPARGARO	20.308	F.QUARTARARO	28.884	P.ESPARGARO	28.226	13	J.MIR	1'44.306	1'44.428 (12)
14	T.NAKAGAMI	26.951	M.OLIVEIRA	20.311	T.NAKAGAMI	28.895	J.MILLER	28.227	14	F.QUARTARAR	1'44.377	1'44.520 (13)
15	F.QUARTARARO	26.969	T.NAKAGAMI	20.323	M.VIÑALES	28.915	R.FERNANDEZ	28.311	15	R.FERNANDEZ	1'44.449	1'44.811 (17)
16	R.FERNANDEZ	27.013	F.QUARTARARO	20.333	R.FERNANDEZ	28.922	F.MORBIDELLI	28.323	16	F.MORBIDELLI	1'44.498	1'44.657 (15)
17	J.ZARCO	27.024	J.MIR	20.350	F.MORBIDELLI	28.945	C.CRUTCHLOW	28.336	17	T.NAKAGAMI	1'44.661	1'44.928 (18)
18	C.CRUTCHLOW	27.035	C.CRUTCHLOW	20.355	C.CRUTCHLOW	28.983	A.FERNANDEZ	28.433	18	C.CRUTCHLO	1'44.709	1'44.709 (16)
19	F.FERNANDEZ	27.138	M.PIRRO	20.501	A.FERNANDEZ	28.994	T.NAKAGAMI	28.492	19	A.FERNANDEZ	1'45.217	1'45.231 (19)
20	M.PIRRO	27.312	A.FERNANDEZ	20.652	M.PIRRO	29.107	M.PIRRO	28.643	20	M.PIRRO	1'45.563	1'45.866 (20)
21	A.RINS	27.730	A.RINS	20.819	A.RINS	29.651	A.RINS	28.986	21	A.RINS	1'47.186	1'47.236 (21)

These data/results cannot be reproduced, stored and/or transmitted in whole or in part by any manner of electronic, mechanical, photocopying, recording, broadcasting or otherwise now known or herein after developed without the previous express consent by the copyright owner, except for reproduction in daily press and regular printed publications on sale to the public within 60 days of the event related to those data/results and always provided that copyright symbol appears together as follows below.
© DORNA, 2023





4801 m.

MOTUL GRAND PRIX OF JAPAN

Practice

Fastest Laps Sequence

<i>Practice Time</i>	 <i>Rider</i>	<i>Nation</i>	<i>Motorcycle</i>	<i>Time</i>	<i>Km/h</i>	<i>Rider's Lap</i>
3'57.260	72 Marco BEZZECCHI	ITA	DUCATI	1'49.391	157.9	2
3'59.194	33 Brad BINDER	RSA	KTM	1'46.062	162.9	2
5'26.734	12 Maverick VIÑALES	SPA	APRILIA	1'45.219	164.2	3
5'44.254	33 Brad BINDER	RSA	KTM	1'45.060	164.5	3
7'44.700	89 Jorge MARTIN	SPA	DUCATI	1'44.895	164.7	4
9'29.424	89 Jorge MARTIN	SPA	DUCATI	1'44.724	165.0	5
29'24.644	88 Miguel OLIVEIRA	POR	APRILIA	1'44.498	165.3	12
45'33.402	41 Aleix ESPARGARO	SPA	APRILIA	1'44.387	165.5	15
46'29.860	33 Brad BINDER	RSA	KTM	1'44.255	165.7	17
52'03.239	49 Fabio DI GIANNANTONI	ITA	DUCATI	1'43.947	166.2	17
56'38.820	41 Aleix ESPARGARO	SPA	APRILIA	1'43.784	166.5	18
56'44.455	33 Brad BINDER	RSA	KTM	1'43.489	167.0	20

These data/results cannot be reproduced, stored and/or transmitted in whole or in part by any manner of electronic, mechanical, photocopying, recording, broadcasting or otherwise now known or herein after developed without the previous express consent by the copyright owner, except for reproduction in daily press and regular printed publications on sale to the public within 60 days of the event related to those data/results and always provided that copyright symbol appears together as follows below.

© DORNA, 2023

