


PERTAMINA GRAND PRIX OF INDONESIA

**Practice
Classification**

6

	Rider	Nation	Team	Motorcycle	Time	Lap Total	Gap	Top Speed
1	41 Aleix ESPARGARO	SPA	Aprilia Racing	APRILIA	1'30.474	22 23		313.9
2	12 Maverick VIÑALES	SPA	Aprilia Racing	APRILIA	1'30.628	25 25	0.154 0.154	313.0
3	72 Marco BEZZECCHI	ITA	Mooney VR46 Racing Team	DUCATI	1'30.644	20 25	0.170 0.016	313.9
4	33 Brad BINDER	RSA	Red Bull KTM Factory Racing	KTM	1'30.762	17 19	0.288 0.118	313.9
5	89 Jorge MARTIN	SPA	Prima Pramac Racing	DUCATI	1'30.874	25 27	0.400 0.112	312.1
6	93 Marc MARQUEZ	SPA	Repsol Honda Team	HONDA	1'31.106	24 26	0.632 0.232	312.1
7	88 Miguel OLIVEIRA	POR	CryptoDATA RNF MotoGP Team	APRILIA	1'31.199	26 26	0.725 0.093	312.1
8	49 Fabio DI GIANNANTONIO	ITA	Gresini Racing MotoGP	DUCATI	1'31.207	20 22	0.733 0.008	307.6
9	43 Jack MILLER	AUS	Red Bull KTM Factory Racing	KTM	1'31.216	20 22	0.742 0.009	313.0
10	20 Fabio QUARTARARO	FRA	Monster Energy Yamaha MotoGP	YAMAHA	1'31.229	21 26	0.755 0.013	312.1
11	44 Poli ESPARGARO	SPA	GASGAS Factory Racing Tech3	KTM	1'31.276	22 23	0.802 0.047	313.0
12	10 Luca MARINI	ITA	Mooney VR46 Racing Team	DUCATI	1'31.367	20 20	0.893 0.091	311.2
13	5 Johann ZARCO	FRA	Prima Pramac Racing	DUCATI	1'31.457	24 24	0.983 0.090	313.0
14	25 Raul FERNANDEZ	SPA	CryptoDATA RNF MotoGP Team	APRILIA	1'31.500	25 25	1.026 0.043	311.2
15	21 Franco MORBIDELLI	ITA	Monster Energy Yamaha MotoGP	YAMAHA	1'31.561	21 23	1.087 0.061	311.2
16	1 Francesco BAGNAIA	ITA	Ducati Lenovo Team	DUCATI	1'31.635	18 23	1.161 0.074	313.9
17	30 Takaaki NAKAGAMI	JPN	LCR Honda IDEMITSU	HONDA	1'31.655	23 27	1.181 0.020	309.4
18	37 Augusto FERNANDEZ	SPA	GASGAS Factory Racing Tech3	KTM	1'31.806	21 23	1.332 0.151	310.3
19	36 Joan MIR	SPA	Repsol Honda Team	HONDA	1'32.127	14 21	1.653 0.321	312.1
20	23 Enea BASTIANINI	ITA	Ducati Lenovo Team	DUCATI	1'32.208	19 20	1.734 0.081	309.4
21	42 Alex RINS	SPA	LCR Honda CASTROL	HONDA	1'32.426	12 20	1.952 0.218	309.4

Practice condition: Dry

Air: 32°

Humidity: 65%

Ground: 56°

Fastest Lap:	Lap: 22	Aleix ESPARGARO	1'30.474	171.1 Km/h
Best Race Lap:	2022	Fabio QUARTARARO	1'38.749	156.7 Km/h
All Time Lap Record:	2023	Aleix ESPARGARO	1'30.474	171.1 Km/h

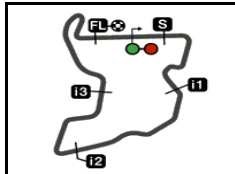
The results are provisional until the end of the limit for protest and appeals.

Time limit for protest expires 60' after publication of the results - Time:

These data/results cannot be reproduced, stored and/or transmitted in whole or in part by any manner of electronic, mechanical, photocopying, recording, broadcasting or otherwise now known or herein after developed without the previous express consent by the copyright owner, except for reproduction in daily press and regular printed publications on sale to the public within 60 days of the event related to those data/results and always provided that copyright symbol appears together as follows below.

© DORNA, 2023





4301 m.

PERTAMINA GRAND PRIX OF INDONESIA

Practice

Top Speed & Average

8



Rider	Nation	Motorcycle	Top 5 speeds					Average	Top
1 Francesco BAGNAIA	ITA	DUCATI	313.9	313.0	313.0	312.1	312.1	312.6	313.9
33 Brad BINDER	RSA	KTM	313.9	313.9	313.0	313.0	311.2	312.2	313.9
41 Aleix ESPARGARO	SPA	APRILIA	313.9	313.0	312.1	312.1	311.2	312.5	313.9
72 Marco BEZZECCHI	ITA	DUCATI	313.9	313.0	312.1	311.2	311.2	312.1	313.9
5 Johann ZARCO	FRA	DUCATI	313.0	312.1	310.3	310.3	309.4	311.0	313.0
12 Maverick VIÑALES	SPA	APRILIA	313.0	313.0	313.0	312.1	312.1	312.6	313.0
43 Jack MILLER	AUS	KTM	313.0	312.1	312.1	311.2	311.2	311.8	313.0
44 Poli ESPARGARO	SPA	KTM	313.0	313.0	313.0	311.2	311.2	312.3	313.0
20 Fabio QUARTARARO	FRA	YAMAHA	312.1	312.1	312.1	311.2	311.2	311.5	312.1
36 Joan MIR	SPA	HONDA	312.1	310.3	310.3	309.4	308.5	309.5	312.1
88 Miguel OLIVEIRA	POR	APRILIA	312.1	312.1	312.1	312.1	312.1	312.1	312.1
89 Jorge MARTIN	SPA	DUCATI	312.1	312.1	311.2	311.2	311.2	311.5	312.1
93 Marc MARQUEZ	SPA	HONDA	312.1	312.1	311.2	311.2	311.2	311.5	312.1
10 Luca MARINI	ITA	DUCATI	311.2	311.2	310.3	309.4	308.5	309.7	311.2
21 Franco MORBIDELLI	ITA	YAMAHA	311.2	310.3	309.4	309.4	308.5	309.8	311.2
25 Raul FERNANDEZ	SPA	APRILIA	311.2	309.4	308.5	305.9	305.9	307.8	311.2
37 Augusto FERNANDEZ	SPA	KTM	310.3	310.3	308.5	308.5	307.6	309.0	310.3
23 Enea BASTIANINI	ITA	DUCATI	309.4	309.4	308.5	308.5	307.6	308.2	309.4
30 Takaaki NAKAGAMI	JPN	HONDA	309.4	308.5	307.6	306.8	306.8	307.8	309.4
42 Alex RINS	SPA	HONDA	309.4	307.6	307.6	306.8	305.9	307.2	309.4
49 Fabio DI GIANNANTONIO	ITA	DUCATI	307.6	307.6	307.6	307.6	307.6	307.6	307.6

These data/results cannot be reproduced, stored and/or transmitted in whole or in part by any manner of electronic, mechanical, photocopying, recording, broadcasting or otherwise now known or herein after developed without the previous express consent by the copyright owner, except for reproduction in daily press and regular printed publications on sale to the public within 60 days of the event related to those data/results and always provided that copyright symbol appears together as follows below.

© DORNA, 2023

Official MotoGP Timing by TISSOT
www.motogp.com



Lombok, Friday, October 13, 2023



4301 m.

PERTAMINA GRAND PRIX OF INDONESIA

Practice

Chronological Analysis of Performances

9

* Lap / Sector time cancelled

T1 Time from finish line to 1st intermediate

T3 Time from 2nd intermed. to 3rd intermed.

P Crossing the finish line in pit lane

T2 Time from 1st intermed. to 2nd intermed.

T4 Time from 3rd intermediate to finish line

**Tyre data subject to further updates

Lap	Lap Time	T1	T2	T3	T4	Speed	Lap	Lap Time	T1	T2	T3	T4	Speed
1st 41 Aleix ESPARGARO APRILIA SPA							6	1'32.594	26.129	18.947	18.881	28.637	308.5
Aprilia Racing							7	1'31.351	25.525	18.589	18.926	28.311	308.5
Runs=4 Total laps=23 Full laps=16 Valid laps=14							8	1'33.570	25.694	18.938	19.347	29.591	310.3
Run #	1	Front Tyre	Slick-Soft	Rear Tyre	Slick-Soft		9	1'35.228 P	25.474	18.728	20.806	30.220	310.3
		New Tyre		New Tyre			Run #	2	Front Tyre	Slick-Soft	Rear Tyre	Slick-Medium	
1	2'25.560	27.699	20.387	20.202	29.358			9 Laps at start				New Tyre	
2	1'33.573	26.124	19.021	19.350	29.078	301.6	10	9'32.660	26.589	19.900	19.954	29.291	
3	1'32.416	25.634	19.225	19.232	28.325	309.4	11	1'33.059	26.063	19.026	19.247	28.723	310.3
4	1'35.133 *	25.527	18.825	20.380*	30.401	310.3	12	1'33.526 *	26.115	19.506*	19.182	28.723	310.3
5	1'31.783 *	25.482	18.786	19.214*	28.301	310.3	13	1'33.630 P	25.678	18.895	19.104	29.953	311.2
6	1'31.466	25.474	18.783	18.990	28.219	309.4	Run #	3	Front Tyre	Slick-Soft	Rear Tyre	Slick-Soft	
7	1'34.354	25.569	20.622	19.515	28.648	310.3		13 Laps at start				9 Laps at start	
8	1'31.347	25.591	18.837	18.816	28.103	311.2	14	6'37.195	26.506	19.925	19.617	29.039	
9	1'35.639	25.357	18.619	18.893	32.770	309.4	15	1'32.354	25.749	18.749	19.228	28.628	308.5
10	1'40.988 P	31.145	20.766	20.056	29.021	310.3	16	1'33.415 P	25.568	18.846	19.722	29.279	310.3
Run #	2	Front Tyre	Slick-Soft	Rear Tyre	Slick-Soft		Run #	4	Front Tyre	Slick-Soft	Rear Tyre	Slick-Soft	
		10 Laps at start		10 Laps at start				New Tyre				New Tyre	
11	11'12.633	28.409	19.863	19.234	34.891		17	6'08.809	26.369	19.480	19.203	28.676	
12	1'37.652	26.267	18.846	22.290	30.249	310.3	18	1'32.012 *	25.518	18.781*	19.023	28.690	312.1
13	1'31.913	25.663	19.055	18.941	28.254	309.4	19	1'33.168 *	25.350	18.861	19.739*	29.218	312.1
14	1'31.597	25.469	18.863	18.983	28.282	309.4	20	1'30.853	25.310	18.634	18.756	28.153	313.0
15	1'31.391	25.499	18.894	18.813	28.185	310.3	21	1'43.477 P	31.902	20.243	19.591	31.741	297.5
16	1'34.314 P	25.419	18.748	19.159	30.988	310.3	Run #	5	Front Tyre	Slick-Soft	Rear Tyre	Slick-Soft	
Run #	3	Front Tyre	Slick-Soft	Rear Tyre	Slick-Soft			5 Laps at start				New Tyre	
		New Tyre		New Tyre			22	4'45.683 *	26.426	19.691	19.539*	29.702	
17	9'12.586	26.024	19.793	19.296	28.803		23	1'31.655	25.718	18.781	18.803	28.353	313.0
18	1'31.088	25.366	18.843	18.816	28.063	312.1	24	1'32.330 *	26.097*	18.846	19.037	28.350	304.2
19	2'15.224 P	25.123	18.553	59.345	32.203	312.1	25	1'30.628	25.369	18.454	18.735	28.070	313.0
Run #	4	Front Tyre	Slick-Soft	Rear Tyre	Slick-Soft		Run #	1	Front Tyre	Slick-Soft	Rear Tyre	Slick-Medium	
		3 Laps at start		New Tyre				18 Laps at start				18 Laps at start	
20	6'44.375	25.616	19.701	19.243	28.411		1	2'05.343	28.200	21.587	21.456	30.095	
21	1'31.344	25.206	18.586	18.923	28.629	313.0	2	1'35.951	26.940	19.956	19.862	29.193	283.4
22	1'30.474	25.214	18.542	18.746	27.972	313.9	3	1'36.502 P	26.133	19.281	19.732	31.356	303.3
23	1'44.608	31.179	22.791	20.976	29.662	247.1	Run #	2	Front Tyre	Slick-Hard	Rear Tyre	Slick-Soft	
Run #	1	Front Tyre	Slick-Soft	Rear Tyre	Slick-Soft			New Tyre				New Tyre	
		New Tyre		New Tyre			4	3'58.330	29.844	21.253	22.403	31.791	
1	2'30.188	28.115	20.914	20.156	29.746		5	1'33.771	26.324	19.327	19.381	28.739	293.4
2	1'34.301	26.227	19.520	19.390	29.164	303.3	6	1'33.096	25.854	18.879	19.661	28.702	307.6
3	1'32.918	25.803	19.216	19.158	28.741	308.5	7	1'32.515 *	25.677	19.041	19.349*	28.448	308.5
4	1'32.306 *	25.480	19.043	19.286*	28.497	310.3	8	1'32.644	25.636	18.816	19.358	28.834	307.6
5	1'36.226 *	25.676	18.654	18.954*	32.942	296.7	9	1'32.268	25.639	18.743	19.500	28.386	310.3

3rd 72 Marco BEZZECCHI

Mooney VR46 Racing Team DUCATI ITA

Runs=5 Total laps=25 Full laps=16 Valid laps=13

Run #	1	Front Tyre	Slick-Soft	Rear Tyre	Slick-Medium	
		18 Laps at start				18 Laps at start
1	2'05.343	28.200	21.587	21.456	30.095	
2	1'35.951	26.940	19.956	19.862	29.193	283.4
3	1'36.502 P	26.133	19.281	19.732	31.356	303.3
Run #	2	Front Tyre	Slick-Hard	Rear Tyre	Slick-Soft	
		New Tyre				New Tyre
4	3'58.330	29.844	21.253	22.403	31.791	
5	1'33.771	26.324	19.327	19.381	28.739	293.4
6	1'33.096	25.854	18.879	19.661	28.702	307.6
7	1'32.515 *	25.677	19.041	19.349*	28.448	308.5
8	1'32.644	25.636	18.816	19.358	28.834	307.6
9	1'32.268	25.639	18.743	19.500	28.386	310.3

Fastest Lap: Aleix ESPARGARO Aprilia Racing SPA **1'30.474** 25.214 18.542 18.746 27.972

These data/results cannot be reproduced, stored and/or transmitted in whole or in part by any manner of electronic, mechanical, photocopying, recording, broadcasting or otherwise now known or herein after developed without the previous express consent by the copyright owner, except for reproduction in daily press and regular printed publications on sale to the public within 60 days of the event related to those data/results and always provided that copyright symbol appears together as follows below.

© DORNA, 2023



Practice

MotoGP

Lap	Lap Time	T1	T2	T3	T4	Speed	Lap	Lap Time	T1	T2	T3	T4	Speed	
							5th	89	Jorge MARTIN				DUCATI	SPA
							Prima Pramac Racing			Runs=5 Total laps=27 Full laps=18 Valid laps=13				
10	1'31.940	25.637	18.967	19.025	28.311	311.2	Run #	1	Front Tyre	Slick-Soft	Rear Tyre	Slick-Soft		
11	1'32.171	25.671	18.927	19.032	28.541	309.4				**	5 Laps at start	**	New Tyre	
12	1'38.500	P 28.836	20.065	20.411	29.188	291.1								
21 Laps at start							9 Laps at start							
13	12'59.761	31.068	20.332	20.299	29.454		1	1'55.383	28.820	20.528	20.664	29.243		
14	1'32.557	25.964	18.993	19.170	28.430	304.2	2	1'33.414	26.322	19.262	19.277	28.553	305.9	
15	1'33.981	25.648	18.768	19.197	30.368	310.3	3	1'33.381	25.762	18.851	20.179	28.589	306.8	
16	1'32.196	25.718	18.748	19.207	28.523	309.4	4	1'32.133	*	25.694	18.977*	19.063	28.399	306.8
17	1'39.491	P 29.545	19.993	19.621	30.332	298.3	5	1'34.267	*	25.648	18.853	19.526*	30.240	309.4
New Tyre							New Tyre							
18	5'48.018	27.542	19.873	19.689	28.634		6	1'34.973	*	25.574	21.231*	19.593	28.575	308.5
19	1'32.552	* 25.372	18.847	19.316*	29.017	313.0	7	1'31.672	25.632	18.800	18.935	28.305	308.5	
20	1'30.644	25.249	18.567	18.825	28.003	312.1	8	1'34.335	P 25.516	18.912	18.995	30.912	309.4	
21	1'40.054	P 29.818	19.499	20.328	30.409	296.7	Run #	2	Front Tyre	Slick-Hard	Rear Tyre	Slick-Soft		
4 Laps at start							8 Laps at start							
22	4'10.237	29.016	20.130	26.480	29.163		9	10'41.821	28.721	19.960	21.711	29.021		
23	1'31.970	25.461	18.812	19.144	28.553	311.2	10	1'32.237	25.668	18.931	19.265	28.373	306.8	
24	1'44.695	* 28.493	25.622*	21.490	29.090	311.2	11	1'36.614	25.952	19.029	19.012	32.621	311.2	
25	1'32.480	25.346	18.606	18.929	29.599	313.9	12	1'32.160	25.639	19.013	19.046	28.462	305.0	
New Tyre							New Tyre							
22	4'10.237	29.016	20.130	26.480	29.163		13	1'31.935	25.635	18.893	19.011	28.396	310.3	
23	1'31.970	25.461	18.812	19.144	28.553	311.2	14	1'40.136	*	25.713	23.323*	20.753	30.347	309.4
24	1'44.695	* 28.493	25.622*	21.490	29.090	311.2	15	1'33.342	25.857	18.946	18.998	29.541	308.5	
25	1'32.480	25.346	18.606	18.929	29.599	313.9	16	1'42.285	P 25.766	20.235*	21.094	35.190	312.1	
New Tyre							New Tyre							
22	4'10.237	29.016	20.130	26.480	29.163		Run #	3	Front Tyre	Slick-Hard	Rear Tyre	Slick-Soft		
23	1'31.970	25.461	18.812	19.144	28.553	311.2				**	8 Laps at start	**	16 Laps at start	
24	1'44.695	* 28.493	25.622*	21.490	29.090	311.2	17	4'52.932	26.887	20.402	19.356	28.678		
25	1'32.480	25.346	18.606	18.929	29.599	313.9	18	1'32.465	25.753	19.156	18.993	28.563	310.3	
New Tyre							New Tyre							
22	4'10.237	29.016	20.130	26.480	29.163		19	1'36.077	P 25.974	20.590	19.919	29.594	311.2	
23	1'31.970	25.461	18.812	19.144	28.553	311.2	Run #	4	Front Tyre	Slick-Soft	Rear Tyre	Slick-Soft		
24	1'44.695	* 28.493	25.622*	21.490	29.090	311.2				**	New Tyre	**	New Tyre	
25	1'32.480	25.346	18.606	18.929	29.599	313.9	20	5'20.996	* 26.781	20.133	22.388*	28.618		
New Tyre							New Tyre							
22	4'10.237	29.016	20.130	26.480	29.163		21	1'40.665	25.322	18.813	18.718	37.812	311.2	
23	1'31.970	25.461	18.812	19.144	28.553	311.2	22	1'31.238	25.484	18.635	18.952	28.167	310.3	
24	1'44.695	* 28.493	25.622*	21.490	29.090	311.2	23	1'36.090	P 27.430	20.164	19.273	29.223	302.5	
25	1'32.480	25.346	18.606	18.929	29.599	313.9	Run #	5	Front Tyre	missing data	Rear Tyre	missing data		
New Tyre							Laps at start							
22	4'10.237	29.016	20.130	26.480	29.163					**	Laps at start	**	Laps at start	
23	1'31.970	25.461	18.812	19.144	28.553	311.2	24	2'46.926	* 24.221	19.109*	18.915	29.257		
24	1'44.695	* 28.493	25.622*	21.490	29.090	311.2	25	1'30.874	25.286	18.615	18.888	28.085	311.2	
25	1'32.480	25.346	18.606	18.929	29.599	313.9	26	1'48.411	* 39.181	20.706*	19.298	29.226	304.2	
New Tyre							New Tyre							
22	4'10.237	29.016	20.130	26.480	29.163		27	1'31.472	25.462	18.589	19.164	28.257	312.1	
23	1'31.970	25.461	18.812	19.144	28.553	311.2								
24	1'44.695	* 28.493	25.622*	21.490	29.090	311.2								
25	1'32.480	25.346	18.606	18.929	29.599	313.9								
New Tyre							New Tyre							
22	4'10.237	29.016	20.130	26.480	29.163									
23	1'31.970	25.461	18.812	19.144	28.553	311.2								
24	1'44.695	* 28.493	25.622*	21.490	29.090	311.2								
25	1'32.480	25.346	18.606	18.929	29.599	313.9								
New Tyre							New Tyre							
22	4'10.237	29.016	20.130	26.480	29.163									
23	1'31.970	25.461	18.812	19.144	28.553	311.2								
24	1'44.695	* 28.493	25.622*	21.490	29.090	311.2								
25	1'32.480	25.346	18.606	18.929	29.599	313.9								
New Tyre							New Tyre							
22	4'10.237	29.016	20.130	26.480	29.163									
23	1'31.970	25.461	18.812	19.144	28.553	311.2								
24	1'44.695	* 28.493	25.622*	21.490	29.090	311.2								
25	1'32.480	25.346	18.606	18.929	29.599	313.9								
New Tyre							New Tyre							
22	4'10.237	29.016	20.130	26.480	29.163									
23	1'31.970	25.461	18.812	19.144	28.553	311.2								
24	1'44.695	* 28.493	25.622*	21.490	29.090	311.2								
25	1'32.480	25.346	18.606	18.929	29.599	313.9								
New Tyre							New Tyre							
22	4'10.237	29.016	20.130	26.480	29.163									
23	1'31.970	25.461	18.812	19.144	28.553	311.2								
24	1'44.695	* 28.493	25.622*	21.490	29.090	311.2								
25	1'32.480	25.346	18.606	18.929	29.599	313.9								
New Tyre							New Tyre							
22	4'10.237	29.016	20.130	26.480	29.163									
23	1'31.970	25.461	18.812	19.144	28.553	311.2								
24	1'44.695	* 28.493	25.622*	21.490	29.090	311.2								
25	1'32.480	25.346	18.606	18.929	29.599	313.9								
New Tyre							New Tyre							
22	4'10.237	29.016	20.130	26.480	29.163									
23	1'31.970	25.461	18.812	19.144	28.553	311.2								
24	1'44.695	* 28.493	25.622*	21.490	29.090	311.2								
25	1'32.480	25.346	18.606	18.929	29.599	313.9								
New Tyre							New Tyre							
22	4'10.237	29.016	20.130	26.480	29.163									
23	1'31.970	25.461	18.812	19.144	28.553	311.2								
24	1'44.695	* 28.493	25.622*	21.490	29.090	311.2								
25	1'32.480	25.346	18.606	18.929	29.599	313.9								
New Tyre							New Tyre							
22	4'10.237	29.016	20.130	26.480	29.163									
23	1'31.970	25.461	18.812	19.144	28.553	311.2								
24	1'44.695	* 28.493	25.622*	21.490	29.090	311.2								
25	1'32.480	25.346	18.606	18.929	29.599	313.9								
New Tyre							New Tyre							
22	4'10.237	29.016	20.130	26.480	29.163									
23	1'31.970	25.461	18.812	19.144	28.553	311.2								
24	1'44.695	* 28.493	25.622*	21.490	29.090	311.2								
25	1'32.480	25.346	18.606	18.929	29.599	313.9								
New Tyre							New Tyre							
22	4'10.237	29.016	20.130	26.480	29.163									
23	1'31.970	25.461	18.812	19.144	28.553	311.2								
24	1'44.695	* 28.493	25.622*	21.490	29.090	311.2								
25	1'32.480	25.346	18.606	18.929	29.599	313.9								
New Tyre							New Tyre							
22	4'10.237	29.016	20.130	26.480	29.163									
23	1'31.970	25.461	18.812	19.144	28.553	311.2								
24	1'44.695	* 28.493	25.622*	21.490	29.090	311.2								
25	1'32.480	25.346	18.606	18.929	29.599	313.9								
New Tyre							New Tyre							
22	4'10.237	29.016	20.130	26.480	29.163									
23	1'31.970	25.461	18.812	19.144	28.553	311.2								
24	1'44.695	* 28.493	25.622*	21.490	29.090	311.2								
25	1'32.480	25.346	18.606	18.929	29.599	313.9								
New Tyre							New Tyre							
22	4'10.237	29.016	20.130	26.480	29.163									
23	1'31.970	25.461	18.812	19.144	28.553	311.2								
24	1'44.695	* 28.493	25.622*	21.490	29.090	311.2								
25	1'32.480	25.346	18.606	18.929	29.599	313.9								
New Tyre							New Tyre							
22	4'10.237	29.016	20.130	26.480	29.163									
23	1'31.970	25.461	18.812	19.144	28.553	311.2								
24	1'44.695	* 28.493	25.622*	21.490	29.090	311.2								
25	1'32.480	25.346	18.606	18.929	29.599	313.9								
New Tyre							New Tyre							
22	4'10.237	29.016	20.130	26.480										

Practice

MotoGP

Lap	Lap Time	T1	T2	T3	T4	Speed	Lap	Lap Time	T1	T2	T3	T4	Speed							
Run # 2	Front Tyre Slick-Soft		Rear Tyre Slick-Soft		New Tyre		19	1'34.750 *	25.704	19.263	21.102*	28.681	312.1							
7 Laps at start																				
8	7'42.917	27.299	20.322	20.217	29.460		20	1'31.767	25.494	19.084	18.953	28.236	312.1							
9	1'34.579	26.412	19.607	19.504	29.056	309.4	21	1'31.568	25.348	19.067	18.926	28.227	312.1							
10	1'35.586	25.632	21.525	19.373	29.056	310.3	22	1'39.113 P	28.245	21.613*	20.075	29.180	304.2							
11	1'31.806	25.577	19.027	18.953	28.249	311.2	Run # 4		Front Tyre Slick-Soft		Rear Tyre Slick-Soft		New Tyre							
12	1'34.277	25.468	19.030	20.605	29.174	311.2	5 Laps at start													
13	1'33.571	26.584	19.641	19.040	28.306	310.3	23	3'19.820 *	25.912	19.752	19.535*	28.687								
14	1'35.085 P	<u>25.397</u>	20.974*	19.815	28.899	<u>312.1</u>	24	1'31.763	25.642	18.911	18.870	28.340	311.2							
Run # 3		Front Tyre Slick-Soft		Rear Tyre Slick-Soft		New Tyre		Run # 4		Front Tyre Slick-Soft		Rear Tyre Slick-Soft		New Tyre						
14 Laps at start																				
15	6'39.322	26.173	20.451	20.390	29.326		25	1'33.157 *	26.247*	19.196	19.172	28.542	302.5							
16	1'32.219	25.645	19.094	19.066	28.414	309.4	26	<u>1'31.199</u>	<u>25.335</u>	<u>18.882</u>	<u>18.789</u>	<u>28.193</u>	312.1							
17	1'33.077	25.940	19.377	19.332	28.428	311.2	8th 49 Fabio DI GIANNANTONI DUCATI ITA						Gresini Racing MotoGP							
18	1'34.351 P	26.158	19.986	19.628	28.579	311.2	Runs=4 Total laps=22 Full laps=15 Valid laps=11													
Run # 4		Front Tyre Slick-Soft		Rear Tyre Slick-Soft		New Tyre		Run # 1		Front Tyre Slick-Soft		Rear Tyre Slick-Soft		New Tyre						
14 Laps at start																				
19	7'47.404 *	36.572	22.243	25.206*	28.914		1	1'41.197	28.094	20.627	20.131	29.367								
20	1'33.910	25.696	19.699	19.560	28.955	306.8	2	1'33.362	26.183	19.286	19.365	28.528	304.2							
21	1'38.123 *	25.416	18.980	21.496	32.231*	310.3	3	1'32.186	25.614	19.067	19.017	28.488	306.8							
22	1'35.013 P	25.492	20.453	19.978	29.090	310.3	4	1'31.937	25.628	19.035	18.977	28.297	<u>307.6</u>							
Run # 5		Front Tyre Slick-Soft		Rear Tyre Slick-Soft		New Tyre		5	1'35.548 *	25.686	19.051	20.793*	30.018	307.6						
4 Laps at start																				
23	2'49.746	23.802	19.650	19.289	28.767		6	1'35.029	25.500	18.864	21.699	28.966	307.6							
24	<u>1'31.106</u>	25.419	<u>18.814</u>	<u>18.788</u>	<u>28.085</u>	311.2	7	1'31.738	25.599	18.887	19.026	28.226	307.6							
25	1'45.253	30.506	25.385	20.117	29.245	308.5	8	1'40.103 P	28.173	21.058	20.414	30.458	301.6							
26	1'45.989	25.417	19.057	24.140	37.375	312.1	Run # 2		Front Tyre Slick-Soft		Rear Tyre Slick-Soft		New Tyre							
22 Laps at start																				
9	15'00.059	32.101	20.354	23.748	30.430		Run # 3		Front Tyre Slick-Soft		Rear Tyre Slick-Soft		New Tyre							
10	1'33.068	26.109	19.191	19.271	28.497	307.6	8 Laps at start													
11	1'46.418 P	26.099	19.178	19.323	41.818	306.8	12	11'17.893	27.508	20.193	19.418	28.766								
7th 88 Miguel OLIVEIRA APRILIA POR						CryptoDATA RNF MotoGP Team		Runs=4 Total laps=26 Full laps=19 Valid laps=14												
Run # 1		Front Tyre Slick-Soft		Rear Tyre Slick-Soft		New Tyre		13	1'31.808	25.601	19.037	18.965	28.205	305.9						
9 Laps at start																				
1	2'29.671	28.107	20.833	20.078	29.886		14	1'31.903	25.634	19.016	18.985	28.268	307.6							
2	1'36.262	26.449	19.521	20.926	29.366	298.3	15	1'32.186	25.777	19.046	18.969	28.394	307.6							
3	1'32.888	25.841	19.323	19.130	28.594	305.9	16	1'39.319 P	25.578	19.013	22.019*	32.709	307.6							
4	1'33.240 *	25.667	19.475	19.376*	28.722	306.8	Run # 4		Front Tyre Slick-Soft		Rear Tyre Slick-Soft		New Tyre							
5	1'32.497 *	25.651	19.154	19.093*	28.599	305.9	5 Laps at start													
6	1'32.626	25.701	19.310	19.166	28.449	304.2	17	5'00.851	27.671	20.062	19.402	28.787								
7	1'37.813	28.398	20.217	19.750	29.448	309.4	18	1'31.732	25.560	18.996	18.979	28.197	306.8							
8	1'32.815	25.797	19.317	19.151	28.550	308.5	19	1'32.788 *	<u>25.413</u>	18.917	19.433*	29.025	305.9							
9	1'37.907 P	27.193	20.694	20.491	29.529	297.5	20	<u>1'31.207</u>	25.424	<u>18.839</u>	<u>18.787</u>	<u>28.157</u>	306.8							
Run # 2		Front Tyre Slick-Soft		Rear Tyre Slick-Soft		New Tyre		21	1'34.318 *	26.500*	19.624	19.399	28.795	305.9						
9 Laps at start																				
10	7'42.038	27.871	20.501	20.097	30.597		22	1'32.864 *	25.439	18.839	18.856	29.730*	307.6							
11	1'36.091	26.140	19.539	21.607	28.805	304.2	9th 43 Jack MILLER KTM AUS						Red Bull KTM Factory Racing							
12	1'32.532	25.654	19.409	19.129	28.340	310.3	Runs=5 Total laps=22 Full laps=13 Valid laps=9													
13	1'35.829	27.820	19.699	19.452	28.858	<u>312.1</u>	Run # 1		Front Tyre Slick-Medium		Rear Tyre Slick-Soft		New Tyre							
14	1'34.476	25.807	19.316	20.391	28.962	309.4	New Tyre													
15	1'39.316 *	25.911	19.068	19.118	35.219*	309.4	1	2'02.566	27.819	21.019	20.342	29.706								
16	1'32.166	25.564	19.069	19.181	28.352	311.2	2	1'52.862	39.357	22.522	20.558	30.425	310.3							
17	1'38.752 P	27.624	20.434	20.604	30.090	300.0	3	1'34.359	26.683	19.393	19.436	28.847	297.5							
Run # 3		Front Tyre Slick-Soft		Rear Tyre Slick-Soft		New Tyre		4	1'33.881 *	25.928	19.334	19.606*	29.013	306.8						
9 Laps at start																				
18	12'34.962	29.952	20.326	19.904	28.813		5	1'36.335 *	25.794	19.215	19.241*	32.085	311.2							
Run # 4		Front Tyre Slick-Soft		Rear Tyre Slick-Soft		New Tyre		6	1'32.145	25.643	19.162	18.995	28.345	307.6						
9 Laps at start																				

Fastest Lap: Aleix ESPARGARO Aprilia Racing SPA **1'30.474** 25.214 18.542 18.746 27.972

These data/results cannot be reproduced, stored and/or transmitted in whole or in part by any manner of electronic, mechanical, photocopying, recording, broadcasting or otherwise now known or herein after developed without the previous express consent by the copyright owner, except for reproduction in daily press and regular printed publications on sale to the public within 60 days of the event related to those data/results and always provided that copyright symbol appears together as follows below.
© DORNA, 2023

Official MotoGP Timing by TISSOT
www.motogp.com

Lombok, Friday, October 13, 2023

Page 3 of 8



Practice

MotoGP

Lap	Lap Time	T1	T2	T3	T4	Speed
7	1'39.047	28.846	20.677	20.883	28.641	311.2
8	3'06.190 P	25.505	18.989	1'49.177	32.519	310.3
Run # 2	Front Tyre Slick-Hard	Rear Tyre Slick-Soft				
	New Tyre	8 Laps at start				
9	12'42.964	30.112	20.401	22.415	29.548	
10	1'35.938 P	26.145	20.711	20.082	29.000	305.9
Run # 3	Front Tyre Slick-Soft	Rear Tyre Slick-Soft				
	5 Laps at start	10 Laps at start				
11	7'18.667	27.779	20.014	19.699	28.913	
12	1'32.722	25.698	19.275	19.123	28.626	310.3
13	1'33.025	25.923	19.244	19.192	28.666	309.4
14	1'35.924 P	25.799	19.699	20.921	29.505	311.2
Run # 4	Front Tyre Slick-Soft	Rear Tyre Slick-Soft				
	New Tyre	New Tyre				
15	5'17.483	28.874	20.502	20.250	29.697	
16	1'36.744 *	28.597	19.721	19.553*	28.873	310.3
17	1'31.502	25.463	18.986	18.882	28.171	312.1
18	1'37.969 P	25.490	20.884*	20.778	30.817	309.4
Run # 5	Front Tyre Slick-Soft	Rear Tyre Slick-Soft				
	4 Laps at start	New Tyre				
19	4'18.884	25.339	19.613	19.287	28.857	
20	1'31.216	25.481	18.857	18.741	28.137	313.0
21	2'47.496			21.334	31.534	312.1
22	1'40.767 *	27.408	19.896	22.804	30.659*	289.5

10th	20	Fabio QUARTARARO	YAMAHA	FRA		
Monster Energy Yamaha MotoGP						
Runs=4 Total laps=26 Full laps=19 Valid laps=16						
Run # 1	Front Tyre Slick-Soft	Rear Tyre Slick-Soft				
	New Tyre	New Tyre				
1	3'02.561	27.333	20.981	20.173	29.355	
2	1'33.544	26.036	19.367	19.399	28.742	308.5
3	1'32.557	25.826	19.196	19.167	28.368	309.4
4	1'34.342 *	25.519	19.105	19.712*	30.006	311.2
5	1'32.525	25.667	19.199	19.157	28.502	309.4
6	1'31.903	25.527	18.979	19.102	28.295	310.3
7	1'32.242	25.534	19.022	19.074	28.612	311.2
8	1'37.747 P	25.639	19.098	20.959*	32.051	309.4
Run # 2	Front Tyre Slick-Soft	Rear Tyre Slick-Soft				
	8 Laps at start	8 Laps at start				
9	9'08.303	27.019	20.544	20.054	29.094	
10	1'32.506	25.748	19.144	19.226	28.388	310.3
11	1'32.541	25.812	19.090	19.177	28.462	311.2
12	1'32.253	25.604	19.057	19.218	28.374	308.5
13	1'40.118	29.941	21.396	19.889	28.892	310.3
14	1'36.314	25.696	19.057	20.903	30.658	310.3
15	1'32.327	25.589	19.153	19.127	28.458	309.4
16	1'32.329	25.742	19.083	19.112	28.392	309.4
17	1'37.455 P	27.971	20.456	19.835	29.193	311.2
Run # 3	Front Tyre Slick-Soft	Rear Tyre Slick-Soft				
	New Tyre	New Tyre				
18	10'04.045	26.737	20.169	19.450	29.320	
19	1'31.713	25.500	19.108	18.907	28.198	310.3
20	1'31.422	25.395	18.988	18.925	28.114	312.1
21	1'31.229	25.427	18.858	18.879	28.065	312.1

Lap	Lap Time	T1	T2	T3	T4	Speed
22	1'38.445 P	27.963	20.501	20.049	29.932	308.5
Run # 4	Front Tyre Slick-Soft	Rear Tyre Slick-Soft				
	5 Laps at start	New Tyre				
23	4'33.198 *	26.746	20.050	19.884*	29.136	
24	1'32.989	25.349	18.948	18.892	29.800	311.2
25	1'32.745 *	25.754*	19.486	19.107	28.398	311.2
26	1'30.951 *	25.298	18.794	18.810	28.049*	312.1

11th **44** **Poi ESPARGARO** KTM SPA
 GASGAS Factory Racing Tech3
 Runs=4 Total laps=23 Full laps=16 Valid laps=13

Run # 1	Front Tyre Slick-Medium	Rear Tyre Slick-Soft				
	New Tyre	New Tyre				
1	2'10.863	27.563	21.237	20.375	29.872	
2	1'35.760	26.601	19.851	19.507	29.801	296.7
3	1'33.769	26.174	19.526	19.297	28.772	300.0
4	1'33.293	25.923	19.257	19.324	28.789	300.8
5	1'40.062 *	25.839	19.236	22.218*	32.769	305.9
6	1'33.062	25.909	19.190	19.127	28.836	303.3
7	1'39.122 P	25.969	19.223	19.684	34.246	290.3
Run # 2	Front Tyre Slick-Medium	Rear Tyre Slick-Soft				
	7 Laps at start	7 Laps at start				
8	9'56.783	28.631	21.730	21.302	29.858	
9	1'35.855	26.531	19.916	19.994	29.414	305.0
10	1'34.289	26.072	19.295	19.794	29.128	310.3
11	1'34.744	26.159	19.495	19.403	29.687	309.4
12	1'37.396	28.109	20.267	19.816	29.204	313.0
13	1'35.308	26.011	19.423	20.235	29.639	311.2
14	1'33.204	25.955	19.262	19.271	28.716	311.2
15	1'38.458 P	26.086	19.414	19.292	33.666	305.0

Run # 3	Front Tyre Slick-Soft	Rear Tyre Slick-Soft				
	New Tyre	New Tyre				
16	13'58.198	29.242	22.239	20.129	29.180	
17	1'34.270 *	25.889	19.550	19.659*	29.172	313.0
18	1'32.084	25.597	19.056	19.036	28.395	310.3
19	1'37.094 P	27.260	20.643	19.940	29.251	281.2
Run # 4	Front Tyre Slick-Soft	Rear Tyre Slick-Soft				
	4 Laps at start	New Tyre				
20	4'07.795	27.427	20.268	24.966	29.023	
21	1'31.748	25.472	19.033	19.106	28.137	313.0
22	1'31.276	25.362	19.010	18.839	28.065	308.5
23	2'17.031 *			24.766	38.617*	270.6

12th **10** **Luca MARINI** DUCATI ITA
 Mooney VR46 Racing Team
 Runs=7 Total laps=20 Full laps=7 Valid laps=6

Run # 1	Front Tyre Slick-Hard	Rear Tyre Slick-Soft				
	5 Laps at start	New Tyre				
1	2'34.702	26.866	21.583	20.803	31.963	
2	1'41.898 P	27.738	20.967	20.616	32.577	284.9
Run # 2	Front Tyre Slick-Hard	Rear Tyre Slick-Soft				
	7 Laps at start	2 Laps at start				
3	6'11.204	29.085	21.675	20.973	30.765	
4	1'39.552 P	27.058	20.566	21.450	30.478	298.3

Fastest Lap: Aleix ESPARGARO Aprilia Racing SPA **1'30.474** 25.214 18.542 18.746 27.972

These data/results cannot be reproduced, stored and/or transmitted in whole or in part by any manner of electronic, mechanical, photocopying, recording, broadcasting or otherwise now known or herein after developed without the previous express consent by the copyright owner, except for reproduction in daily press and regular printed publications on sale to the public within 60 days of the event related to those data/results and always provided that copyright symbol appears together as follows below.
 © DORNA, 2023



Practice

MotoGP

Lap	Lap Time	T1	T2	T3	T4	Speed	Lap	Lap Time	T1	T2	T3	T4	Speed	
Run # 3	Front Tyre Slick-Soft	Rear Tyre Slick-Medium			New Tyre		18	6'28.349 *	26.081	20.094	24.951 *	29.264		
14 Laps at start							19	1'31.768	25.689	18.942	18.859	28.278 308.5		
5	3'38.623	27.061	20.671	20.443	30.472		20	1'31.553	25.549	18.726	19.063	28.215 312.1		
6	1'38.254 P	27.069	20.721	20.320	30.144 305.0		21	1'40.050 P	30.571	19.987	20.125	29.367 301.6		
Run # 4	Front Tyre Slick-Soft	Rear Tyre Slick-Soft			New Tyre		Run # 5	Front Tyre Slick-Soft	Rear Tyre Slick-Soft			New Tyre		
16 Laps at start							New Tyre						New Tyre	
7	5'26.547	26.942	20.637	20.170	29.969		22	4'35.292	26.264	24.160	20.576	30.346		
8	1'34.946	26.364	19.740	19.629	29.213 304.2		23	1'34.794 *	27.844*	19.354	19.171	28.425 281.2		
9	1'33.544	25.900	19.211	19.438	28.995 308.5		24	1'31.457	25.472	18.798	19.072	28.115	313.0	
10	1'34.498 P	25.984	19.342	19.327	29.845 309.4		14th 25 Raul FERNANDEZ						APRILIA	SPA
Run # 5	Front Tyre Slick-Soft	Rear Tyre Slick-Soft			New Tyre		CryptoDATA RNF MotoGP Team						Runs=4 Total laps=25 Full laps=18 Valid laps=13	
20 Laps at start							8 Laps at start							
11	10'44.272	26.588	20.409	20.071	29.744		Run # 1	Front Tyre Slick-Soft	Rear Tyre Slick-Medium			New Tyre		
12	1'37.144 P	26.090	19.344	21.672	30.038 306.8		New Tyre						New Tyre	
Run # 6	Front Tyre Slick-Soft	Rear Tyre Slick-Soft			New Tyre		1	2'40.434	28.092	20.998	20.811	30.502		
New Tyre							New Tyre							
13	7'26.760	27.602	20.179	19.721	29.223		2	1'34.935	26.557	19.561	19.572	29.245 297.5		
14	1'33.333	25.793	18.966	19.851	28.723 308.5		3	1'33.616	26.274	19.213	19.231	28.898 300.0		
15	1'32.035	25.519	18.911	19.075	28.530 311.2		4	1'33.369 *	26.043	19.007	19.546*	28.773 304.2		
16	1'36.862 P	27.008	20.249	20.267	29.338 301.6		5	1'36.198 *	25.983	20.844*	20.147*	29.224 305.9		
Run # 7	Front Tyre Slick-Soft	Rear Tyre Slick-Soft			New Tyre		6	1'32.746	25.902	18.955	19.390	28.499 303.3		
4 Laps at start							New Tyre							
17	3'45.912	25.372	19.675	19.696	29.288		7	1'33.012	25.898	19.072	19.143	28.899 305.9		
18	1'31.638	25.532	18.894	18.924	28.288 311.2		8	1'39.851 P	27.503	20.613	20.768	30.967 305.0		
19	1'33.285 *	25.717*	19.562	19.285	28.721 308.5		Run # 2	Front Tyre Slick-Soft	Rear Tyre Slick-Soft			New Tyre		
20	1'31.367	25.467	18.806	18.884	28.210 310.3		8 Laps at start						New Tyre	
13th 5 Johann ZARCO							DUCATI						FRA	
Prima Pramac Racing							Runs=5 Total laps=24 Full laps=15 Valid laps=13							
Run # 1	Front Tyre Slick-Hard	Rear Tyre Slick-Soft			New Tyre		9	7'07.504	27.571	20.282	19.880	29.142		
5 Laps at start							New Tyre							
1	2'03.989	27.476	21.333	20.315	29.659		10	1'33.133	26.007	19.130	19.404	28.592 303.3		
2	1'34.467	26.279	19.557	19.449	29.182 303.3		11	1'32.275	25.744	19.022	19.103	28.406 305.0		
3	1'33.455	26.101	19.272	19.324	28.758 308.5		12	1'32.387	25.920	18.937	19.177	28.353 305.0		
4	1'32.942	25.919	19.054	19.307	28.662 308.5		13	1'35.439	26.065	20.385	19.830	29.159 300.0		
5	1'34.987 *	25.787	19.055	20.741*	29.404 310.3		14	1'35.760 *	25.968	20.935*	19.674	29.183 305.0		
6	1'32.587	25.823	19.106	19.250	28.408 307.6		15	1'32.420	25.707	19.040	19.028	28.645 304.2		
7	1'32.294	25.654	19.014	19.244	28.382 309.4		16	1'32.162	25.671	18.797	19.087	28.607 304.2		
8	1'41.103 P	28.347	21.194	20.745	30.817 306.8		17	1'38.653 P	28.353	21.049	20.038	29.213 293.4		
Run # 2	Front Tyre Slick-Hard	Rear Tyre Slick-Soft			New Tyre		Run # 3	Front Tyre Slick-Soft	Rear Tyre Slick-Soft			New Tyre		
13 Laps at start							New Tyre						New Tyre	
9	8'54.364	29.361	20.523	19.851	29.282		18	13'12.140	28.561	20.336	19.884	29.737		
10	1'33.823	25.951	19.235	19.386	29.251 308.5		19	1'33.330 *	25.901	19.252	19.353*	28.824 300.8		
11	1'32.625	25.879	19.002	19.281	28.463 310.3		20	1'32.074	25.689	18.957	19.189	28.239 293.4		
12	1'32.343	25.744	18.931	19.161	28.507 308.5		21	1'39.429 P	29.139	20.201	19.747	30.342 308.5		
13	1'33.911	27.266	19.242	19.064	28.339 307.6		Run # 4	Front Tyre Slick-Soft	Rear Tyre Slick-Soft			New Tyre		
14	1'31.916	25.759	18.784	18.995	28.378 307.6		4 Laps at start						New Tyre	
15	1'36.123 P	26.013	19.565	19.673	30.872 299.1		22	4'27.196	26.351	20.649	22.176	29.436		
Run # 3	Front Tyre Slick-Hard	Rear Tyre Slick-Soft			New Tyre		23	1'31.982	25.659	18.821	19.225	28.277 309.4		
20 Laps at start							15 Laps at start							
16	8'42.361	26.843	19.951	19.549	28.797		24	1'38.185 *	25.528*	22.232	21.388	29.037 311.2		
17	1'37.278 P	25.699	19.333	21.641	30.605 308.5		25	1'31.500	25.498	18.880	18.949	28.173	305.9	
Run # 4	Front Tyre Slick-Hard	Rear Tyre Slick-Soft			New Tyre		15th 21 Franco MORBIDELLI						YAMAHA	ITA
New Tyre							Monster Energy Yamaha MotoGP						Runs=5 Total laps=23 Full laps=14 Valid laps=10	
1	2'21.487	27.063	21.406	21.077	30.617		Run # 1	Front Tyre Slick-Soft	Rear Tyre Slick-Medium			New Tyre		
2	1'38.390	27.095	20.138	21.100	30.057 295.0		New Tyre						New Tyre	
3	1'35.129	26.483	19.648	19.759	29.239 295.0		1	2'21.487	27.063	21.406	21.077	30.617		
4	1'34.550 *	26.120	19.780*	19.655*	28.995 303.3		2	1'38.390	27.095	20.138	21.100	30.057 295.0		

Fastest Lap: Aleix ESPARGARO Aprilia Racing SPA **1'30.474** 25.214 18.542 18.746 27.972

These data/results cannot be reproduced, stored and/or transmitted in whole or in part by any manner of electronic, mechanical, photocopying, recording, broadcasting or otherwise now known or herein after developed without the previous express consent by the copyright owner, except for reproduction in daily press and regular printed publications on sale to the public within 60 days of the event related to those data/results and always provided that copyright symbol appears together as follows below.
© DORNA, 2023



Practice

MotoGP

Lap	Lap Time	T1	T2	T3	T4	Speed	Lap	Lap Time	T1	T2	T3	T4	Speed					
5	1'33.655 *	26.234	19.264	19.362*	28.795	305.9	17	1'32.156	25.620	18.975	19.052	28.509	310.3					
6	1'33.065	25.796	19.407	19.193	28.669	304.2	18	1'31.635	25.623	18.952	18.903	28.157	310.3					
7	1'43.247 P	28.757	22.187	20.716	31.587	307.6	19	1'35.476 P	25.270	20.842*	20.180	29.184	313.0					
Run # 2	Front Tyre Slick-Hard	Rear Tyre Slick-Medium					Run # 5	Front Tyre Slick-Soft	Rear Tyre Slick-Soft									
	9 Laps at start			22 Laps at start				4 Laps at start			New Tyre							
8	10'45.893	27.900	24.211	20.518	29.575		20	3'41.592 *	27.357	20.026	20.036*	28.618						
9	1'34.397	26.249	19.936	19.426	28.786	305.9	21	1'33.378	25.368	18.857	20.841	28.312	312.1					
10	1'40.816 P	25.882	19.527	25.612	29.795	305.9	22	1'32.992 *	26.163*	19.436	19.166	28.227	313.0					
Run # 3	Front Tyre Slick-Hard	Rear Tyre Slick-Soft					23	1'39.781	25.267	18.738	18.829	36.947	313.9					
	New Tyre			New Tyre														
11	7'25.096	26.770	20.067	19.534	29.018		17th 30 Takaaki NAKAGAMI						HONDA	JPN				
12	1'32.571	25.663	19.406	19.008	28.494	309.4	LCR Honda IDEMITSU											
13	1'32.279	25.680	19.050	19.113	28.436	309.4	Runs=5 Total laps=27 Full laps=18 Valid laps=13											
14	1'31.998	25.428	19.132	19.072	28.366	310.3	Run # 1	Front Tyre Slick-Soft	Rear Tyre Slick-Medium									
15	1'31.944	25.503	19.008	18.977	28.456	311.2		New Tyre			New Tyre							
16	1'43.791 P	28.469	23.064*	21.982	30.276	295.0	1	2'13.546	29.381	22.050	21.330	30.960						
Run # 4	Front Tyre Slick-Soft	Rear Tyre Slick-Soft					2	1'39.058 *	27.466	21.454*	20.289	29.849	288.7					
	New Tyre			New Tyre				3	1'35.361	26.292	19.480	20.088	29.501	302.5				
17	6'45.686 *	25.833	20.170	20.998*	28.900		4	1'47.892 *	36.059	22.338	20.003*	29.492	305.9					
18	1'31.948	25.669	19.019	18.860	28.400	301.6	5	1'34.826 *	26.548	19.663*	19.498*	29.117	295.8					
19	1'34.384 P	25.494	19.023	18.977	30.890	308.5	6	1'34.079	25.962	19.588	19.634	28.895	306.8					
Run # 5	Front Tyre Slick-Soft	Rear Tyre Slick-Soft					7	1'34.236 P	25.974	18.986	19.182	30.094	308.5					
	3 Laps at start			New Tyre				Run # 2						Front Tyre Slick-Soft	Rear Tyre Slick-Medium			
20	5'12.652 *	27.275	20.231	20.013*	28.771			7 Laps at start			7 Laps at start							
21	1'31.561	25.406	18.966	18.945	28.244	306.8	8	7'21.743	29.549	20.938	19.968	29.337						
22	1'43.983 *	31.732*	21.700	21.836	28.715	299.1	9	1'34.054	26.595	19.441	19.247	28.771	303.3					
23	1'35.976 *	25.417	18.889	18.945	32.725*	307.6	10	1'35.870	27.414	19.374	20.178	28.904	306.8					
16th 1 Francesco BAGNAIA							DUCATI		ITA									
Ducati Lenovo Team							Runs=5		Total laps=23		Full laps=14		Valid laps=12					
Run # 1	Front Tyre Slick-Hard	Rear Tyre Slick-Medium					Run # 3	Front Tyre Slick-Soft	Rear Tyre Slick-Soft									
	New Tyre			New Tyre				14 Laps at start			New Tyre							
1	3'55.323	33.196	22.000	20.961	30.569		15	5'44.228	31.366	21.495	20.752	29.810						
2	1'40.673	27.784	21.025	22.099	29.765	305.0	16	1'36.832	26.124	19.490	20.331	30.887	304.2					
3	1'34.446 P	26.336	19.670*	19.912*	28.528	307.6	17	1'33.667	25.752	19.060	19.070	29.785	305.9					
Run # 2	Front Tyre Slick-Hard	Rear Tyre Slick-Soft					18	1'32.305	25.975	18.944	18.963	28.423	302.5					
	3 Laps at start			New Tyre				19	1'37.483 P	28.161	20.433	19.920	28.969	279.7				
4	5'17.582	27.950	20.290	19.744	29.018		Run # 4	Front Tyre Slick-Soft	Rear Tyre Slick-Soft									
5	1'33.451 *	26.113	19.296*	19.320*	28.722	307.6		New Tyre			New Tyre							
6	1'32.730	25.781	19.269	19.117	28.563	310.3	20	7'46.955	30.147	22.787	20.532	30.107						
7	1'36.451 P	25.719	18.870	22.316	29.546	312.1	21	1'34.714	26.794	20.122	19.313	28.485	305.0					
Run # 3	Front Tyre Slick-Hard	Rear Tyre Slick-Soft					22	1'32.170	25.771	18.872	19.202	28.325	301.6					
	7 Laps at start			4 Laps at start				23	1'31.655	25.640	18.926	18.912	28.177	309.4				
8	8'04.459	27.840	20.620	19.636	28.908		24	1'35.619 P	27.276	19.698	19.669	28.976	296.7					
9	1'32.683	25.970	19.217	19.055	28.441	310.3	Run # 5	Front Tyre Slick-Soft	Rear Tyre Slick-Soft									
10	1'35.190	25.608	18.969	19.172	31.441	311.2		5 Laps at start			New Tyre							
11	1'32.125	25.685	18.953	19.124	28.363	311.2	25	2'55.495	27.799	21.399	19.473	28.989						
12	1'37.586	30.074	19.817	19.105	28.590	312.1	26	1'34.449 *	27.228*	19.405	19.234	28.582	291.1					
13	1'32.133	25.673	18.926	19.159	28.375	310.3	27	1'31.874 *	25.628	18.853	19.028	28.365*	307.6					
14	1'36.259	25.471	19.017	19.152	32.619	310.3												
15	1'38.993 P	25.587	18.776	23.999	30.631	312.1												
Run # 4	Front Tyre Slick-Soft	Rear Tyre Slick-Soft																
	New Tyre			New Tyre														
16	11'20.050	27.812	20.314	19.435	28.662													

Fastest Lap: Aleix ESPARGARO Aprilia Racing SPA **1'30.474** 25.214 18.542 18.746 27.972

These data/results cannot be reproduced, stored and/or transmitted in whole or in part by any manner of electronic, mechanical, photocopying, recording, broadcasting or otherwise now known or herein after developed without the previous express consent by the copyright owner, except for reproduction in daily press and regular printed publications on sale to the public within 60 days of the event related to those data/results and always provided that copyright symbol appears together as follows below.
© DORNA, 2023



Practice

MotoGP

Lap	Lap Time	T1	T2	T3	T4	Speed	Lap	Lap Time	T1	T2	T3	T4	Speed	
18th	37	Augusto FERNANDEZ KTM SPA						11	5'03.156	27.185	19.720	19.587	28.757	
		GASGAS Factory Racing Tech3						12	1'34.906	25.718	19.129	19.177	30.882	308.5
		Runs=4 Total laps=23 Full laps=16 Valid laps=19						13	1'32.504	25.674	19.186	19.144	28.500	310.3
Run #	1	Front Tyre	Slick-Soft	Rear Tyre	Slick-Soft		14	1'32.127	25.550	19.124	19.195	28.258	310.3	
		3 Laps at start			New Tyre			15	1'39.626 P	27.708	21.129	20.436	30.353	308.5
1	2'09.539	29.698	21.478	20.457	29.785		Run #	4	Front Tyre	Slick-Soft	Rear Tyre	Slick-Soft		
2	1'34.563	26.580	19.640	19.471	28.872	290.3			New Tyre			New Tyre		
3	1'33.184	25.962	19.111	19.403	28.708	295.0	16	12'34.616 *	25.190	19.808	21.823*	28.730		
	unfinished	25.864	19.003			300.8	17	1'36.773	25.647	19.325	18.966	32.835	298.3	
Run #	2	Front Tyre	Slick-Medium	Rear Tyre	Slick-Medium		18	1'35.428 P	25.654	19.159	19.093	31.522	300.0	
		New Tyre			3 Laps at start		Run #	5	Front Tyre	Slick-Soft	Rear Tyre	Slick-Soft		
4	1'45.760	29.540	21.616	23.595	31.009			3 Laps at start			New Tyre			
5	1'38.101	27.256	20.845	20.071	29.929	290.3	19	4'46.013 *	26.447	20.031	20.029*	28.559		
6	1'34.892	26.436	19.864	19.568	29.024	294.2	20	1'33.480	25.363	18.925	20.727	28.465	305.0	
7	1'33.766	26.091	19.513	19.382	28.780	303.3	21	1'33.008 *	26.187*	19.329	19.170	28.322	309.4	
8	1'33.760	25.969	19.530	19.402	28.859	305.9		unfinished	25.333	18.793	18.887		308.5	
9	1'33.441	25.933	19.380	19.456	28.672	305.9	20th	23	Enea BASTIANINI DUCATI ITA					
10	1'33.005	25.934	19.376	19.233	28.462	305.0			Ducati Lenovo Team					
11	1'38.516	28.270	20.550	20.560	29.136	304.2			Runs=4 Total laps=20 Full laps=14 Valid laps=12					
12	1'40.100	30.716	21.307	19.446	28.631	308.5	Run #	1	Front Tyre	Slick-Hard	Rear Tyre	Slick-Medium		
13	1'33.479	26.318	19.526	19.203	28.432	310.3			**	New Tyre		**	New Tyre	
14	1'34.479	25.816	19.250	19.169	30.244	305.0	1	2'06.245	27.894	21.114	20.547	30.126		
15	1'34.452 P	25.755	19.232	19.802	29.663	306.8	2	1'38.615	26.545	19.715	19.745	32.610	298.3	
Run #	3	Front Tyre	Slick-Soft	Rear Tyre	Slick-Soft		3	1'35.045	26.266	19.257	20.516	29.006	291.8	
		New Tyre			New Tyre		4	1'33.340	26.101	19.087	19.461	28.691	301.6	
16	6'54.051	29.666	20.589	19.812	29.047		5	1'39.831 *	25.886	19.109	22.982*	31.854	305.9	
17	1'32.506	25.698	19.440	18.998	28.370	304.2	6	1'33.472	26.148	19.138	19.303	28.883	305.9	
18	1'32.020	25.438	19.255	18.972	28.355	308.5	7	1'40.353 *	25.871	19.006	19.361	36.115*	307.6	
19	1'40.565 P	29.989	21.325	20.197	29.054	310.3	8	1'53.659 P	25.918	21.472*	28.680	37.589	305.0	
Run #	4	Front Tyre	Slick-Soft	Rear Tyre	Slick-Soft		Run #	2	Front Tyre	Slick-Hard	Rear Tyre	Slick-Medium		
		4 Laps at start			New Tyre				**	8 Laps at start		**	8 Laps at start	
20	5'24.615	28.471	20.050	26.057	28.749		9	10'26.826	27.233	19.728	19.840	28.914		
21	1'31.806	25.570	19.131	18.928	28.177	298.3	10	1'32.613	25.801	19.007	19.178	28.627	307.6	
22	1'31.924	25.494	19.085	19.139	28.206	307.6	11	1'37.911	25.695	19.176	19.269	33.771	309.4	
23	1'49.246	30.963	22.754	25.833	29.696	306.8	12	1'38.539	29.896	19.215	19.899	29.529	307.6	
19th	36	Joan MIR HONDA SPA						13	1'32.682	25.681	19.041	19.155	28.805	308.5
		Repsol Honda Team						14	1'34.074	25.835	19.004	19.227	30.008	306.8
		Runs=5 Total laps=21 Full laps=12 Valid laps=10						15	1'32.226	25.604	18.966	19.184	28.472	308.5
Run #	1	Front Tyre	Slick-Soft	Rear Tyre	Slick-Soft		16	1'36.128 P	27.248	19.851	19.542	29.487	305.0	
		4 Laps at start			New Tyre		Run #	3	Front Tyre	Slick-Soft	Rear Tyre	Slick-Soft		
1	2'11.866	26.995	21.040	20.389	29.765			**	New Tyre		**	New Tyre		
2	1'34.166	26.204	19.567	19.359	29.036	301.6	17	13'21.249	26.538	19.823	19.918	29.498		
3	1'33.014	25.750	19.282	19.349	28.633	306.8	18	1'32.260	25.682	18.885	19.149	28.544	309.4	
4	1'32.572	25.687	19.149	19.137	28.599	305.9	19	1'32.208	25.513	18.797	19.249	28.649	307.6	
5	1'47.328 *	25.602	19.470*	25.483*	36.773	308.5	20	1'33.913 P	25.531	18.701	20.697	28.984	307.6	
6	1'32.493	25.751	19.246	19.070	28.426	305.0	Run #	4	Front Tyre	missing data	Rear Tyre	missing data		
7	1'39.001 P	28.827	19.776	19.548	30.850	312.1		**	Laps at start		**	Laps at start		
Run #	2	Front Tyre	Slick-Medium	Rear Tyre	Slick-Soft			unfinished	25.105	20.126				
		New Tyre			7 Laps at start		21st	42	Alex RINS HONDA SPA					
8	9'04.658	26.699	20.432	19.920	30.011			LCR Honda CASTROL						
9	1'34.816	26.036	19.761	19.466	29.553	305.0		Runs=4 Total laps=20 Full laps=13 Valid laps=12						
10	1'36.159 P	25.991	19.489	19.615	31.064	306.8	Run #	1	Front Tyre	Slick-Hard	Rear Tyre	Slick-Soft		
Run #	3	Front Tyre	Slick-Soft	Rear Tyre	Slick-Soft				New Tyre			New Tyre		
		11 Laps at start			10 Laps at start		1	2'07.159	27.772	21.145	21.099	30.015		

Fastest Lap: Aleix ESPARGARO Aprilia Racing SPA **1'30.474** 25.214 18.542 18.746 27.972

These data/results cannot be reproduced, stored and/or transmitted in whole or in part by any manner of electronic, mechanical, photocopying, recording, broadcasting or otherwise now known or herein after developed without the previous express consent by the copyright owner, except for reproduction in daily press and regular printed publications on sale to the public within 60 days of the event related to those data/results and always provided that copyright symbol appears together as follows below.
© DORNA, 2023

Official MotoGP Timing by TISSOT
www.motogp.com

Lombok, Friday, October 13, 2023

Page 7 of 8



Practice

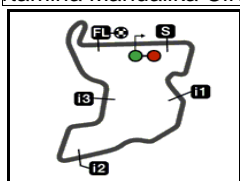
MotoGP

Lap	Lap Time	T1	T2	T3	T4	Speed	Lap	Lap Time	T1	T2	T3	T4	Speed	
2	1'34.760	26.566	19.587	19.615	28.992	300.8								
3	1'33.980	26.110	19.267	19.517	29.086	300.8								
4	1'41.479	32.318	20.210	19.719	29.232	305.9								
5	1'38.318 *	25.960	19.061	22.624*	30.673	301.6								
6	1'33.035	25.931	18.993	19.257	28.854	301.6								
7	1'39.455 P	29.623	20.131	19.897	29.804	295.8								
<i>Run #</i>	2	<i>Front Tyre Slick-Hard</i>				<i>Rear Tyre Slick-Soft</i>								
		<i>7 Laps at start</i>				<i>7 Laps at start</i>								
8	8'34.466	27.858	21.016	20.136	29.528									
9	1'33.623	26.168	19.312	19.310	28.833	305.9								
10	1'35.494	26.025	19.183	21.117	29.169	304.2								
11	1'33.037	25.947	19.071	19.287	28.732	304.2								
12	1'32.426	25.790	19.007	19.157	28.472	302.5								
13	1'47.193 P	31.719	20.962	23.159	31.353	300.8								
<i>Run #</i>	3	<i>Front Tyre Slick-Hard</i>				<i>Rear Tyre Slick-Soft</i>								
		<i>New Tyre</i>				<i>New Tyre</i>								
14	14'53.241	27.888	20.936	20.103	30.414									
15	1'36.912	27.033	20.561	19.718	29.600	302.5								
16	1'47.161 P	25.932	19.867	29.135	32.227	307.6								
<i>Run #</i>	4	<i>Front Tyre Slick-Hard</i>				<i>Rear Tyre Slick-Soft</i>								
		<i>3 Laps at start</i>				<i>New Tyre</i>								
17	8'34.244	25.799	19.779	19.445	28.686									
18	1'37.294	25.988	19.146	22.930	29.230	309.4								
19	1'32.672	25.831	19.047	19.127	28.667	306.8								
20	1'35.782	25.780	19.201	20.426	30.375	307.6								

Fastest Lap: Aleix ESPARGARO Aprilia Racing SPA **1'30.474** 25.214 18.542 18.746 27.972

These data/results cannot be reproduced, stored and/or transmitted in whole or in part by any manner of electronic, mechanical, photocopying, recording, broadcasting or otherwise now known or herein after developed without the previous express consent by the copyright owner, except for reproduction in daily press and regular printed publications on sale to the public within 60 days of the event related to those data/results and always provided that copyright symbol appears together as follows below.
© DORNA, 2023





4301 m.

PERTAMINA GRAND PRIX OF INDONESIA

Practice

Best Partial Times

MotoGP™

IT Ideal Lap Time, sum of the best partial times

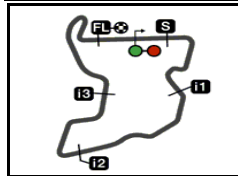
BT Best Lap Time

T1		T2		T3		T4				IT		BT	
Pos	Rider	Time	Rider	Time	Rider	Time	Rider	Time	Pos	Rider	IT	BT	
1	A.ESPARGARO	25.123	M.VIÑALES	18.454	B.BINDER	18.713	A.ESPARGARO	27.972	1	A.ESPARGAR	1'30.383	1'30.474	(1)
2	M.BEZZECCHI	25.249	A.ESPARGARO	18.542	J.MARTIN	18.718	B.BINDER	27.981	2	M.VIÑALES	1'30.569	1'30.628	(2)
3	F.BAGNAIA	25.267	M.BEZZECCHI	18.567	M.VIÑALES	18.735	M.BEZZECCHI	28.003	3	M.BEZZECCHI	1'30.644	1'30.644	(3)
4	J.MARTIN	25.286	J.MARTIN	18.589	J.MILLER	18.741	F.QUARTARARO	28.065	4	J.MARTIN	1'30.678	1'30.874	(5)
5	F.QUARTARARO	25.298	B.BINDER	18.675	A.ESPARGARO	18.746	P.ESPARGARO	28.065	5	B.BINDER	1'30.749	1'30.762	(4)
6	M.VIÑALES	25.310	E.BASTIANINI	18.701	F.DI GIANNANTO	18.787	M.VIÑALES	28.070	6	F.QUARTARAR	1'30.967	1'31.229	(10)
7	J.MIR	25.333	J.ZARCO	18.726	M.MARQUEZ	18.788	J.MARTIN	28.085	7	F.BAGNAIA	1'30.991	1'31.635	(16)
8	M.OLIVEIRA	25.335	F.BAGNAIA	18.738	M.OLIVEIRA	18.789	M.MARQUEZ	28.085	8	M.MARQUEZ	1'31.084	1'31.106	(6)
9	P.ESPARGARO	25.362	J.MIR	18.793	F.QUARTARARO	18.810	J.ZARCO	28.115	9	J.ZARCO	1'31.172	1'31.457	(13)
10	B.BINDER	25.380	F.QUARTARARO	18.794	M.BEZZECCHI	18.825	J.MILLER	28.137	10	F.DI GIANNAN	1'31.196	1'31.207	(8)
11	M.MARQUEZ	25.397	R.FERNANDEZ	18.797	F.BAGNAIA	18.829	F.BAGNAIA	28.157	11	J.MILLER	1'31.198	1'31.216	(9)
12	F.MORBIDELLI	25.406	L.MARINI	18.806	P.ESPARGARO	18.839	F.DI GIANNANTO	28.157	12	M.OLIVEIRA	1'31.199	1'31.199	(7)
13	F.DI GIANNANTO	25.413	M.MARQUEZ	18.814	J.ZARCO	18.859	R.FERNANDEZ	28.173	13	J.MIR	1'31.271	1'32.127	(19)
14	A.FERNANDEZ	25.438	F.DI GIANNANTO	18.839	F.MORBIDELLI	18.860	T.NAKAGAMI	28.177	14	P.ESPARGAR	1'31.276	1'31.276	(11)
15	J.MILLER	25.463	T.NAKAGAMI	18.853	L.MARINI	18.884	A.FERNANDEZ	28.177	15	L.MARINI	1'31.367	1'31.367	(12)
16	L.MARINI	25.467	J.MILLER	18.857	J.MIR	18.887	M.OLIVEIRA	28.193	16	F.MORBIDELLI	1'31.399	1'31.561	(15)
17	J.ZARCO	25.472	M.OLIVEIRA	18.882	T.NAKAGAMI	18.912	L.MARINI	28.210	17	R.FERNANDEZ	1'31.417	1'31.500	(14)
18	R.FERNANDEZ	25.498	F.MORBIDELLI	18.889	A.FERNANDEZ	18.928	F.MORBIDELLI	28.244	18	A.FERNANDEZ	1'31.546	1'31.806	(18)
19	E.BASTIANINI	25.513	A.RINS	18.993	R.FERNANDEZ	18.949	J.MIR	28.258	19	T.NAKAGAMI	1'31.570	1'31.655	(17)
20	T.NAKAGAMI	25.628	A.FERNANDEZ	19.003	A.RINS	19.127	E.BASTIANINI	28.472	20	E.BASTIANINI	1'31.835	1'32.208	(20)
21	A.RINS	25.780	P.ESPARGARO	19.010	E.BASTIANINI	19.149	A.RINS	28.472	21	A.RINS	1'32.372	1'32.426	(21)

These data/results cannot be reproduced, stored and/or transmitted in whole or in part by any manner of electronic, mechanical, photocopying, recording, broadcasting or otherwise now known or herein after developed without the previous express consent by the copyright owner, except for reproduction in daily press and regular printed publications on sale to the public within 60 days of the event related to those data/results and always provided that copyright symbol appears together as follows below.
© DORNA, 2023


Official MotoGP Timing by  TISSOT
www.motogp.com





4301 m.

PERTAMINA GRAND PRIX OF INDONESIA**Practice****Fastest Laps Sequence**

<i>Practice Time</i>	 <i>Rider</i>	<i>Nation</i>	<i>Motorcycle</i>	<i>Time</i>	<i>Km/h</i>	<i>Rider's Lap</i>
3'14.559	49 Fabio DI GIANNANTONI	ITA	DUCATI	1'33.362	165.8	2
4'46.745	49 Fabio DI GIANNANTONI	ITA	DUCATI	1'32.186	167.9	3
6'18.682	49 Fabio DI GIANNANTONI	ITA	DUCATI	1'31.937	168.4	4
10'09.931	41 Aleix ESPARGARO	SPA	APRILIA	1'31.466	169.2	6
11'49.884	12 Maverick VIÑALES	SPA	APRILIA	1'31.351	169.4	7
13'15.632	41 Aleix ESPARGARO	SPA	APRILIA	1'31.347	169.5	8
46'15.433	41 Aleix ESPARGARO	SPA	APRILIA	1'31.088	169.9	18
49'39.363	12 Maverick VIÑALES	SPA	APRILIA	1'30.853	170.4	20
49'52.231	72 Marco BEZZECCHI	ITA	DUCATI	1'30.644	170.8	20
58'16.850	41 Aleix ESPARGARO	SPA	APRILIA	1'30.474	171.1	22

These data/results cannot be reproduced, stored and/or transmitted in whole or in part by any manner of electronic, mechanical, photocopying, recording, broadcasting or otherwise now known or herein after developed without the previous express consent by the copyright owner, except for reproduction in daily press and regular printed publications on sale to the public within 60 days of the event related to those data/results and always provided that copyright symbol appears together as follows below.

© DORNA, 2023

Official MotoGP Timing by **TISSOT**
www.motogp.com

Lombok, Friday, October 13, 2023

