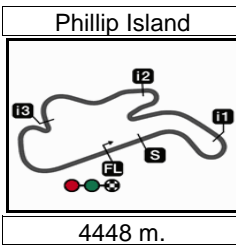



Practice
Classification

6



4448 m.

		Rider	Nation	Team	Motorcycle	Time	Lap Total	Gap	Top Speed
1	33	Brad BINDER	RSA	Red Bull KTM Factory Racing	KTM	1'27.943	23 25		347.3
2	43	Jack MILLER	AUS	Red Bull KTM Factory Racing	KTM	1'28.091	26 27	0.148 0.148	346.1
3	12	Maverick VIÑALES	SPA	Aprilia Racing	APRILIA	1'28.212	21 23	0.269 0.121	344.0
4	89	Jorge MARTIN	SPA	Prima Pramac Racing	DUCATI	1'28.222	26 26	0.279 0.010	347.3
5	44	PoI ESPARGARO	SPA	GASGAS Factory Racing Tech3	KTM	1'28.363	22 24	0.420 0.141	344.0
6	72	Marco BEZZECCHI	ITA	Mooney VR46 Racing Team	DUCATI	1'28.368	25 27	0.425 0.005	344.0
7	49	Fabio DI GIANNANTONIO	ITA	Gresini Racing MotoGP	DUCATI	1'28.452	24 27	0.509 0.084	345.0
8	23	Enea BASTIANINI	ITA	Ducati Lenovo Team	DUCATI	1'28.453	21 23	0.510 0.001	350.6
9	41	Aleix ESPARGARO	SPA	Aprilia Racing	APRILIA	1'28.456	19 21	0.513 0.003	340.7
10	5	Johann ZARCO	FRA	Prima Pramac Racing	DUCATI	1'28.456	20 25	0.513	345.0
11	1	Francesco BAGNAIA	ITA	Ducati Lenovo Team	DUCATI	1'28.642	24 25	0.699 0.186	345.0
12	42	Alex RINS	SPA	LCR Honda CASTROL	HONDA	1'28.644	22 24	0.701 0.002	341.8
13	37	Augusto FERNANDEZ	SPA	GASGAS Factory Racing Tech3	KTM	1'28.656	23 24	0.713 0.012	342.9
14	25	Raul FERNANDEZ	SPA	CryptoDATA RNF MotoGP Team	APRILIA	1'28.659	25 27	0.716 0.003	342.9
15	73	Alex MARQUEZ	SPA	Gresini Racing MotoGP	DUCATI	1'28.661	25 26	0.718 0.002	347.3
16	93	Marc MARQUEZ	SPA	Repsol Honda Team	HONDA	1'28.790	17 22	0.847 0.129	345.0
17	20	Fabio QUARTARARO	FRA	Monster Energy Yamaha MotoGP	YAMAHA	1'28.937	26 27	0.994 0.147	344.0
18	36	Joan MIR	SPA	Repsol Honda Team	HONDA	1'29.007	22 23	1.064 0.070	341.8
19	10	Luca MARINI	ITA	Mooney VR46 Racing Team	DUCATI	1'29.164	23 24	1.221 0.157	345.0
20	88	Miguel OLIVEIRA	POR	CryptoDATA RNF MotoGP Team	APRILIA	1'29.711	24 25	1.768 0.547	342.9
21	30	Takaaki NAKAGAMI	JPN	LCR Honda IDEMITSU	HONDA	1'29.750	22 27	1.807 0.039	341.8
22	21	Franco MORBIDELLI	ITA	Monster Energy Yamaha MotoGP	YAMAHA	1'29.908	20 21	1.965 0.158	344.0

Practice condition: Dry

Air: 24°

Humidity: 65%

Ground: 43°

Fastest Lap:	Lap: 23	Brad BINDER	1'27.943	182 Km/h
Best Race Lap:	2013	Marc MARQUEZ	1'28.108	181.7 Km/h
All Time Lap Record:	2022	Jorge MARTIN	1'27.767	182.4 Km/h

The results are provisional until the end of the limit for protest and appeals.

Time limit for protest expires 60' after publication of the results - Time:

These data/results cannot be reproduced, stored and/or transmitted in whole or in part by any manner of electronic, mechanical, photocopying, recording, broadcasting or otherwise now known or herein after developed without the previous express consent by the copyright owner, except for reproduction in daily press and regular printed publications on sale to the public within 60 days of the event related to those data/results and always provided that copyright symbol appears together as follows below.

© DORNA, 2023

Official MotoGP Timing by TISSOT
www.motogp.com

Phillip Island, Friday, October 20, 2023

*Rider**Nation**Motorcycle**Top 5 speeds**Average**Top*

<i>Rider</i>	<i>Nation</i>	<i>Motorcycle</i>	<i>Top 5 speeds</i>					<i>Average</i>	<i>Top</i>
23 Enea BASTIANINI	ITA	DUCATI	350.6	345.0	344.0	342.9	342.9	344.7	350.6
33 Brad BINDER	RSA	KTM	347.3	345.0	344.0	344.0	342.9	344.1	347.3
73 Alex MARQUEZ	SPA	DUCATI	347.3	345.0	344.0	344.0	342.9	344.4	347.3
89 Jorge MARTIN	SPA	DUCATI	347.3	345.0	345.0	344.0	344.0	344.8	347.3
43 Jack MILLER	AUS	KTM	346.1	345.0	344.0	341.8	341.8	342.7	346.1
1 Francesco BAGNAIA	ITA	DUCATI	345.0	344.0	344.0	344.0	342.9	344.0	345.0
5 Johann ZARCO	FRA	DUCATI	345.0	344.0	342.9	342.9	342.9	343.5	345.0
10 Luca MARINI	ITA	DUCATI	345.0	344.0	342.9	342.9	342.9	343.5	345.0
49 Fabio DI GIANNANTONIO	ITA	DUCATI	345.0	341.8	341.8	340.7	340.7	341.6	345.0
93 Marc MARQUEZ	SPA	HONDA	345.0	342.9	341.8	339.6	339.6	341.8	345.0
12 Maverick VIÑALES	SPA	APRILIA	344.0	344.0	342.9	341.8	340.7	342.4	344.0
20 Fabio QUARTARARO	FRA	YAMAHA	344.0	344.0	342.9	342.9	341.8	343.1	344.0
21 Franco MORBIDELLI	ITA	YAMAHA	344.0	342.9	341.8	341.8	340.7	341.6	344.0
44 Po ESPARGARO	SPA	KTM	344.0	344.0	344.0	342.9	342.9	343.5	344.0
72 Marco BEZZECCHI	ITA	DUCATI	344.0	342.9	342.9	342.9	342.9	343.1	344.0
25 Raul FERNANDEZ	SPA	APRILIA	342.9	341.8	340.7	340.7	340.7	341.4	342.9
37 Augusto FERNANDEZ	SPA	KTM	342.9	341.8	340.7	339.6	339.6	340.5	342.9
88 Miguel OLIVEIRA	POR	APRILIA	342.9	341.8	341.8	341.8	341.8	342.0	342.9
30 Takaaki NAKAGAMI	JPN	HONDA	341.8	341.8	341.8	340.7	340.7	341.4	341.8
36 Joan MIR	SPA	HONDA	341.8	341.8	340.7	339.6	338.6	340.2	341.8
42 Alex RINS	SPA	HONDA	341.8	341.8	339.6	339.6	338.6	340.0	341.8
41 Aleix ESPARGARO	SPA	APRILIA	340.7	340.7	340.7	340.7	340.7	340.7	340.7

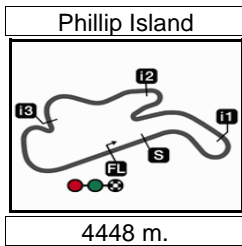
These data/results cannot be reproduced, stored and/or transmitted in whole or in part by any manner of electronic, mechanical, photocopying, recording, broadcasting or otherwise now known or herein after developed without the previous express consent by the copyright owner, except for reproduction in daily press and regular printed publications on sale to the public within 60 days of the event related to those data/results and always provided that copyright symbol appears together as follows below.

© DORNA, 2023

Official MotoGP Timing by **TISSOT**
www.motogp.com



Phillip Island, Friday, October 20, 2023



Results and timing service provided by TISSOT

MotoGP™

MotoGP™ GURU BY GRYFYN AUSTRALIAN MOTORCYCLE GR
Practice
Chronological Analysis of Performances

9

* Lap / Sector time cancelled T1 Time from finish line to 1st intermed. T3 Time from 2nd intermed. to 3rd intermed.
P Crossing the finish line in pit lane T2 Time from 1st intermed. to 2nd intermed. T4 Time from 3rd intermediate to finish line
**Tyre data subject to further updates

Lap	Lap Time	T1	T2	T3	T4	Speed	Lap	Lap Time	T1	T2	T3	T4	Speed		
1st	33	Brad BINDER		KTM		RSA	4	1'29.795	21.475	26.122	17.146	25.052	341.8		
		Red Bull KTM Factory Racing					5	1'29.658	21.287	26.026	17.352	24.993	344.0		
		Runs=4	Total laps=25	Full laps=18	Valid laps=18		6	1'46.944	P	25.252	37.696	21.405	22.591	322.5	
Run #	1	Front Tyre	Slick-Hard	Rear Tyre	Slick-Soft		Run #	2	Front Tyre	Slick-Hard	Rear Tyre	Slick-Soft			
		New Tyre		New Tyre					6 Laps at start		6 Laps at start				
1	2'23.056	33.883	34.476	26.504	26.079		7	1'46.637	35.413	27.788	17.963	25.473			
2	1'31.804	21.965	26.879	17.683	25.277	322.5	8	1'39.126	27.461	28.499	17.700	25.466	340.7		
3	1'30.160	21.497	26.263	17.381	25.019	332.3	9	1'30.271	21.487	26.227	17.270	25.287	339.6		
4	1'29.744	21.399	26.222	17.075	25.048	339.6	10	1'30.020	*	21.426	26.069	17.311*	25.214*	341.8	
5	1'29.365	21.239	26.082	17.106	24.938	341.8	11	1'30.134	21.384	26.127	17.272	25.351	340.7		
6	1'29.771	21.454	26.038	17.185	25.094	344.0	12	1'30.439	21.747	26.137	17.348	25.207	341.8		
7	1'29.755	21.251	26.074	17.290	25.140	341.8	13	1'30.413	21.448	26.245	17.406	25.314	340.7		
8	1'30.275	21.456	26.108	17.446	25.265	338.6	14	1'30.343	P	22.850	28.732	17.740	21.021	338.6	
9	1'32.974	P	23.370	27.440	17.991	24.173	326.3								
Run #	2	Front Tyre	Slick-Hard	Rear Tyre	Slick-Soft		Run #	3	Front Tyre	Slick-Hard	Rear Tyre	Slick-Soft			
		9 Laps at start		9 Laps at start					14 Laps at start		14 Laps at start				
10	1'52.305	36.341	31.908	17.962	26.094		15	1'44.550	33.746	27.514	17.779	25.511			
11	1'31.776	21.789	26.696	17.594	25.697	334.4	16	1'30.990	21.432	26.315	17.428	25.815	340.7		
12	1'30.457	21.409	26.260	17.439	25.349	342.9	17	1'30.835	21.450	26.339	17.403	25.643	340.7		
13	1'30.452	21.449	26.267	17.341	25.395	341.8	18	1'30.705	21.507	26.313	17.458	25.427	338.6		
14	1'30.399	21.490	26.167	17.484	25.258	339.6	19	1'27.139	P	21.496	26.457	17.555	21.631	341.8	
15	1'31.051	21.449	26.355	17.645	25.602	340.7									
16	1'30.896	21.431	26.321	17.623	25.521	337.5	Run #	4	Front Tyre	Slick-Hard	Rear Tyre	Slick-Soft			
17	1'35.113	P	23.403	30.708	18.274	22.728	340.7		19 Laps at start		New Tyre				
							20	1'44.575	34.016	27.494	17.856	25.209			
Run #	3	Front Tyre	Slick-Hard	Rear Tyre	Slick-Soft		21	1'28.995	21.191	25.893	17.044	24.867	341.8		
		New Tyre		New Tyre			22	1'28.778	21.252	25.696	17.014	24.816	341.8		
18	1'53.774	39.576	27.597	18.052	28.549		23	1'27.680	P	22.101	27.308	17.763	20.508	341.8	
19	1'35.178	21.357	31.289	17.500	25.032	341.8									
20	1'28.552	21.001	25.663	17.096	24.792	344.0	Run #	5	Front Tyre	Slick-Medium	Rear Tyre	Slick-Soft			
21	1'29.545	P	22.243	26.476	17.645	23.181	345.0		New Tyre		New Tyre				
							24	2'02.253	40.012	28.409	22.650	31.182			
Run #	4	Front Tyre	Slick-Hard	Rear Tyre	Slick-Soft		25	1'28.303	21.064	25.642	17.009	24.588	345.0		
		4 Laps at start		New Tyre			26	1'28.091	20.985	25.565	16.926	24.615	346.1		
22	1'52.203	33.166	34.290	19.212	25.535		27	1'41.688	30.798	27.214	18.089	25.587	332.3		
23	1'27.943	20.915	25.546	16.983	24.499	342.9									
24	1'44.782	20.952	34.293	17.413	32.124	342.9	3rd	12	Maverick VIÑALES		APRILIA		SPA		
25	1'34.386	21.000	30.377	17.861	25.148	347.3			Aprilia Racing		Runs=4		Total laps=23	Full laps=16	Valid laps=15
							Run #	1	Front Tyre	Slick-Medium	Rear Tyre	Slick-Medium			
									5 Laps at start		5 Laps at start				
							1	2'25.666	33.831	28.063	18.750	25.950			
							2	1'31.666	21.923	26.769	17.604	25.370	334.4		
							3	1'30.991	21.754	26.437	17.382	25.418	344.0		
							4	1'30.344	21.438	26.271	17.389	25.246	342.9		
							5	1'30.343	21.383	26.318	17.348	25.294	344.0		
							6	1'30.605	21.383	26.350	17.403	25.469	339.6		
							7	1'30.535	21.373	26.421	17.308	25.433	338.6		

2nd	43	Jack MILLER		KTM		AUS
		Red Bull KTM Factory Racing				
		Runs=5	Total laps=27	Full laps=18	Valid laps=17	
Run #	1	Front Tyre	Slick-Hard	Rear Tyre	Slick-Soft	
		New Tyre		New Tyre		
1	2'20.525	34.090	27.662	19.788	26.304	
2	1'32.106	22.342	26.531	17.508	25.725	334.4
3	1'30.151	21.497	26.047	17.280	25.327	341.8

Fastest Lap: Brad BINDER Red Bull KTM Factory RSA **1'27.943** 20.915 25.546 16.983 24.499

These data/results cannot be reproduced, stored and/or transmitted in whole or in part by any manner of electronic, mechanical, photocopying, recording, broadcasting or otherwise now known or herein after developed without the previous express consent by the copyright owner, except for reproduction in daily press and regular printed publications on sale to the public within 60 days of the event related to those data/results and always provided that copyright symbol appears together as follows below.
© DORNA, 2023



Practice

MotoGP

Lap	Lap Time		T1	T2	T3	T4	Speed	Lap	Lap Time		T1	T2	T3	T4	Speed	
8	1'26.767	P	21.328	26.359	17.304	21.776	338.6	22	1'25.902	P	21.019	25.612	16.997	22.274	344.0	
<i>Run #</i> 2	<i>Front Tyre</i>	<i>Slick-Hard</i>	<i>Rear Tyre</i>		<i>Slick-Soft</i>			<i>Run #</i> 5	<i>Front Tyre</i>	<i>Slick-Hard</i>	<i>Rear Tyre</i>		<i>Slick-Soft</i>			
		<i>New Tyre</i>	<i>New Tyre</i>						<i>3 Laps at start</i>			<i>New Tyre</i>				
9	1'43.873		34.212	26.795	17.562	25.304		23	1'44.471		31.286	26.147	17.393	29.645		
10	1'29.585	*	21.270	26.047	17.052*	25.216*	337.5	24	1'28.323		20.887	25.395	17.113	24.928	345.0	
11	1'29.419		21.140	26.023	17.036	25.220	336.5	25	1'33.618		25.389	26.145	17.287	24.797	345.0	
12	1'29.548		21.242	26.033	17.112	25.161	336.5	26	1'28.222		20.856	25.697	17.003	24.666	344.0	
13	1'29.418		21.178	26.024	17.058	25.158	337.5	5th 44 Poi ESPARGARO KTM SPA								
14	1'29.711		21.142	26.071	17.164	25.334	338.6	GASGAS Factory Racing Tech3								
15	1'29.642		21.203	26.021	17.182	25.236	337.5	Runs=5 Total laps=24 Full laps=15 Valid laps=14								
16	1'27.422	P	21.224	26.097	17.259	22.842	337.5	<i>Run #</i> 1	<i>Front Tyre</i>	<i>Slick-Hard</i>	<i>Rear Tyre</i>		<i>Slick-Soft</i>			
										<i>New Tyre</i>	<i>New Tyre</i>		<i>New Tyre</i>			
<i>Run #</i> 3	<i>Front Tyre</i>	<i>Slick-Hard</i>	<i>Rear Tyre</i>		<i>Slick-Soft</i>			1	2'12.945		33.804	30.826	19.658	25.948		
		<i>New Tyre</i>	<i>New Tyre</i>					2	1'42.368		22.105	31.175	18.511	30.577	335.4	
17	1'41.804		32.417	26.452	17.769	25.166		3	1'30.832		21.554	26.325	17.572	25.381	336.5	
18	1'28.649		21.032	25.778	16.934	24.905	340.7	4	1'29.785		21.277	26.208	17.188	25.112	342.9	
19	1'26.809	P	21.074	25.846	18.762	21.127	341.8	5	1'29.800		21.250	26.035	17.341	25.174	344.0	
<i>Run #</i> 4	<i>Front Tyre</i>	<i>Slick-Medium</i>	<i>Rear Tyre</i>		<i>Slick-Soft</i>			6	1'46.336	P	22.315	40.965	20.384	22.672	340.7	
		<i>New Tyre</i>	<i>New Tyre</i>					<i>Run #</i> 2	<i>Front Tyre</i>	<i>Slick-Hard</i>	<i>Rear Tyre</i>		<i>Slick-Soft</i>			
20	1'41.918		32.155	27.109	17.682	24.972			<i>6 Laps at start</i>			<i>6 Laps at start</i>				
21	1'28.212		21.013	25.723	16.771	24.705	339.6	7	1'45.323		33.238	28.118	18.092	25.875		
22	1'38.393		26.362	28.411	18.166	25.454	340.7	8	1'31.452		21.574	26.393	17.917	25.568	341.8	
23	1'35.509		24.433	27.977	17.890	25.209	339.6	9	1'30.550	*	21.386	26.214	17.468*	25.482*	344.0	
4th 89 Jorge MARTIN DUCATI SPA								10	1'36.482		21.586	30.838	18.293	25.765	341.8	
Prima Pramac Racing								11	1'30.876		21.477	26.361	17.577	25.461	341.8	
Runs=5 Total laps=26 Full laps=17 Valid laps=16								12	1'30.980		21.540	26.280	17.585	25.575	341.8	
<i>Run #</i> 1	<i>Front Tyre</i>	<i>Slick-Hard</i>	<i>Rear Tyre</i>		<i>Slick-Soft</i>			13	1'35.785	P	24.204	29.214	19.700	22.667	335.4	
		<i>3 Laps at start</i>		<i>3 Laps at start</i>				<i>Run #</i> 3	<i>Front Tyre</i>	<i>Slick-Hard</i>	<i>Rear Tyre</i>		<i>Slick-Soft</i>			
1	2'20.268		33.715	27.724	19.826	26.368			<i>13 Laps at start</i>			<i>13 Laps at start</i>				
2	1'40.798		21.881	32.724	19.612	26.581	333.4	14	1'46.634		32.229	27.769	18.214	28.422		
3	1'30.302		21.461	26.271	17.352	25.218	327.3	15	1'31.297		21.684	26.512	17.531	25.570	338.6	
4	1'29.812		21.194	26.337	17.274	25.007	347.3	16	1'27.406	P	21.489	26.439	17.494	21.984	340.7	
5	1'30.206		21.309	26.373	17.448	25.076	340.7	<i>Run #</i> 4	<i>Front Tyre</i>	<i>Slick-Hard</i>	<i>Rear Tyre</i>		<i>Slick-Soft</i>			
6	1'33.582		21.523	29.358	17.635	25.066	332.3			<i>New Tyre</i>	<i>New Tyre</i>		<i>New Tyre</i>			
7	1'28.136	P	21.288	26.043	17.409	23.396	342.9	17	1'52.805		38.744	27.563	18.268	28.230		
<i>Run #</i> 2	<i>Front Tyre</i>	<i>Slick-Hard</i>	<i>Rear Tyre</i>		<i>Slick-Soft</i>			18	1'36.150		21.602	31.537	17.725	25.286	336.5	
		<i>10 Laps at start</i>		<i>10 Laps at start</i>				19	1'29.282		21.113	25.861	17.232	25.076	344.0	
8	1'43.426		33.409	26.968	17.794	25.255		20	1'28.768	P	22.327	27.425	17.828	21.188	332.3	
9	1'30.333	*	21.467	26.074	17.430*	25.362*	339.6	<i>Run #</i> 5	<i>Front Tyre</i>	<i>Slick-Hard</i>	<i>Rear Tyre</i>		<i>Slick-Soft</i>			
10	1'30.023		21.396	26.052	17.417	25.158	340.7			<i>4 Laps at start</i>			<i>New Tyre</i>			
11	1'30.204		21.471	26.125	17.487	25.121	341.8	21	1'52.097		32.746	34.588	19.286	25.477		
12	1'35.676		23.842	28.114	18.411	25.309	344.0	22	1'28.363		21.019	25.639	16.914	24.791	342.9	
13	1'30.331		21.367	26.283	17.413	25.268	340.7	23	1'58.415		26.651	38.963	22.818	29.983	342.9	
14	1'30.183		21.372	26.151	17.396	25.264	341.8	24	1'49.437		27.393	32.273	21.999	27.772	260.4	
15	1'28.561	P	21.359	27.017	17.549	22.636	340.7	6th 72 Marco BEZZECCHI DUCATI ITA								
<i>Run #</i> 3	<i>Front Tyre</i>	<i>Slick-Hard</i>	<i>Rear Tyre</i>		<i>Slick-Medium</i>			Mooney VR46 Racing Team								
		<i>18 Laps at start</i>		<i>16 Laps at start</i>				Runs=4 Total laps=27 Full laps=20 Valid laps=20								
16	1'43.810		32.606	27.709	18.102	25.393		<i>Run #</i> 1	<i>Front Tyre</i>	<i>Slick-Medium</i>	<i>Rear Tyre</i>		<i>Slick-Soft</i>			
17	1'30.486		21.559	26.246	17.463	25.218	340.7			<i>New Tyre</i>	<i>New Tyre</i>		<i>New Tyre</i>			
18	1'29.936		21.355	25.976	17.352	25.253	341.8	1	2'21.042		35.393	35.753	24.313	26.704		
19	1'33.122	P	22.904	28.023	19.164	23.031	344.0	2	1'32.266		22.306	27.286	17.528	25.146	326.3	
<i>Run #</i> 4	<i>Front Tyre</i>	<i>Slick-Hard</i>	<i>Rear Tyre</i>		<i>Slick-Soft</i>			3	1'30.240		21.590	26.291	17.208	25.151	335.4	
		<i>New Tyre</i>	<i>New Tyre</i>					4	1'29.959		21.515	26.152	17.215	25.077	340.7	
20	1'41.804		32.333	26.714	17.638	25.119		5	1'29.651		21.382	26.027	17.245	24.997	344.0	
21	1'28.299		21.183	25.507	16.947	24.662	341.8									

Fastest Lap: Brad BINDER Red Bull KTM Factory RSA **1'27.943** 20.915 25.546 16.983 24.499

These data/results cannot be reproduced, stored and/or transmitted in whole or in part by any manner of electronic, mechanical, photocopying, recording, broadcasting or otherwise now known or herein after developed without the previous express consent by the copyright owner, except for reproduction in daily press and regular printed publications on sale to the public within 60 days of the event related to those data/results and always provided that copyright symbol appears together as follows below.
© DORNA, 2023



Practice

MotoGP

Lap	Lap Time	T1	T2	T3	T4	Speed	Lap	Lap Time	T1	T2	T3	T4	Speed
6	1'31.617	21.497	26.139	18.017	25.964	341.8	18	1'31.954 P	22.769	27.628	18.759	22.798	338.6
7	1'30.115	21.407	26.156	17.346	25.206	340.7	Run # 4 Front Tyre Slick-Hard Rear Tyre Slick-Soft						
8	1'29.714	21.298	26.026	17.296	25.094	342.9	5 Laps at start New Tyre						
9	1'30.881	21.643	26.232	17.544	25.462	337.5	19	1'42.460	32.804	26.766	17.634	25.256	
10	1'36.439 P	26.417	29.669	17.903	22.450	339.6	20	1'28.910	21.069	25.772	17.046	25.023	340.7
Run # 2 Front Tyre Slick-Hard Rear Tyre Slick-Soft													
New Tyre						10 Laps at start							
11	1'46.760	34.575	27.994	18.104	26.087		Run # 5 Front Tyre Slick-Hard Rear Tyre Slick-Soft						
12	1'34.188	22.167	26.992	17.767	27.262	338.6	New Tyre New Tyre						
13	1'30.683	21.343	26.321	17.425	25.594	341.8	23	1'42.569	33.388	26.568	17.494	25.119	
14	1'30.623	21.455	26.394	17.434	25.340	339.6	24	1'28.452	21.038	25.689	16.962	24.763	338.6
15	1'30.520	21.383	26.341	17.411	25.385	341.8	25	1'32.879	21.108	25.857	20.473	25.441	339.6
16	1'30.733	21.356	26.375	17.583	25.419	340.7	26	1'28.639	20.965	25.760	17.046	24.868	340.7
17	1'30.963	21.426	26.462	17.459	25.616	340.7	27	1'37.650	21.173	31.757	18.900	25.820	341.8
18	1'31.591 P	22.404	26.544	18.012	24.631	339.6	8th 23 Enea BASTIANINI DUCATI ITA						
Run # 3 Front Tyre Slick-Hard Rear Tyre Slick-Soft						Ducati Lenovo Team							
New Tyre						Runs=4 Total laps=23 Full laps=16 Valid laps=16							
New Tyre													
19	1'49.153	36.640	29.036	18.112	25.365		Run # 1 Front Tyre Slick-Hard Rear Tyre Slick-Medium						
20	1'30.544	21.512	26.103	17.675	25.254	339.6	New Tyre New Tyre						
21	1'29.078	21.222	25.772	17.154	24.930	340.7	1	2'16.973	34.218	28.443	18.689	25.764	
22	1'28.981	21.233	25.784	17.096	24.868	342.9	2	1'32.155	22.171	26.727	17.815	25.442	320.5
23	1'27.917 P	21.732	26.708	17.812	21.665	341.8	3	1'41.461	26.797	30.770	18.327	25.567	330.3
Run # 4 Front Tyre Slick-Hard Rear Tyre Slick-Soft													
5 Laps at start						New Tyre							
24	1'44.649	34.017	27.746	17.628	25.258		4	1'33.040	21.623	28.574	17.589	25.254	342.9
25	1'28.368	21.045	25.579	17.101	24.643	342.9	5	1'30.155	21.328	26.335	17.374	25.118	344.0
26	1'31.272	21.135	25.632	17.162	27.343	342.9	6	1'32.039	21.440	26.515	17.406	26.678	345.0
27	1'35.607	22.409	29.115	18.506	25.577	341.8	7	1'29.357 P	21.533	26.282	17.357	24.185	341.8
Run # 4 Front Tyre Slick-Hard Rear Tyre Slick-Soft						Run # 2 Front Tyre Slick-Hard Rear Tyre Slick-Medium							
5 Laps at start						7 Laps at start							
New Tyre						7 Laps at start							
24	1'44.649	34.017	27.746	17.628	25.258		8	1'48.922	36.734	28.687	17.813	25.688	
25	1'28.368	21.045	25.579	17.101	24.643	342.9	9	1'31.052	21.785	26.505	17.521	25.241	339.6
26	1'31.272	21.135	25.632	17.162	27.343	342.9	10	1'30.335	21.377	26.350	17.417	25.191	342.9
27	1'35.607	22.409	29.115	18.506	25.577	341.8	11	1'32.398	21.692	27.016	17.969	25.721	342.9
7th 49 Fabio DI GIANNANTONI DUCATI ITA													
Gresini Racing MotoGP													
Runs=5 Total laps=27 Full laps=18 Valid laps=18													
Run # 1 Front Tyre Slick-Medium Rear Tyre Slick-Soft													
New Tyre													
New Tyre													
1	2'21.185	33.721	27.603	19.375	26.558		12	1'30.581	21.417	26.343	17.489	25.332	339.6
2	1'40.874	21.850	30.079	21.685	27.260	323.4	13	1'35.508	23.024	27.777	17.785	26.922	339.6
3	1'29.828	21.474	26.167	17.312	24.875	335.4	14	1'28.419 P	21.558	26.431	17.593	22.837	339.6
4	1'30.124	21.342	26.230	17.375	25.177	337.5	Run # 3 Front Tyre Slick-Hard Rear Tyre Slick-Soft						
5	1'30.067	21.459	26.296	17.246	25.066	335.4	New Tyre New Tyre						
6	1'29.953	21.265	26.319	17.266	25.103	345.0	15	1'45.011	34.119	27.693	17.876	25.323	
7	1'30.001	21.370	26.222	17.274	25.135	338.6	16	1'29.981	21.441	26.262	17.237	25.041	339.6
8	1'34.927 P	23.535	28.582	18.820	23.990	330.3	17	1'30.907	21.262	26.041	17.363	26.241	340.7
Run # 2 Front Tyre Slick-Medium Rear Tyre Slick-Soft						18 1'29.583							
8 Laps at start						8 Laps at start							
9	1'45.336 *	34.656	27.045	17.783*	25.852*		19	1'29.194 P	22.579	27.022	17.950	21.643	337.5
10	1'30.442	21.510	26.218	17.419	25.295	336.5	Run # 4 Front Tyre Slick-Hard Rear Tyre Slick-Soft						
11	1'30.170	21.296	26.096	17.331	25.447	337.5	5 Laps at start						
12	1'30.229	21.395	26.087	17.441	25.306	336.5	New Tyre						
13	1'32.597 P	22.848	28.217	18.329	23.203	336.5	20	1'55.911	36.531	27.723	22.002	29.655	
Run # 3 Front Tyre Slick-Hard Rear Tyre Slick-Medium						21 1'28.453							
New Tyre						21.034 25.827 17.067 24.525 350.6							
New Tyre						22 1'32.821							
14	1'44.131	33.765	27.184	17.893	25.289		21.003						
15	1'29.757	21.386	26.037	17.332	25.002	338.6	29.164 17.724 24.930 340.7						
16	1'29.461	21.270	25.914	17.225	25.052	338.6	23 1'30.529						
17	1'29.359	21.150	25.888	17.302	25.019	340.7	21.074 25.960 17.922 25.573 341.8						
9th 41 Aleix ESPARGARO APRILIA SPA													
Aprilia Racing						Runs=4 Total laps=21 Full laps=14 Valid laps=14							
Run # 1 Front Tyre Slick-Hard Rear Tyre Slick-Medium													
New Tyre													
New Tyre													
1	2'28.765	33.148	27.620	18.186	25.935								

Fastest Lap: Brad BINDER Red Bull KTM Factory RSA **1'27.943** 20.915 25.546 16.983 24.499

These data/results cannot be reproduced, stored and/or transmitted in whole or in part by any manner of electronic, mechanical, photocopying, recording, broadcasting or otherwise now known or herein after developed without the previous express consent by the copyright owner, except for reproduction in daily press and regular printed publications on sale to the public within 60 days of the event related to those data/results and always provided that copyright symbol appears together as follows below.
© DORNA, 2023



Practice

MotoGP

Lap	Lap Time	T1	T2	T3	T4	Speed	Lap	Lap Time	T1	T2	T3	T4	Speed	
2	1'31.672	21.787	26.626	17.728	25.531	331.3	Run # 4	Front Tyre Slick-Medium	Rear Tyre Slick-Soft					
3	1'30.896	21.513	26.502	17.477	25.404	338.6	4 Laps at start			New Tyre				
4	1'30.673	21.384	26.609	17.405	25.275	340.7	19	1'41.421	32.436	26.448	17.359	25.178		
5	1'30.032	21.327	26.199	17.289	25.217	340.7	20	1'28.456	21.055	25.603	16.973	24.825	341.8	
6	1'31.668 P	21.621	29.281	18.369	22.397	340.7	21	1'38.866 P	28.093	29.548	18.543	22.682	338.6	
Run # 2	Front Tyre Slick-Hard	Rear Tyre Slick-Medium					Run # 5	Front Tyre Slick-Medium	Rear Tyre Slick-Soft					
6 Laps at start		6 Laps at start						7 Laps at start		New Tyre				
7	1'44.655	33.815	27.402	17.749	25.689		22	1'46.161	31.511	26.442	17.441	30.767		
8	1'30.734	21.425	26.320	17.559	25.430	333.4	23	1'30.919	21.082	25.673	18.139	26.025	345.0	
9	1'30.660	21.576	26.229	17.491	25.364	335.4	24	1'28.735	20.912	25.769	17.041	25.013	341.8	
10	1'30.551	21.309	26.348	17.477	25.417	336.5	25	2'03.575	34.224	34.965	24.661	29.725	341.8	
11	1'30.225	21.276	26.162	17.355	25.432	334.4	11th 1 Francesco BAGNAIA						DUCATI	ITA
12	1'30.329	21.366	26.225	17.332	25.406	335.4	Ducati Lenovo Team							
13	1'33.470 P	23.817	28.798	17.714	23.141	332.3	Runs=5 Total laps=25 Full laps=16 Valid laps=16							
Run # 3	Front Tyre Slick-Medium	Rear Tyre Slick-Soft					Run # 1	Front Tyre Slick-Hard	Rear Tyre Slick-Medium					
New Tyre		New Tyre						New Tyre		New Tyre				
14	1'42.481	33.199	26.649	17.502	25.131		1	2'37.368	35.099	28.132	20.102	26.226		
15	1'28.841	21.091	25.760	17.066	24.924	339.6	2	1'31.709	21.804	26.758	17.748	25.399	333.4	
16	1'28.707	20.928	25.706	17.063	25.010	339.6	3	1'31.148	21.800	26.388	17.557	25.403	331.3	
17	1'32.211 P	22.919	28.225	18.671	22.396	334.4	4	1'30.269	21.544	26.183	17.300	25.242	341.8	
Run # 4	Front Tyre Slick-Hard	Rear Tyre Slick-Soft					5	1'30.211	21.509	26.110	17.342	25.250	344.0	
New Tyre		New Tyre						6	1'30.568 P	21.363	26.916	19.798	22.491	344.0
18	1'43.485	31.936	27.690	18.187	25.672		Run # 2	Front Tyre Slick-Hard	Rear Tyre Slick-Medium					
19	1'28.456	20.996	25.705	16.977	24.778	340.7	6 Laps at start		6 Laps at start					
20	1'28.485	20.891	25.702	17.015	24.877	340.7	7	1'44.906	34.254	27.288	17.883	25.481		
21	1'28.789	20.942	25.773	17.110	24.964	336.5	8	1'30.340	21.423	26.188	17.416	25.313	341.8	
10th 5 Johann ZARCO						DUCATI	FRA	9	1'31.053	21.329	26.172	17.527	26.025	344.0
Prima Pramac Racing								10	1'30.993	21.625	26.328	17.569	25.471	341.8
Runs=5 Total laps=25 Full laps=16 Valid laps=16								11	1'30.188	21.393	26.087	17.405	25.303	342.9
Run # 1	Front Tyre Slick-Hard	Rear Tyre Slick-Medium				12	1'31.503 P	23.697	27.772	18.178	21.856	345.0		
New Tyre		New Tyre					Run # 3	Front Tyre Slick-Hard	Rear Tyre Slick-Medium					
1	2'36.797	33.855	28.575	18.464	26.019		12 Laps at start		12 Laps at start					
2	1'32.130	22.009	26.962	17.719	25.440	330.3	13	1'45.647	34.532	27.586	17.874	25.655		
3	1'30.576	21.670	26.359	17.362	25.185	339.6	14	1'30.854	21.680	26.220	17.496	25.458	340.7	
4	1'30.100	21.312	26.295	17.314	25.179	340.7	15	1'30.586	21.465	26.204	17.466	25.451	341.8	
5	1'30.093	21.241	26.336	17.312	25.204	341.8	16	1'30.677	21.538	26.173	17.504	25.462	340.7	
6	1'28.299 P	21.298	26.541	17.891	22.569	344.0	17	1'30.968 P	22.508	27.810	18.604	22.046	338.6	
Run # 2	Front Tyre Slick-Hard	Rear Tyre Slick-Medium				Run # 4	Front Tyre Slick-Hard	Rear Tyre Slick-Soft						
6 Laps at start		6 Laps at start					New Tyre		New Tyre					
7	1'44.857	33.864	27.511	17.932	25.550		18	1'44.089	34.025	27.028	17.717	25.319		
8	1'32.290	21.575	27.864	17.469	25.382	338.6	19	1'29.242	21.285	25.850	17.165	24.942	341.8	
9	1'30.353	21.406	26.292	17.375	25.280	339.6	20	1'29.266	21.275	25.790	17.125	25.076	341.8	
10	1'34.160	21.745	26.694	20.070	25.651	339.6	21	1'29.092 P	22.107	27.145	18.251	21.589	341.8	
11	1'30.245	21.432	26.251	17.353	25.209	342.9	Run # 5	Front Tyre Slick-Hard	Rear Tyre Slick-Soft					
12	1'30.791	21.568	26.334	17.357	25.532	335.4	4 Laps at start		New Tyre					
13	1'29.962	21.309	26.087	17.319	25.247	342.9	22	1'47.844	33.457	27.256	17.690	29.441		
14	1'41.503 P	28.502	31.017	19.936	22.048	341.8	23	1'29.220	21.218	25.758	17.183	25.061	339.6	
Run # 3	Front Tyre Slick-Medium	Rear Tyre Slick-Soft				24	1'28.642	20.993	25.737	17.121	24.791	341.8		
New Tyre		New Tyre					25	1'54.723	29.019	38.653	20.082	26.969	339.6	
15	1'46.898	34.574	29.476	17.592	25.256									
16	1'29.266	21.189	26.028	17.194	24.855	342.9								
17	1'33.149	21.645	26.263	17.803	27.438	330.3								
18	1'29.709 P	21.843	27.034	18.294	22.538	339.6								

Fastest Lap: Brad BINDER Red Bull KTM Factory RSA **1'27.943** 20.915 25.546 16.983 24.499

These data/results cannot be reproduced, stored and/or transmitted in whole or in part by any manner of electronic, mechanical, photocopying, recording, broadcasting or otherwise now known or herein after developed without the previous express consent by the copyright owner, except for reproduction in daily press and regular printed publications on sale to the public within 60 days of the event related to those data/results and always provided that copyright symbol appears together as follows below.
© DORNA, 2023

Official MotoGP Timing by TISSOT
www.motogp.com

Phillip Island, Friday, October 20, 2023

Page 4 of 8



Practice

MotoGP

Lap	Lap Time	T1	T2	T3	T4	Speed	Lap	Lap Time	T1	T2	T3	T4	Speed						
12th	42	Alex RINS				HONDA	SPA	11	1'53.275	36.927	31.859	18.619	25.870						
		LCR Honda CASTROL						12	1'30.723	21.662	26.303	17.430	25.328	334.4					
		Runs=5	Total laps=24	Full laps=15	Valid laps=15		13	1'30.406	21.428	26.205	17.500	25.273	339.6						
<i>Run #</i>	<i>1</i>	<i>Front Tyre</i>	<i>Slick-Hard</i>	<i>Rear Tyre</i>	<i>Slick-Soft</i>		14	1'30.548	21.452	26.201	17.462	25.433	337.5						
		New Tyre		New Tyre			15	1'30.799	21.477	26.243	17.610	25.469	337.5						
1	2'09.468	35.030	29.673	18.727	26.632		16	1'32.726 P	21.565	31.126	18.344	21.691	334.4						
2	1'36.320	22.090	26.862	18.526	28.842	330.3	<i>Run #</i>	<i>3</i>	<i>Front Tyre</i>	<i>Slick-Medium</i>	<i>Rear Tyre</i>	<i>Slick-Soft</i>							
3	1'43.918	21.885	38.776	17.872	25.385	335.4			New Tyre		New Tyre								
4	1'34.686	21.933	29.827	17.696	25.230	337.5	17	1'47.862	37.192	27.524	17.682	25.464							
5	1'30.305	21.441	26.362	17.386	25.116	337.5	18	1'29.480	21.266	25.897	17.415	24.902	339.6						
6	1'37.119 P	21.368	33.994	19.011	22.746	339.6	19	1'29.228	21.148	25.874	17.156	25.050	340.7						
<i>Run #</i>	<i>2</i>	<i>Front Tyre</i>	<i>Slick-Medium</i>	<i>Rear Tyre</i>	<i>Slick-Soft</i>		20	1'32.163 P	21.197	28.010	19.972	22.984	339.6						
		12 Laps at start			6 Laps at start		<i>Run #</i>	<i>4</i>	<i>Front Tyre</i>	<i>Slick-Medium</i>	<i>Rear Tyre</i>	<i>Slick-Soft</i>							
7	1'47.360	35.735	27.761	17.930	25.934			4 Laps at start				New Tyre							
8	1'30.713	21.523	26.527	17.422	25.241	336.5	21	1'54.571	33.331	28.621	26.907	25.712							
9	1'30.301	21.345	26.284	17.482	25.190	337.5	22	1'28.674	21.066	25.909	17.058	24.641	341.8						
10	1'30.271	21.320	26.292	17.396	25.263	337.5	23	1'28.656	20.994	25.744	17.226	24.692	342.9						
11	1'34.952 P	24.609	28.528	18.227	23.588	338.6	24	1'46.862	21.131	29.816	23.050	32.865	337.5						
<i>Run #</i>	<i>3</i>	<i>Front Tyre</i>	<i>Slick-Medium</i>	<i>Rear Tyre</i>	<i>Slick-Soft</i>		14th						25	Raul FERNANDEZ	APRILIA	SPA			
		17 Laps at start			11 Laps at start			CryptoDATA RNF MotoGP Team											
12	1'46.100	35.743	27.030	17.846	25.481			Runs=5 Total laps=27 Full laps=18 Valid laps=18											
13	1'31.448	21.397	26.543	17.967	25.541	336.5	<i>Run #</i>	<i>1</i>	<i>Front Tyre</i>	<i>Slick-Hard</i>	<i>Rear Tyre</i>	<i>Slick-Medium</i>							
14	1'30.430	21.329	26.301	17.517	25.283	339.6			New Tyre		New Tyre								
15	1'35.623 P	21.361	26.418	18.544	29.300	337.5	1	2'29.453	33.623	27.403	18.495	26.082							
<i>Run #</i>	<i>4</i>	<i>Front Tyre</i>	<i>Slick-Medium</i>	<i>Rear Tyre</i>	<i>Slick-Soft</i>		2	1'31.391	21.765	26.712	17.597	25.317	322.5						
		New Tyre		New Tyre			3	1'30.875	21.544	26.539	17.396	25.396	325.4						
16	1'46.368	34.519	28.070	18.262	25.517		4	1'31.188	21.603	26.824	17.491	25.270	331.3						
17	1'39.215	25.272	28.154	18.306	27.483	338.6	5	1'30.314	21.423	26.363	17.406	25.122	329.3						
18	1'32.022	21.946	26.940	17.706	25.430	335.4	6	1'32.941	21.395	26.671	17.399	27.476	333.4						
19	1'29.787	21.326	26.148	17.219	25.094	335.4	7	1'30.200 P	21.496	26.419	18.972	23.313	333.4						
20	1'32.173 P	23.264	28.398	18.130	22.381	336.5	<i>Run #</i>	<i>2</i>	<i>Front Tyre</i>	<i>Slick-Medium</i>	<i>Rear Tyre</i>	<i>Slick-Soft</i>							
<i>Run #</i>	<i>5</i>	<i>Front Tyre</i>	<i>Slick-Medium</i>	<i>Rear Tyre</i>	<i>Slick-Soft</i>			10 Laps at start				New Tyre							
		5 Laps at start			New Tyre		8	1'44.273	33.786	26.947	17.821	25.719							
21	1'41.970	32.155	27.121	17.747	24.947		9	1'30.329	21.650	26.160	17.310	25.209	334.4						
22	1'28.644	20.981	25.905	17.090	24.668	341.8	10	1'30.037	21.568	26.193	17.221	25.055	337.5						
23	1'37.825	26.314	28.112	18.085	25.314	341.8	11	1'30.194	21.467	26.131	17.348	25.248	335.4						
24	1'36.505	21.329	29.432	19.908	25.836	336.5	12	1'30.053	21.471	26.163	17.269	25.150	336.5						
13th							37		Augusto FERNANDEZ				KTM	SPA					
GASGAS Factory Racing Tech3							Runs=4 Total laps=24 Full laps=17 Valid laps=17												
<i>Run #</i>	<i>1</i>	<i>Front Tyre</i>	<i>Slick-Hard</i>	<i>Rear Tyre</i>	<i>Slick-Soft</i>		<i>Run #</i>	<i>3</i>	<i>Front Tyre</i>	<i>Slick-Medium</i>	<i>Rear Tyre</i>	<i>Slick-Soft</i>							
		New Tyre		New Tyre				18 Laps at start				8 Laps at start							
1	2'23.897	35.185	35.089	27.249	25.690		16	1'45.957	33.473	27.087	17.861	27.536							
2	1'31.843	22.040	26.762	17.736	25.305	315.0	17	1'33.981	21.637	29.013	17.633	25.698	331.3						
3	1'30.499	21.549	26.215	17.457	25.278	320.5	18	1'30.902	21.588	26.428	17.470	25.416	332.3						
4	1'34.399	21.495	28.790	18.629	25.485	325.4	19	1'28.296 P	21.835	26.339	17.619	22.503	326.3						
5	1'30.602	21.549	26.494	17.427	25.132	331.3	<i>Run #</i>	<i>4</i>	<i>Front Tyre</i>	<i>Slick-Medium</i>	<i>Rear Tyre</i>	<i>Slick-Soft</i>							
6	1'30.553	21.464	26.557	17.409	25.123	335.4			New Tyre		New Tyre								
7	1'30.028	21.425	26.151	17.355	25.097	337.5	20	1'47.625	31.765	27.843	18.728	29.289							
8	1'30.961	21.491	26.177	17.573	25.720	339.6	21	1'29.187	21.319	25.879	17.120	24.869	340.7						
9	1'30.249	21.397	26.227	17.360	25.265	335.4	22	1'28.879	21.185	25.873	17.031	24.790	340.7						
10	1'26.532 P	21.452	26.300	17.434	21.346	336.5	23	1'32.583 P	23.966	29.109	17.524	21.984	333.4						
<i>Run #</i>	<i>2</i>	<i>Front Tyre</i>	<i>Slick-Medium</i>	<i>Rear Tyre</i>	<i>Slick-Soft</i>		Fastest Lap: Brad BINDER						Red Bull KTM Factory	RSA	1'27.943	20.915	25.546	16.983	24.499
		5 Laps at start			10 Laps at start		These data/results cannot be reproduced, stored and/or transmitted in whole or in part by any manner of electronic, mechanical, photocopying, recording, broadcasting or otherwise now known or herein after developed without the previous express consent by the copyright owner, except for reproduction in daily press and regular printed publications on sale to the public within 60 days of the event related to those data/results and always provided that copyright symbol appears together as follows below.												

Fastest Lap: Brad BINDER Red Bull KTM Factory RSA **1'27.943** 20.915 25.546 16.983 24.499

These data/results cannot be reproduced, stored and/or transmitted in whole or in part by any manner of electronic, mechanical, photocopying, recording, broadcasting or otherwise now known or herein after developed without the previous express consent by the copyright owner, except for reproduction in daily press and regular printed publications on sale to the public within 60 days of the event related to those data/results and always provided that copyright symbol appears together as follows below.
© DORNA, 2023

Official MotoGP Timing by TISSOT
www.motogp.com

Phillip Island, Friday, October 20, 2023

Page 5 of 8



Practice

MotoGP

Lap	Lap Time	T1	T2	T3	T4	Speed	Lap	Lap Time	T1	T2	T3	T4	Speed
Run # 5	Front Tyre Slick-Medium		Rear Tyre Slick-Soft		New Tyre		Run # 2	Front Tyre Slick-Hard		Rear Tyre Slick-Soft		New Tyre	
4 Laps at start													
24	1'58.778	32.003	36.457	25.135	25.183		7	1'47.081	34.450	28.096	18.207	26.328	
25	1'28.659	21.073	25.757	17.018	24.811	341.8	8	1'32.255	21.928	26.871	17.964	25.492	336.5
26	1'43.455	21.351	29.126	17.384	35.594	340.7	9	1'30.735	21.500	26.220	17.549	25.466	337.5
27	1'30.874	20.983	25.842	18.574	25.475	342.9	10	8'31.208 P	21.479	26.112	17.468	7'26.149	337.5

15th 73 Alex MARQUEZ DUCATI SPA
Gresini Racing MotoGP

Runs=4 Total laps=26 Full laps=19 Valid laps=19

Run #	1	Front Tyre	Slick-Hard	Rear Tyre	Slick-Soft	Speed
New Tyre						
1	2'03.054	34.568	28.441	18.519	26.398	
2	1'32.167	22.041	26.816	17.831	25.479	337.5
3	1'30.209	21.480	26.153	17.456	25.120	338.6
4	1'30.205	21.474	26.160	17.454	25.117	338.6
5	1'29.819	21.270	26.082	17.372	25.095	340.7
6	1'30.092	21.376	26.211	17.386	25.119	339.6
7	1'32.496	21.473	26.373	18.179	26.471	339.6
8	1'30.722	21.417	26.421	17.458	25.426	340.7
9	1'30.763	21.469	26.307	17.485	25.502	339.6
10	1'30.322	21.318	26.311	17.452	25.241	339.6
11	1'31.989 P	22.861	27.447	18.389	23.292	332.3

Run #	2	Front Tyre	Slick-Hard	Rear Tyre	Slick-Medium	Speed
11 Laps at start						
12	1'51.965	34.540	31.531	18.245	27.649	
13	1'31.820	21.789	27.199	17.539	25.293	342.9
14	1'30.453	21.361	26.410	17.529	25.153	342.9
15	1'30.132	21.308	26.180	17.470	25.174	341.8
16	1'30.390	21.413	26.157	17.535	25.285	341.8
17	1'30.144	21.419	26.148	17.415	25.162	340.7
18	1'31.591 P	21.364	29.141	18.895	22.191	340.7

Run #	3	Front Tyre	Slick-Medium	Rear Tyre	Slick-Soft	Speed
New Tyre						
19	1'49.878	33.372	28.521	18.569	29.416	
20	1'29.304	21.219	25.883	17.239	24.963	345.0
21	1'28.683	21.090	25.741	17.069	24.783	341.8
22	1'35.042 P	24.243	30.658	18.137	22.004	339.6

Run #	4	Front Tyre	Slick-Medium	Rear Tyre	Slick-Soft	Speed
4 Laps at start						
23	1'53.622	36.275	28.483	18.195	30.669	
24	1'28.751	21.071	25.734	17.145	24.801	347.3
25	1'28.661	21.106	25.761	17.153	24.641	344.0
26	1'33.437	21.085	29.512	17.635	25.205	344.0

16th 93 Marc MARQUEZ HONDA SPA
Repsol Honda Team

Runs=5 Total laps=22 Full laps=13 Valid laps=13

Run #	1	Front Tyre	Slick-Hard	Rear Tyre	Slick-Soft	Speed
New Tyre						
1	2'12.268	34.227	28.934	18.382	25.966	
2	1'32.398	21.960	26.848	17.890	25.700	337.5
3	1'33.709	23.399	27.133	17.706	25.471	337.5
4	1'30.206	21.463	26.097	17.306	25.340	336.5
5	1'30.103	21.358	26.073	17.338	25.334	339.6
6	1'31.289 P	22.269	28.664	18.246	22.110	336.5

Run # 3 Front Tyre Slick-Hard Rear Tyre Slick-Soft
10 Laps at start

11	1'46.600	35.206	28.047	17.804	25.543	
12	1'31.026	21.522	26.386	17.486	25.632	339.6
13	1'33.092	21.704	27.031	18.177	26.180	338.6
14	1'34.641	22.183	27.639	18.491	26.328	337.5
15	1'29.737 P	22.102	27.093	17.838	22.704	335.4

Run # 4 Front Tyre Slick-Hard Rear Tyre Slick-Soft
New Tyre

16	1'41.863	32.196	26.781	17.655	25.231	
17	1'28.790	21.130	25.613	17.020	25.027	341.8
18	1'35.417 P	28.375	27.635	18.157	21.250	335.4

Run # 5 Front Tyre Slick-Hard Rear Tyre Slick-Soft
3 Laps at start

19	1'49.204	36.179	26.013	17.413	29.599	
20	1'30.282	21.018	25.689	17.271	26.304	345.0
21	1'28.989	21.094	25.734	17.135	25.026	342.9
22	1'52.056	33.658	31.023	20.103	27.272	338.6

17th 20 Fabio QUARTARARO YAMAHA FRA
Monster Energy Yamaha MotoGP

Runs=4 Total laps=27 Full laps=20 Valid laps=20

Run #	1	Front Tyre	Slick-Hard	Rear Tyre	Slick-Medium	Speed
New Tyre						
1	2'58.823	34.319	28.459	18.368	26.275	
2	1'31.461	22.067	26.489	17.576	25.329	335.4
3	1'30.670	21.724	26.310	17.411	25.225	336.5
4	1'30.279	21.524	26.242	17.321	25.192	339.6
5	1'30.399	21.630	26.148	17.368	25.253	337.5
6	1'30.243	21.484	26.157	17.359	25.243	337.5
7	1'30.357	21.497	26.156	17.381	25.323	339.6
8	1'30.297	21.500	26.170	17.367	25.260	339.6
9	1'33.862	21.535	26.219	20.304	25.804	337.5
10	1'30.339	21.472	26.173	17.368	25.326	337.5
11	1'30.668	21.665	26.254	17.357	25.392	336.5
12	1'30.599	21.528	26.223	17.465	25.383	337.5
13	1'31.556 P	21.514	26.307	17.480*	26.255	337.5

Run # 2 Front Tyre Slick-Hard Rear Tyre Slick-Soft
13 Laps at start

14	1'43.245	33.549	26.701	17.572	25.423	
15	1'29.844	21.590	25.945	17.340	24.969	341.8
16	1'29.602	21.417	25.923	17.228	25.034	340.7
17	1'29.637	21.357	25.953	17.327	25.000	339.6
18	1'29.716	21.412	25.965	17.248	25.091	338.6
19	1'29.300 P	21.366	27.869	18.424	21.641	339.6

Run # 3 Front Tyre Slick-Hard Rear Tyre Slick-Soft
New Tyre

20	1'41.353	31.991	26.576	17.534	25.252	
21	1'29.444	21.278	25.872	17.235	25.059	342.9

Fastest Lap: Brad BINDER Red Bull KTM Factory RSA 1'27.943 20.915 25.546 16.983 24.499

These data/results cannot be reproduced, stored and/or transmitted in whole or in part by any manner of electronic, mechanical, photocopying, recording, broadcasting or otherwise now known or herein after developed without the previous express consent by the copyright owner, except for reproduction in daily press and regular printed publications on sale to the public within 60 days of the event related to those data/results and always provided that copyright symbol appears together as follows below.
© DORNA, 2023



Practice

MotoGP

Lap	Lap Time	T1	T2	T3	T4	Speed	Lap	Lap Time	T1	T2	T3	T4	Speed
22	1'29.259	21.296	25.832	17.158	24.973	344.0	5	1'30.840	21.556	26.425	17.443	25.416	342.9
23	1'29.078	21.215	25.820	17.156	24.887	342.9	6	1'30.997	21.440	26.588	17.529	25.440	341.8
24	1'30.341 P	23.358	28.459	17.627	20.897	334.4	7	1'34.269 P	23.924	28.186	19.259	22.900	342.9

18th 36 **Joan MIR** HONDA SPA
Repsol Honda Team
Runs=5 Total laps=23 Full laps=14 Valid laps=13

Run #	1	Front Tyre	Slick-Hard	Rear Tyre	Slick-Soft	
			New Tyre		New Tyre	
1	2'23.494	33.746	33.873	26.599	26.007	
2	1'32.659	22.212	26.775	17.790	25.882	332.3
3	1'31.044	21.761	26.542	17.568	25.173	323.4
4	1'30.386	21.462	26.300	17.437	25.187	341.8
5	1'32.122	21.536	27.462	17.612	25.512	335.4
6	1'30.344	21.470	26.181	17.499	25.194	340.7
7	1'33.801 P	23.456	28.932	17.732	23.681	341.8

Run #	2	Front Tyre	Slick-Hard	Rear Tyre	Slick-Soft	
			7 Laps at start		7 Laps at start	
8	1'44.102	32.906	27.714	17.809	25.673	
9	1'31.537 *	21.929	26.615	17.574*	25.419*	332.3
10	1'30.881	21.590	26.381	17.537	25.373	335.4
11	1'30.909	21.591	26.332	17.573	25.413	335.4
12	1'31.212 P	21.584	28.089	18.267	23.272	335.4

19th 10 **Luca MARINI** DUCATI ITA
Mooney VR46 Racing Team
Runs=5 Total laps=24 Full laps=15 Valid laps=14

Run #	1	Front Tyre	Slick-Hard	Rear Tyre	Slick-Medium	
			New Tyre		New Tyre	
1	2'20.178	34.910	33.530	21.911	26.521	
2	1'33.101	22.613	27.136	17.895	25.457	320.5
3	1'41.122	21.915	35.533	18.056	25.618	324.4
4	1'31.460	21.740	26.561	17.738	25.421	341.8

20th 88 **Miguel OLIVEIRA** APRILIA POR
CryptoDATA RNF MotoGP Team
Runs=5 Total laps=25 Full laps=16 Valid laps=15

Run #	1	Front Tyre	Slick-Hard	Rear Tyre	Slick-Medium	
			13 Laps at start		6 Laps at start	
14	1'46.214	34.070	27.853	18.218	26.073	
15	1'31.461	21.786	26.563	17.605	25.507	338.6
16	1'30.089 P	21.650	26.451	17.592	24.396	339.6

20th 88 **Miguel OLIVEIRA** APRILIA POR
CryptoDATA RNF MotoGP Team
Runs=5 Total laps=25 Full laps=16 Valid laps=15

Run #	1	Front Tyre	Slick-Hard	Rear Tyre	Slick-Medium	
			New Tyre		New Tyre	
1	2'16.464	35.004	28.509	18.923	26.089	
2	1'32.485	22.081	26.814	18.077	25.513	332.3
3	1'31.625	21.887	26.587	17.823	25.328	332.3
4	1'30.749	21.705	26.341	17.559	25.144	336.5
5	1'30.772	21.575	26.309	17.679	25.209	335.4
6	1'37.135 P	25.697	30.248	19.217	21.973	326.3

Run #	2	Front Tyre	Slick-Hard	Rear Tyre	Slick-Medium	
			6 Laps at start		6 Laps at start	
7	1'45.847	35.033	27.172	17.968	25.674	
8	1'30.756	21.636	26.278	17.624	25.218	341.8
9	1'30.774	21.676	26.201	17.573	25.324	341.8
10	1'31.690 *	21.519	26.364	17.642*	26.165*	341.8
11	1'31.034	21.699	26.347	17.621	25.367	339.6
12	1'31.919 P	23.302	28.571	18.368	21.678	328.3

Fastest Lap: Brad BINDER Red Bull KTM Factory RSA **1'27.943** 20.915 25.546 16.983 24.499

These data/results cannot be reproduced, stored and/or transmitted in whole or in part by any manner of electronic, mechanical, photocopying, recording, broadcasting or otherwise now known or herein after developed without the previous express consent by the copyright owner, except for reproduction in daily press and regular printed publications on sale to the public within 60 days of the event related to those data/results and always provided that copyright symbol appears together as follows below.
© DORNA, 2023

Official MotoGP Timing by TISSOT
www.motogp.com



Phillip Island, Friday, October 20, 2023

Practice

MotoGP

Lap	Lap Time	T1	T2	T3	T4	Speed	Lap	Lap Time	T1	T2	T3	T4	Speed				
22nd 21 Franco MORBIDELLI							YAMAHA ITA Monster Energy Yamaha MotoGP										
Runs=4 Total laps=21 Full laps=14 Valid laps=14																	
Run #	4	Front Tyre	Slick-Medium	Rear Tyre	Slick-Soft		Run #	1	Front Tyre	Slick-Hard	Rear Tyre	Slick-Soft					
5 Laps at start							New Tyre										
18	1'48.801	35.572	29.850	17.963	25.416		1	2'21.795	34.536	30.107	19.335	26.251					
19	1'30.039	21.535	26.034	17.503	24.967	340.7	2	1'32.013	22.150	26.939	17.717	25.207	328.3				
20	1'29.795	21.432	25.891	17.441	25.031	341.8	3	1'31.165	21.701	26.533	17.441	25.490	337.5				
21	1'31.275	P	22.661	27.841	18.065	341.8	4	1'31.373	21.952	26.324	17.412	25.685	326.3				
Run #	5	Front Tyre	Slick-Medium	Rear Tyre	Slick-Soft		5	1'30.412	21.454	26.270	17.401	25.287	342.9				
9 Laps at start							New Tyre										
22	1'44.370	33.642	27.134	18.234	25.360		6	1'50.044	25.223	37.121	20.887	26.813	340.7				
23	1'32.419	21.786	27.188	17.970	25.475	340.7	7	1'31.062	21.753	26.287	17.569	25.453	338.6				
24	1'29.711	21.340	25.959	17.449	24.963	342.9	8	1'35.409	P	21.713	31.987	18.978	22.731	338.6			
25	1'33.851	24.169	26.626	17.746	25.310	335.4	Run #	2	Front Tyre	Slick-Medium	Rear Tyre	Slick-Soft					
	PIT	21.671	26.359	19.529	21.758	336.5	4 Laps at start						8 Laps at start				
Run #	1	Front Tyre	Slick-Hard	Rear Tyre	Slick-Soft		9	1'47.149	35.097	27.505	18.083	26.464					
Runs=5 Total laps=27 Full laps=18 Valid laps=18																	
New Tyre							New Tyre										
1	2'09.992	35.927	31.466	18.787	26.129		10	1'30.947	21.697	26.395	17.537	25.318	341.8				
2	1'35.040	22.213	26.676	20.164	25.987	318.7	11	1'30.452	21.470	26.268	17.430	25.284	340.7				
3	1'30.943	21.821	26.596	17.436	25.090	324.4	12	1'35.567	23.033	28.532	17.872	26.130	341.8				
4	1'30.383	21.546	26.352	17.352	25.133	338.6	13	1'31.620	21.736	26.658	17.618	25.608	338.6				
5	1'51.376	27.693	38.946	19.219	25.518	337.5	14	1'32.605	P	21.637	26.441	19.408	25.119	337.5			
6	1'31.268	21.650	26.737	17.603	25.278	339.6	Run #	3	Front Tyre	Slick-Medium	Rear Tyre	Slick-Soft					
7	1'30.323	21.518	26.201	17.393	25.211	341.8	New Tyre						New Tyre				
8	1'32.456	P	23.020	28.025	18.321	337.5	15	1'43.957	33.185	27.163	17.891	25.718					
Run #	2	Front Tyre	Slick-Hard	Rear Tyre	Slick-Soft		16	1'30.079	21.649	26.070	17.283	25.077	340.7				
8 Laps at start							8 Laps at start										
9	1'52.559	37.205	31.150	18.401	25.803		17	1'30.067	21.398	26.021	17.484	25.164	340.7				
10	1'32.855	22.593	27.110	17.852	25.300	316.8	18	1'34.603	P	21.370	29.828	21.165	22.240	338.6			
11	1'30.864	21.605	26.477	17.508	25.274	338.6	Run #	4	Front Tyre	Slick-Medium	Rear Tyre	Slick-Soft					
12	1'30.654	21.476	26.366	17.453	25.359	338.6	4 Laps at start						New Tyre				
13	1'33.889	23.186	27.518	17.803	25.382	319.6	19	1'42.106	31.505	26.895	18.112	25.594					
14	1'30.664	21.459	26.352	17.526	25.327	340.7	20	1'29.908	21.169	25.848	17.103	25.788	340.7				
15	1'29.892	P	22.084	27.527	17.980	339.6	21	1'30.460	21.243	25.860	17.270	26.087	344.0				
Run #	3	Front Tyre	Slick-Hard	Rear Tyre	Slick-Soft		PIT						29.228	29.224	18.803	22.153	215.8
15 Laps at start							15 Laps at start										
16	1'46.965	34.558	28.244	18.411	25.752		Run #	5	Front Tyre	Slick-Medium	Rear Tyre	Slick-Soft					
17	1'31.623	21.785	26.715	17.708	25.415	336.5	4 Laps at start						New Tyre				
18	1'31.473	21.699	26.546	17.708	25.520	337.5	24	1'58.473	34.950	32.819	25.241	25.463					
19	1'28.016	P	21.653	26.572	17.678	22.113	336.5	25	1'30.414	21.456	26.450	17.547	24.961	333.4			
Run #	4	Front Tyre	Slick-Medium	Rear Tyre	Slick-Soft		26	1'33.726	21.378	28.653	17.979	25.716	341.8				
New Tyre							New Tyre										
20	1'48.621	33.672	30.286	18.321	26.342		27	1'29.866	21.350	26.078	17.438	25.000	339.6				
21	1'30.393	21.616	26.361	17.415	25.001	327.3											
22	1'29.750	21.340	26.097	17.310	25.003	341.8											
23	1'31.465	P	22.745	28.418	17.936	22.366	340.7										
Run #	5	Front Tyre	Slick-Medium	Rear Tyre	Slick-Soft												
4 Laps at start																	

Fastest Lap: Brad BINDER Red Bull KTM Factory RSA **1'27.943** 20.915 25.546 16.983 24.499

These data/results cannot be reproduced, stored and/or transmitted in whole or in part by any manner of electronic, mechanical, photocopying, recording, broadcasting or otherwise now known or herein after developed without the previous express consent by the copyright owner, except for reproduction in daily press and regular printed publications on sale to the public within 60 days of the event related to those data/results and always provided that copyright symbol appears together as follows below.
© DORNA, 2023


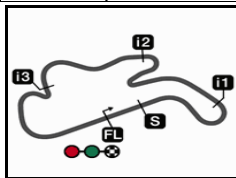
Official MotoGP Timing by TISSOT
www.motogp.com

Phillip Island, Friday, October 20, 2023

Page 8 of 8



Phillip Island

Results and timing service provided by  TISSOT

4448 m.

MotoGP™ GURU BY GRYFYN AUSTRALIAN MOTORCYCLE GR

Practice

Best Partial Times

MotoGP™

IT Ideal Lap Time, sum of the best partial times

BT Best Lap Time

T1		T2		T3		T4				IT		BT	
Pos	Rider	Time	Rider	Time	Rider	Time	Rider	Time	Pos	Rider	IT	BT	
1	J.MARTIN	20.856	J.MARTIN	25.395	M.VIÑALES	16.771	B.BINDER	24.499	1	J.MARTIN	1'27.860	1'28.222	(4)
2	A.ESPARGARO	20.891	B.BINDER	25.546	P.ESPARGARO	16.914	E.BASTIANINI	24.525	2	B.BINDER	1'27.943	1'27.943	(1)
3	J.ZARCO	20.912	J.MILLER	25.565	J.MILLER	16.926	J.MILLER	24.588	3	J.MILLER	1'28.064	1'28.091	(2)
4	B.BINDER	20.915	M.BEZZECCHI	25.579	J.MARTIN	16.947	A.FERNANDEZ	24.641	4	M.VIÑALES	1'28.212	1'28.212	(3)
5	F.DI GIANNANTO	20.965	J.ZARCO	25.603	F.DI GIANNANTO	16.962	A.MARQUEZ	24.641	5	J.ZARCO	1'28.313	1'28.456	(10)
6	A.RINS	20.981	M.MARQUEZ	25.613	J.ZARCO	16.973	M.BEZZECCHI	24.643	6	A.ESPARGAR	1'28.348	1'28.456	(9)
7	R.FERNANDEZ	20.983	P.ESPARGARO	25.639	A.ESPARGARO	16.977	J.MARTIN	24.662	7	P.ESPARGAR	1'28.363	1'28.363	(5)
8	J.MILLER	20.985	F.DI GIANNANTO	25.689	B.BINDER	16.983	A.RINS	24.668	7	M.BEZZECCHI	1'28.363	1'28.368	(6)
9	F.BAGNAIA	20.993	A.ESPARGARO	25.702	R.FERNANDEZ	17.018	M.VIÑALES	24.705	9	F.DI GIANNAN	1'28.379	1'28.452	(7)
10	A.FERNANDEZ	20.994	M.VIÑALES	25.723	M.MARQUEZ	17.020	F.DI GIANNANTO	24.763	10	E.BASTIANINI	1'28.422	1'28.453	(8)
11	E.BASTIANINI	21.003	A.MARQUEZ	25.734	A.FERNANDEZ	17.058	A.ESPARGARO	24.778	11	A.FERNANDEZ	1'28.437	1'28.656	(13)
12	M.VIÑALES	21.013	F.BAGNAIA	25.737	E.BASTIANINI	17.067	R.FERNANDEZ	24.790	12	A.MARQUEZ	1'28.515	1'28.661	(15)
13	M.MARQUEZ	21.018	A.FERNANDEZ	25.744	A.MARQUEZ	17.069	F.BAGNAIA	24.791	13	R.FERNANDEZ	1'28.548	1'28.659	(14)
14	P.ESPARGARO	21.019	R.FERNANDEZ	25.757	F.QUARTARARO	17.074	P.ESPARGARO	24.791	14	F.BAGNAIA	1'28.642	1'28.642	(11)
15	M.BEZZECCHI	21.045	F.QUARTARARO	25.761	A.RINS	17.090	F.QUARTARARO	24.797	15	A.RINS	1'28.644	1'28.644	(12)
16	A.MARQUEZ	21.071	J.MIR	25.822	M.BEZZECCHI	17.096	J.ZARCO	24.825	16	M.MARQUEZ	1'28.677	1'28.790	(16)
17	L.MARINI	21.106	E.BASTIANINI	25.827	F.MORBIDELLI	17.103	J.MIR	24.853	17	F.QUARTARAR	1'28.798	1'28.937	(17)
18	F.QUARTARARO	21.166	F.MORBIDELLI	25.848	F.BAGNAIA	17.121	L.MARINI	24.910	18	J.MIR	1'29.007	1'29.007	(18)
19	F.MORBIDELLI	21.169	M.OLIVEIRA	25.891	J.MIR	17.158	T.NAKAGAMI	24.961	19	L.MARINI	1'29.132	1'29.164	(19)
20	J.MIR	21.174	A.RINS	25.905	L.MARINI	17.159	M.OLIVEIRA	24.963	20	F.MORBIDELLI	1'29.197	1'29.908	(22)
21	T.NAKAGAMI	21.340	L.MARINI	25.957	T.NAKAGAMI	17.310	M.MARQUEZ	25.026	21	M.OLIVEIRA	1'29.635	1'29.711	(20)
22	M.OLIVEIRA	21.340	T.NAKAGAMI	26.078	M.OLIVEIRA	17.441	F.MORBIDELLI	25.077	22	T.NAKAGAMI	1'29.689	1'29.750	(21)

These data/results cannot be reproduced, stored and/or transmitted in whole or in part by any manner of electronic, mechanical, photocopying, recording, broadcasting or otherwise now known or herein after developed without the previous express consent by the copyright owner, except for reproduction in daily press and regular printed publications on sale to the public within 60 days of the event related to those data/results and always provided that copyright symbol appears together as follows below.

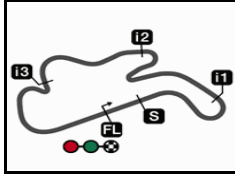

© DORNA, 2023

Official MotoGP Timing by TISSOT

www.motogp.com



Phillip Island

Results and timing service provided by 

4448 m.

MotoGP™**MotoGP™ GURU BY GRYFYN AUSTRALIAN MOTORCYCLE GR****Practice****Fastest Laps Sequence**

<i>Practice Time</i>	 <i>Rider</i>	<i>Nation</i>	<i>Motorcycle</i>	<i>Time</i>	<i>Km/h</i>	<i>Rider's Lap</i>
3'35.221	73 Alex MARQUEZ	SPA	DUCATI	1'32.167	173.7	2
3'49.128	23 Enea BASTIANINI	ITA	DUCATI	1'32.155	173.7	2
3'52.631	43 Jack MILLER	AUS	KTM	1'32.106	173.8	2
3'53.808	21 Franco MORBIDELLI	ITA	YAMAHA	1'32.013	174.0	2
3'54.860	33 Brad BINDER	RSA	KTM	1'31.804	174.4	2
3'57.332	12 Maverick VIÑALES	SPA	APRILIA	1'31.666	174.6	2
4'00.844	25 Raul FERNANDEZ	SPA	APRILIA	1'31.391	175.2	2
5'05.430	73 Alex MARQUEZ	SPA	DUCATI	1'30.209	177.5	3
5'22.782	43 Jack MILLER	AUS	KTM	1'30.151	177.6	3
5'31.887	49 Fabio DI GIANNANTONI	ITA	DUCATI	1'29.828	178.2	3
6'52.577	43 Jack MILLER	AUS	KTM	1'29.795	178.3	4
6'54.764	33 Brad BINDER	RSA	KTM	1'29.744	178.4	4
8'22.235	43 Jack MILLER	AUS	KTM	1'29.658	178.5	5
8'23.158	72 Marco BEZZECCHI	ITA	DUCATI	1'29.651	178.6	5
8'24.129	33 Brad BINDER	RSA	KTM	1'29.365	179.1	5
37'34.785	49 Fabio DI GIANNANTONI	ITA	DUCATI	1'29.359	179.1	17
38'12.188	5 Johann ZARCO	FRA	DUCATI	1'29.266	179.3	16
43'46.961	41 Aleix ESPARGARO	SPA	APRILIA	1'28.841	180.2	15
45'15.668	41 Aleix ESPARGARO	SPA	APRILIA	1'28.707	180.5	16
45'23.395	12 Maverick VIÑALES	SPA	APRILIA	1'28.649	180.6	18
47'39.089	89 Jorge MARTIN	SPA	DUCATI	1'28.299	181.3	21
57'09.611	12 Maverick VIÑALES	SPA	APRILIA	1'28.212	181.5	21
57'29.327	33 Brad BINDER	RSA	KTM	1'27.943	182.0	23

These data/results cannot be reproduced, stored and/or transmitted in whole or in part by any manner of electronic, mechanical, photocopying, recording, broadcasting or otherwise now known or herein after developed without the previous express consent by the copyright owner, except for reproduction in daily press and regular printed publications on sale to the public within 60 days of the event related to those data/results and always provided that copyright symbol appears together as follows below.

© DORNA, 2023

Official MotoGP Timing by TISSOT
www.motogp.com

Phillip Island, Friday, October 20, 2023

