


4554 m.

BURIRAM INTERNATIONAL CIRCUIT
OR THAILAND GRAND PRIX
Practice
Classification

6

	Rider	Nation	Team	Motorcycle	Time	Lap	Total	Gap	Top Speed
1	89 Jorge MARTIN	SPA	Prima Pramac Racing	DUCATI	1'29.826	22	22		335.4
2	12 Maverick VIÑALES	SPA	Aprilia Racing	APRILIA	1'29.924	21	25	0.098 0.098	336.4
3	41 Aleix ESPARGARO	SPA	Aprilia Racing	APRILIA	1'29.986	24	26	0.160 0.062	336.4
4	5 Johann ZARCO	FRA	Prima Pramac Racing	DUCATI	1'30.006	20	22	0.180 0.020	334.3
5	10 Luca MARINI	ITA	Mooney VR46 Racing Team	DUCATI	1'30.025	26	27	0.199 0.019	333.3
6	72 Marco BEZZECCHI	ITA	Mooney VR46 Racing Team	DUCATI	1'30.034	21	26	0.208 0.009	335.4
7	1 Francesco BAGNAIA	ITA	Ducati Lenovo Team	DUCATI	1'30.069	22	23	0.243 0.035	334.3
8	20 Fabio QUARTARARO	FRA	Monster Energy Yamaha MotoGP	YAMAHA	1'30.074	25	26	0.248 0.005	333.3
9	33 Brad BINDER	RSA	Red Bull KTM Factory Racing	KTM	1'30.121	18	23	0.295 0.047	335.4
10	37 Augusto FERNANDEZ	SPA	GASGAS Factory Racing Tech3	KTM	1'30.130	22	24	0.304 0.009	333.3
11	93 Marc MARQUEZ	SPA	Repsol Honda Team	HONDA	1'30.195	24	26	0.369 0.065	335.4
12	21 Franco MORBIDELLI	ITA	Monster Energy Yamaha MotoGP	YAMAHA	1'30.217	19	24	0.391 0.022	334.3
13	43 Jack MILLER	AUS	Red Bull KTM Factory Racing	KTM	1'30.224	23	27	0.398 0.007	334.3
14	49 Fabio DI GIANNANTONIO	ITA	Gresini Racing MotoGP	DUCATI	1'30.262	24	26	0.436 0.038	333.3
15	44 Pol ESPARGARO	SPA	GASGAS Factory Racing Tech3	KTM	1'30.268	20	21	0.442 0.006	336.4
16	36 Joan MIR	SPA	Repsol Honda Team	HONDA	1'30.295	21	23	0.469 0.027	333.3
17	25 Raul FERNANDEZ	SPA	CryptoDATA RNF MotoGP Team	APRILIA	1'30.343	18	23	0.517 0.048	332.3
18	73 Alex MARQUEZ	SPA	Gresini Racing MotoGP	DUCATI	1'30.367	18	20	0.541 0.024	332.3
19	23 Enea BASTIANINI	ITA	Ducati Lenovo Team	DUCATI	1'30.915	22	24	1.089 0.548	334.3
20	30 Takaaki NAKAGAMI	JPN	LCR Honda IDEMITSU	HONDA	1'30.990	17	27	1.164 0.075	331.2
21	88 Miguel OLIVEIRA	POR	CryptoDATA RNF MotoGP Team	APRILIA	1'31.104	18	23	1.278 0.114	334.3

Practice condition: **Dry**
 Air: **35°**
 Humidity: **50%**
 Ground: **40°**

Fastest Lap:	Lap: 22	Jorge MARTIN	1'29.826	182.5 Km/h
Best Race Lap:	2019	Marc MARQUEZ	1'30.904	180.3 Km/h
All Time Lap Record:	2022	Marco BEZZECCHI	1'29.671	182.8 Km/h

The results are provisional until the end of the limit for protest and appeals.

Time limit for protest expires 60' after publication of the results - Time:

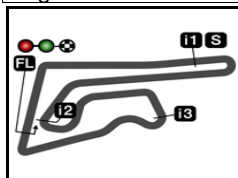
These data/results cannot be reproduced, stored and/or transmitted in whole or in part by any manner of electronic, mechanical, photocopying, recording, broadcasting or otherwise now known or herein after developed without the previous express consent by the copyright owner, except for reproduction in daily press and regular printed publications on sale to the public within 60 days of the event related to those data/results and always provided that copyright symbol appears together as follows below.

© DORNA, 2023

Official MotoGP Timing by **TISSOT**
 www.motogp.com

Buriram, Friday, October 27, 2023





4554 m.

OR THAILAND GRAND PRIX

Practice

Top Speed & Average

8



Rider	Nation	Motorcycle	Top 5 speeds					Average	Top
12 Maverick VIÑALES	SPA	APRILIA	336.4	334.3	334.3	334.3	334.3	334.7	336.4
41 Aleix ESPARGARO	SPA	APRILIA	336.4	335.4	334.3	334.3	334.3	334.8	336.4
44 Po ESPARGARO	SPA	KTM	336.4	335.4	334.3	334.3	333.3	334.5	336.4
33 Brad BINDER	RSA	KTM	335.4	334.3	334.3	333.3	333.3	333.9	335.4
72 Marco BEZZECCHI	ITA	DUCATI	335.4	335.4	335.4	335.4	334.3	334.8	335.4
89 Jorge MARTIN	SPA	DUCATI	335.4	334.3	334.3	334.3	334.3	334.5	335.4
93 Marc MARQUEZ	SPA	HONDA	335.4	333.3	333.3	332.3	332.3	333.0	335.4
1 Francesco BAGNAIA	ITA	DUCATI	334.3	334.3	333.3	332.3	332.3	333.1	334.3
5 Johann ZARCO	FRA	DUCATI	334.3	333.3	333.3	332.3	332.3	333.1	334.3
21 Franco MORBIDELLI	ITA	YAMAHA	334.3	333.3	332.3	332.3	332.3	332.7	334.3
23 Enea BASTIANINI	ITA	DUCATI	334.3	334.3	332.3	332.3	332.3	332.9	334.3
43 Jack MILLER	AUS	KTM	334.3	332.3	332.3	332.3	331.2	331.8	334.3
88 Miguel OLIVEIRA	POR	APRILIA	334.3	334.3	332.3	332.3	332.3	333.1	334.3
10 Luca MARINI	ITA	DUCATI	333.3	332.3	332.3	332.3	332.3	332.5	333.3
20 Fabio QUARTARARO	FRA	YAMAHA	333.3	333.3	333.3	332.3	332.3	332.9	333.3
36 Joan MIR	SPA	HONDA	333.3	331.2	331.2	331.2	331.2	331.6	333.3
37 Augusto FERNANDEZ	SPA	KTM	333.3	331.2	330.2	330.2	330.2	330.8	333.3
49 Fabio DI GIANNANTONIO	ITA	DUCATI	333.3	331.2	331.2	331.2	330.2	330.8	333.3
25 Raul FERNANDEZ	SPA	APRILIA	332.3	332.3	332.3	332.3	331.2	331.8	332.3
73 Alex MARQUEZ	SPA	DUCATI	332.3	331.2	331.2	330.2	330.2	330.7	332.3
30 Takaaki NAKAGAMI	JPN	HONDA	331.2	329.2	328.2	328.2	328.2	328.9	331.2

These data/results cannot be reproduced, stored and/or transmitted in whole or in part by any manner of electronic, mechanical, photocopying, recording, broadcasting or otherwise now known or herein after developed without the previous express consent of the copyright owner, except for reproduction in daily press and regular printed publications on sale to the public within 60 days of the event related to those data/results and always provided that copyright symbol appears together as follows below.

© DORNA, 2023

Official MotoGP Timing by **TISSOT**
www.motogp.com



Buriram, Friday, October 27, 2023



SIAM INTERNATIONAL CIRCUIT THAILAND GRAND PRIX
Practice
Chronological Analysis of Performances

9

* Lap / Sector time cancelled T1 Time from finish line to 1st intermed. T3 Time from 2nd intermed. to 3rd intermed.
P Crossing the finish line in pit lane T2 Time from 1st intermed. to 2nd intermed. T4 Time from 3rd intermediate to finish line
**Tyre data subject to further updates

Lap	Lap Time	T1	T2	T3	T4	Speed	Lap	Lap Time	T1	T2	T3	T4	Speed
1st	89	Jorge MARTIN		DUCATI		SPA	4	1'31.670	18.622	26.467	23.178	23.403	332.3
		Prima Pramac Racing					5	1'33.009 *	18.707	26.918*	23.921	23.463	331.2
		Runs=5 Total laps=22 Full laps=13 Valid laps=13					6	1'31.587	18.642	26.346	23.250	23.349	333.3
Run # 1	Front Tyre	Slick-Medium		Rear Tyre	Slick-Hard		7	1'31.489	18.582	26.354	23.181	23.372	333.3
		7 Laps at start			15 Laps at start		8	1'46.726 P	18.561	26.316	23.127	38.722	331.2
1	2'25.735	16.104	28.778	26.635	24.007	262.7	Run # 2	Front Tyre	Slick-Medium		Rear Tyre	Slick-Medium	
2	1'32.389	18.861	26.559	23.559	23.410	330.2			New Tyre			New Tyre	
3	1'31.373	18.675	26.248	23.179	23.271	333.3	9	8'43.131	16.639	27.006	23.648	23.406	318.5
4	1'31.255	18.614	26.103	23.202	23.336	334.3	10	1'32.434	18.534	27.549	23.082	23.269	333.3
5	1'31.418	18.598	26.288	23.215	23.317	334.3	11	1'30.613	18.424	26.058	22.974	23.157	336.4
6	1'32.553	18.999	26.833	23.316	23.405	295.8	12	1'30.811	18.538	26.154	22.916	23.203	331.2
7	1'32.013	18.720	26.314	23.454	23.525	331.2	13	1'30.906	18.562	26.148	23.050	23.146	332.3
8	1'51.501 P	18.766	26.443	27.077	39.215	330.2	14	1'30.896	18.520	26.133	23.026	23.217	334.3
Run # 2	Front Tyre	Slick-Hard		Rear Tyre	Slick-Medium		15	1'30.751	18.516	26.098	22.962	23.175	333.3
		New Tyre			7 Laps at start		16	1'35.128 *	18.536	26.073*	26.307	24.212	333.3
9	8'46.473	16.650	27.834	24.073	23.787	295.8	17	1'30.804	18.569	26.072	22.974	23.189	332.3
10	1'31.499	18.678	26.332	23.259	23.230	331.2	18	1'53.068 P	18.496	30.935	24.360	39.277	333.3
11	1'30.978	18.579	26.011	23.070	23.318	331.2	Run # 3	Front Tyre	Slick-Medium		Rear Tyre	Slick-Medium	
12	1'31.139	18.560	26.187	23.165	23.227	334.3			New Tyre			New Tyre	
13	1'45.649 P	18.821	26.836	23.270	36.722	332.3	19	9'48.557	15.822	27.021	23.829	23.165	319.5
Run # 3	Front Tyre	Slick-Hard		Rear Tyre	Slick-Medium		20	1'30.254	18.538	25.816	22.791	23.109	333.3
		5 Laps at start			12 Laps at start		21	1'29.924	18.434	25.777	22.770	22.943	334.3
14	6'08.649	17.892	29.242	24.225	23.530	304.2	22	1'51.158 P	20.235*	29.143	24.313	37.467	310.3
15	1'31.657	18.722	26.171	23.373	23.391	333.3	Run # 4	Front Tyre	Slick-Medium		Rear Tyre	Slick-Medium	
16	1'31.444	18.675	26.142	23.249	23.378	332.3			New Tyre			New Tyre	
17	1'48.731 P	19.476	26.871	24.105	38.279	320.4	23	7'16.861	16.208	27.317	23.707	23.280	319.5
Run # 4	Front Tyre	Slick-Medium		Rear Tyre	Slick-Medium		24	1'30.579 *	18.425	26.473*	22.717	22.964	318.5
		New Tyre			New Tyre		25	1'30.630 *	18.382	26.243	22.805*	23.200	334.3
18	8'09.258	15.947	27.388	23.973	23.883	296.7	3rd	41	Aleix ESPARGARO		APRILIA		SPA
19	1'30.148	18.498	25.712	22.950	22.988	333.3			Aprilia Racing				
20	1'51.588 P	18.497	25.651	29.596	37.844	334.3			Runs=5 Total laps=26 Full laps=17 Valid laps=15				
Run # 5	Front Tyre	Slick-Medium		Rear Tyre	Slick-Medium		Run # 1	Front Tyre	Slick-Medium		Rear Tyre	Slick-Hard	
		3 Laps at start			New Tyre				New Tyre			New Tyre	
21	5'13.748	15.384	26.397	23.291	23.163	326.2	1	2'23.708	16.605	28.855	24.843	23.949	267.3
22	1'29.826	18.389	25.666	22.762	23.009	334.3	2	1'32.983	18.783	26.639	23.456	24.105	333.3
	unfinished	18.442				335.4	3	1'31.853	18.671	26.400	23.237	23.545	333.3
2nd	12	Maverick VIÑALES		APRILIA		SPA	4	1'31.486	18.605	26.254	23.183	23.444	332.3
		Aprilia Racing					5	1'31.285	18.600	26.274	23.079	23.332	331.2
		Runs=4 Total laps=25 Full laps=18 Valid laps=13					6	1'34.048	18.649	28.379	23.428	23.592	334.3
Run # 1	Front Tyre	Slick-Hard		Rear Tyre	Slick-Hard		7	1'31.688	18.597	26.275	23.303	23.513	333.3
		5 Laps at start			5 Laps at start		8	1'31.924	18.664	26.505	23.283	23.472	322.3
1	2'25.903	16.480	27.740	24.302	23.805	318.5	9	1'31.324	18.624	26.239	23.102	23.359	332.3
2	1'33.312 *	18.720	27.208*	23.707	23.677	326.2	10	1'49.517 P	19.853	28.015	23.470	38.179	295.0
3	1'35.737	18.632	29.825	23.654	23.626	334.3							

Fastest Lap: Jorge MARTIN Prima Pramac Racing SPA **1'29.826** 18.389 25.666 22.762 23.009

These data/results cannot be reproduced, stored and/or transmitted in whole or in part by any manner of electronic, mechanical, photocopying, recording, broadcasting or otherwise now known or herein after developed without the previous express consent by the copyright owner, except for reproduction in daily press and regular printed publications on sale to the public within 60 days of the event related to those data/results and always provided that copyright symbol appears together as follows below.
© DORNA, 2023



Practice

MotoGP

Lap	Lap Time	T1	T2	T3	T4	Speed	Lap	Lap Time	T1	T2	T3	T4	Speed
Run # 2	<i>Front Tyre</i>	<i>Slick-Hard</i>	<i>Rear Tyre</i>	<i>Slick-Medium</i>	<i>New Tyre</i>		Run # 5	<i>Front Tyre</i>	<i>Slick-Medium</i>	<i>Rear Tyre</i>	<i>Slick-Medium</i>	<i>New Tyre</i>	
10 Laps at start							3 Laps at start						
11	8'49.004	16.421	27.758	23.619	23.444	292.6	19	5'14.544	15.585	27.038	23.344	23.245	295.0
12	1'31.095	18.617	26.185	23.050	23.243	333.3	20	1'30.006	18.435	25.752	22.853	22.966	333.3
13	1'34.848	18.561	29.044	23.601	23.642	334.3	21	1'56.016 *	35.161	32.663*	24.220	23.972	137.7
14	1'48.614 P	20.205	27.673	24.329	36.407	288.0	22	1'31.308	18.512	25.886	23.169	23.741	333.3
Run # 3	<i>Front Tyre</i>	<i>Slick-Medium</i>	<i>Rear Tyre</i>	<i>Slick-Medium</i>	<i>4 Laps at start</i>		5th	10	Luca MARINI		DUCATI	ITA	
10 Laps at start							Mooney VR46 Racing Team						
15	5'54.472	15.877	27.073	23.580	23.473	315.7	Runs=5 Total laps=27 Full laps=18 Valid laps=17						
16	1'31.088	18.683	26.207	22.994	23.204	332.3	Run # 1	<i>Front Tyre</i>	<i>Slick-Medium</i>	<i>Rear Tyre</i>	<i>Slick-Hard</i>	<i>New Tyre</i>	
17	1'30.789	18.575	26.030	22.974	23.210	332.3	New Tyre						
18	1'50.012 P	19.949	28.507	24.318	37.238	274.8	1	2'29.378	15.861	29.128	24.494	23.979	305.9
Run # 4	<i>Front Tyre</i>	<i>Slick-Medium</i>	<i>Rear Tyre</i>	<i>Slick-Medium</i>	<i>New Tyre</i>		2	1'32.556	18.717	26.734	23.494	23.611	333.3
New Tyre							3	1'31.901	18.676	26.389	23.331	23.505	331.2
19	5'56.604	16.237	27.440	23.643	23.550	284.2	4	1'31.558	18.551	26.337	23.218	23.452	331.2
20	1'30.625	18.543	26.004	22.925	23.153	334.3	5	1'31.288	18.591	26.267	23.103	23.327	331.2
21	1'30.331	18.476	25.865	22.803	23.187	334.3	6	1'31.115	18.641	26.042	23.231	23.201	332.3
22	1'54.099 P	21.944	29.569	25.213	37.373	267.9	7	1'53.848 P	19.780*	30.595	24.983	38.490	315.7
Run # 5	<i>Front Tyre</i>	<i>Slick-Medium</i>	<i>Rear Tyre</i>	<i>Slick-Medium</i>	<i>New Tyre</i>		Run # 2	<i>Front Tyre</i>	<i>Slick-Medium</i>	<i>Rear Tyre</i>	<i>Slick-Medium</i>	<i>New Tyre</i>	
4 Laps at start							7 Laps at start						
23	4'09.816	15.022	26.456	23.171	23.328	331.2	8	6'28.280	17.579	28.635	23.895	23.781	195.6
24	1'29.986	18.401	25.845	22.754	22.986	335.4	9	1'31.457	18.593	26.225	23.201	23.438	331.2
25	1'41.566 *	19.435*	29.885	25.992	26.254	312.1	10	1'31.090	18.586	26.155	23.048	23.301	332.3
26	1'43.814 *	18.521	33.782*	25.414	26.097	336.4	11	1'31.017	18.571	26.112	23.059	23.275	332.3
4th	5	Johann ZARCO		DUCATI	FRA		12	1'31.189	18.581	26.160	23.115	23.333	332.3
Prima Pramac Racing							13	1'30.995	18.567	26.074	23.067	23.287	331.2
Runs=5 Total laps=22 Full laps=13 Valid laps=12							14	1'55.012 P	23.237	27.771	25.117	38.887	279.7
Run # 1	<i>Front Tyre</i>	<i>Slick-Medium</i>	<i>Rear Tyre</i>	<i>Slick-Medium</i>	<i>New Tyre</i>		Run # 3	<i>Front Tyre</i>	<i>Slick-Medium</i>	<i>Rear Tyre</i>	<i>Slick-Medium</i>	<i>New Tyre</i>	
New Tyre							14 Laps at start						
1	2'00.231	16.192	29.655	25.122	24.395	265.3	15	9'30.612	16.370	29.128	24.122	23.913	300.8
2	1'33.150	18.654	26.816	23.901	23.779	329.2	16	1'31.823	18.776	26.337	23.237	23.473	330.2
3	1'31.893	18.705	26.332	23.431	23.425	329.2	17	1'31.604	18.724	26.292	23.195	23.393	330.2
4	1'42.264	18.606			23.642	330.2	18	1'31.510	18.569	26.284	23.198	23.459	330.2
5	1'31.290	18.694	26.159	23.077	23.360	330.2	19	1'34.054	18.613	26.185	23.176	26.080	331.2
6	1'34.262	18.636	26.188	23.111	26.327	325.3	20	1'52.439 P	20.248	27.910	25.222	39.059	322.3
7	1'55.889 P	24.919	26.797	25.765	38.408	321.4	Run # 4	<i>Front Tyre</i>	<i>Slick-Medium</i>	<i>Rear Tyre</i>	<i>Slick-Medium</i>	<i>New Tyre</i>	
Run # 2	<i>Front Tyre</i>	<i>Slick-Medium</i>	<i>Rear Tyre</i>	<i>Slick-Medium</i>	<i>7 Laps at start</i>		New Tyre						
7 Laps at start							21	4'16.921	15.415	27.647	24.103	25.966	323.3
8	8'46.864	15.432	27.453	24.155	23.676	288.7	22	1'30.420	18.446	26.000	22.873	23.101	330.2
9	1'31.486	18.759	26.130	23.206	23.391	332.3	23	1'30.189	18.471	25.785	22.848	23.085	331.2
10	1'38.769 P	18.605	26.151	23.198	30.815	334.3	24	1'52.713 P	20.220	28.025	25.161	39.307	310.3
Run # 3	<i>Front Tyre</i>	<i>Slick-Medium</i>	<i>Rear Tyre</i>	<i>Slick-Medium</i>	<i>10 Laps at start</i>		Run # 5	<i>Front Tyre</i>	<i>Slick-Medium</i>	<i>Rear Tyre</i>	<i>Slick-Medium</i>	<i>New Tyre</i>	
10 Laps at start							4 Laps at start						
11	9'38.125	15.749	27.356	23.722	23.575	280.5	25	2'23.833	15.239	26.982	23.298	23.249	326.2
12	1'34.312	20.626	26.861	23.491	23.334	320.4	26	1'30.025	18.467	25.820	22.751	22.987	332.3
13	1'31.276	18.704	26.138	23.187	23.247	331.2	27	1'42.324 *	18.784	31.602*	25.416	26.522	302.5
14	1'31.306	18.628	26.109	23.168	23.401	331.2	6th	72	Marco BEZZECCHI		DUCATI	ITA	
15	2'04.458 P	30.984	30.467	24.464	38.543	143.4	Mooney VR46 Racing Team						
Run # 4	<i>Front Tyre</i>	<i>Slick-Medium</i>	<i>Rear Tyre</i>	<i>Slick-Medium</i>	<i>New Tyre</i>		Runs=4 Total laps=26 Full laps=19 Valid laps=17						
New Tyre							Run # 1	<i>Front Tyre</i>	<i>Slick-Medium</i>	<i>Rear Tyre</i>	<i>Slick-Medium</i>	<i>New Tyre</i>	
16	7'31.831 *	14.936	27.978*	23.647	23.167	310.3	New Tyre						
17	1'30.110	18.469	25.709	22.893	23.039	332.3	1	2'09.392	16.501	30.948	31.547	28.753	275.5
18	2'00.707 P	24.556	33.940	24.960	37.251	154.9	2	1'33.449	18.844	27.260	23.780	23.565	313.0
							3	1'32.124	18.915	26.351	23.380	23.478	332.3

Fastest Lap: Jorge MARTIN Prima Pramac Racing SPA **1'29.826** 18.389 25.666 22.762 23.009

These data/results cannot be reproduced, stored and/or transmitted in whole or in part by any manner of electronic, mechanical, photocopying, recording, broadcasting or otherwise now known or herein after developed without the previous express consent by the copyright owner, except for reproduction in daily press and regular printed publications on sale to the public within 60 days of the event related to those data/results and always provided that copyright symbol appears together as follows below.
© DORNA, 2023

Official MotoGP Timing by TISSOT
www.motogp.com

Buriram, Friday, October 27, 2023

Page 2 of 8



Practice

MotoGP

Lap	Lap Time	T1	T2	T3	T4	Speed	Lap	Lap Time	T1	T2	T3	T4	Speed
4	1'31.517	18.602	26.458	23.215	23.242	333.3	15	1'31.767	18.660	26.231	23.372	23.504	329.2
5	1'31.681	18.500	26.287	23.319	23.575	331.2	16	1'36.035 P	18.531	26.129	23.209	28.166	331.2
6	1'31.260	18.590	26.090	23.269	23.311	334.3	Run # 5 Front Tyre Slick-Medium Rear Tyre Slick-Medium New Tyre New Tyre						
7	1'31.488	18.577	26.224	23.256	23.431	334.3	17	6'40.862	15.982	27.631	24.080	23.467	306.8
8	1'35.003	18.546	26.108	25.646	24.703	333.3	18	1'30.412	18.444	25.897	22.977	23.094	332.3
9	1'45.391 P	18.517	26.254	23.392	37.228	335.4	19	1'30.176	18.427	25.851	22.873	23.025	332.3
Run # 2 Front Tyre Slick-Medium Rear Tyre Slick-Medium 9 Laps at start 9 Laps at start						20	1'45.521 P	19.272*	27.113	23.592	35.544	314.8	
10	10'39.186	17.556	27.473	23.774	23.634	293.4	Run # 6 Front Tyre Slick-Medium Rear Tyre Slick-Medium 4 Laps at start New Tyre						
11	1'31.609	18.653	26.242	23.373	23.341	333.3	21	2'48.211	15.888	26.832	26.772	23.508	326.2
12	1'31.773	18.567	26.415	23.223	23.568	335.4	22	1'30.069	18.404	25.812	22.869	22.984	334.3
13	1'31.472	18.607	26.117	23.342	23.406	333.3	23	1'32.883 *	18.434	27.501*	23.571	23.377	330.2
14	1'31.437	18.610	26.154	23.227	23.446	333.3	8th 20 Fabio QUARTARARO YAMAHA FRA Monster Energy Yamaha MotoGP Runs=4 Total laps=26 Full laps=19 Valid laps=17						
15	1'42.340	21.008	31.190	25.326	24.816	287.2	Run # 1 Front Tyre Slick-Medium Rear Tyre Slick-Medium New Tyre New Tyre						
16	1'31.688	18.655	26.242	23.371	23.420	334.3	1	2'52.008	16.322	28.850	24.730	23.995	305.0
17	1'31.391	18.603	26.220	23.184	23.384	335.4	2	1'31.699	18.643	26.361	23.315	23.380	329.2
18	1'52.935 P	22.283	27.557	24.204	38.891	264.7	3	1'30.835	18.503	26.050	23.099	23.183	331.2
Run # 3 Front Tyre Slick-Medium Rear Tyre Slick-Medium New Tyre New Tyre						4	1'30.936	18.614	26.084	23.062	23.176	329.2	
19	8'42.095	16.885	27.343	24.233	23.849	317.6	5	1'30.945	18.591	26.161	22.983	23.210	329.2
20	1'30.616	18.478	25.820	23.035	23.283	333.3	6	1'30.807	18.550	26.016	23.037	23.204	330.2
21	1'30.034	18.423	25.753	22.815	23.043	334.3	7	1'30.866	18.628	25.944	23.096	23.198	329.2
22	1'55.408 P	23.075	28.705	24.766	38.862	296.7	8	1'30.804	18.605	26.010	22.982	23.207	331.2
Run # 4 Front Tyre Slick-Medium Rear Tyre Slick-Medium 4 Laps at start New Tyre						9	1'51.368 P	20.265*	27.860	25.136	38.107	301.6	
23	4'41.640	16.392	27.506	23.731	23.541	281.9	Run # 2 Front Tyre Slick-Medium Rear Tyre Slick-Medium 9 Laps at start 9 Laps at start						
24	1'30.441	18.434	25.745	23.024	23.238	334.3	10	9'02.475	16.664	28.088	24.264	25.009	307.6
25	1'29.798 *	18.374	25.662*	22.834	22.928	335.4	11	1'31.751	18.648	26.443	23.320	23.340	329.2
26	1'34.517 *	18.586*	28.634*	23.576	23.721	318.5	12	1'31.642 *	18.679	26.212	23.383	23.368*	329.2
7th 1 Francesco BAGNAIA DUCATI ITA Ducati Lenovo Team Runs=6 Total laps=23 Full laps=13 Valid laps=10						13	1'31.309	18.654	26.144	23.183	23.328	329.2	
Run # 1 Front Tyre Slick-Medium Rear Tyre Slick-Medium New Tyre New Tyre						14	1'31.439	18.723	26.147	23.264	23.305	330.2	
1	2'39.164 P	16.591	29.117	25.663	38.655	272.7	15	1'31.246	18.719	26.165	23.133	23.229	329.2
Run # 2 Front Tyre Slick-Medium Rear Tyre Slick-Medium 1 Laps at start 1 Laps at start						16	1'31.455	18.689	26.181	23.250	23.335	330.2	
2	6'51.583	16.458	28.542	24.283	23.897	282.7	17	1'49.957 P	21.442	26.720	23.839	37.956	309.4
3	1'32.150	18.803	26.405	23.400	23.542	329.2	Run # 3 Front Tyre Slick-Medium Rear Tyre Slick-Medium New Tyre New Tyre						
4	1'31.102	18.500	26.134	23.166	23.302	331.2	18	10'39.978 *	17.132	27.499*	23.918	24.157	324.3
5	1'31.503 *	18.697*	26.114	23.313	23.379	330.2	19	1'32.653	18.488	27.155	23.786	23.224	333.3
6	1'32.055	18.628	26.092	23.856	23.479	332.3	20	1'30.177	18.461	25.813	22.851	23.052	332.3
7	1'31.105	18.535	26.150	23.079	23.341	333.3	21	1'48.925 P	18.545*			38.960	332.3
8	1'48.785 P	18.470	28.879	24.298	37.138	334.3	Run # 4 Front Tyre Slick-Medium Rear Tyre Slick-Medium 4 Laps at start New Tyre						
Run # 3 Front Tyre Slick-Medium Rear Tyre Slick-Medium 8 Laps at start 8 Laps at start						22	3'32.836 *	16.136	27.389	23.604	23.841*	317.6	
9	7'11.674 *	19.623	27.602*	23.703	23.807*	282.7	23	1'30.212	18.446	25.888	22.913	22.965	333.3
10	1'32.076	18.989	26.263	23.320	23.504	330.2	24	1'33.088	18.444	27.340	23.727	23.577	325.3
11	1'34.486 *	18.549	26.959*	25.338	23.640	331.2	25	1'30.074	18.379	25.847	22.855	22.993	333.3
12	1'31.321	18.554	26.146	23.220	23.401	330.2	26	1'38.799 *	18.444	33.660*	23.653	23.042	318.5
13	1'47.563 P	18.624	27.654	24.168	37.117	331.2							
Run # 4 Front Tyre Slick-Medium Rear Tyre Slick-Medium 13 Laps at start 13 Laps at start													
14	7'01.694	16.828	27.182	23.655	23.610	297.5							

Fastest Lap: Jorge MARTIN Prima Pramac Racing SPA 1'29.826 18.389 25.666 22.762 23.009

These data/results cannot be reproduced, stored and/or transmitted in whole or in part by any manner of electronic, mechanical, photocopying, recording, broadcasting or otherwise now known or herein after developed without the previous express consent by the copyright owner, except for reproduction in daily press and regular printed publications on sale to the public within 60 days of the event related to those data/results and always provided that copyright symbol appears together as follows below.
© DORNA, 2023

Official MotoGP Timing by TISSOT
www.motogp.com

Buriram, Friday, October 27, 2023

Page 3 of 8



Practice

MotoGP

Lap	Lap Time	T1	T2	T3	T4	Speed	Lap	Lap Time	T1	T2	T3	T4	Speed		
9th	33	Brad BINDER				KTM	RSA	12	1'32.787	18.768	26.718	23.626	23.675	328.2	
		Red Bull KTM Factory Racing						13	1'31.976	18.697	26.538	23.262	23.479	329.2	
		Runs=5 Total laps=23 Full laps=14 Valid laps=12						14	1'31.974	18.778	26.353	23.446	23.397	329.2	
Run #	1	Front Tyre	Slick-Medium	Rear Tyre	Slick-Medium			15	1'33.024	18.756	26.306	23.789	24.173	329.2	
		New Tyre		New Tyre				16	1'51.612	P	18.794	26.607	27.607	38.604	327.2
1	2'07.808	16.029	29.213	27.542	31.204	258.9	Run #	3	Front Tyre	Slick-Medium	Rear Tyre	Slick-Medium			
2	1'46.965	P	18.723	26.914*	29.611	332.3			New Tyre		New Tyre				
Run #	2	Front Tyre	Slick-Medium	Rear Tyre	Slick-Medium			17	13'44.189	18.680	28.848	24.190	24.112	284.2	
		2 Laps at start		2 Laps at start				18	1'30.812	18.572	26.075	22.931	23.234	323.3	
3	6'51.470	23.014	28.087	24.253	23.982	263.4	19	1'30.833	18.497	26.007	22.867	23.462	329.2		
4	1'32.133	18.548	26.580	23.491	23.514	328.2	20	1'49.442	P	18.651	28.738	24.310	37.743	328.2	
5	1'34.023	18.620	26.275	25.512	23.616	331.2	Run #	4	Front Tyre	Slick-Medium	Rear Tyre	Slick-Medium			
6	1'31.424	18.647	26.317	23.193	23.267	331.2			4 Laps at start		New Tyre				
7	1'31.593	18.678	26.192	23.027	23.696	333.3	21	3'34.549	16.608	28.971	24.721	24.603	292.6		
8	1'30.732	18.428	25.965	23.053	23.286	334.3	22	1'30.130	18.509	25.977	22.709	22.935	330.2		
9	1'53.815	P	24.018	27.071	24.209	291.1	23	1'41.562	18.465	32.003	27.211	23.883	333.3		
Run #	3	Front Tyre	Slick-Medium	Rear Tyre	Slick-Medium			24	1'35.466	*	18.506	29.078*	23.908	23.974	317.6
		9 Laps at start		9 Laps at start											
10	9'15.503	19.342	28.081	24.209	23.825	289.5	11th								
11	1'34.513	18.620	26.212	25.504	24.177	332.3	93	Marc MARQUEZ		HONDA	SPA				
12	1'31.609	18.601	26.356	23.257	23.395	331.2			Repsol Honda Team						
13	1'31.509	*	18.585	26.210	23.223	331.2			Runs=5 Total laps=26 Full laps=17 Valid laps=15						
14	1'31.338	18.719	26.235	23.139	23.245	332.3	Run #	1	Front Tyre	Slick-Medium	Rear Tyre	Slick-Hard			
15	1'51.215	P	19.486	28.126	25.570	313.0			New Tyre		New Tyre				
Run #	4	Front Tyre	Slick-Medium	Rear Tyre	Slick-Medium			1	1'59.903	16.159	29.463	25.327	24.310	271.3	
		New Tyre		New Tyre				2	1'33.717	18.792	26.833	24.236	23.856	330.2	
16	8'20.687	18.626	27.405	24.832	23.584	273.4	3	1'31.857	18.632	26.388	23.366	23.471	329.2		
17	1'30.247	18.545	25.784	22.911	23.007	333.3	4	1'36.943	18.657	28.094	26.611	23.581	326.2		
18	1'30.121	18.510	25.832	22.855	22.924	333.3	5	1'31.282	18.645	26.251	23.111	23.275	330.2		
19	1'55.669	P	23.094	26.998	27.889	296.7	6	1'40.700	18.778	27.084	29.183	25.655	324.3		
Run #	5	Front Tyre	Slick-Medium	Rear Tyre	Slick-Medium			7	1'46.908	P	18.927*	26.419	23.708	37.854	326.2
		4 Laps at start		New Tyre				Run #	2	Front Tyre	Slick-Medium	Rear Tyre	Slick-Hard		
20	4'50.607	17.136	27.177	23.727	23.355	304.2			7 Laps at start		7 Laps at start				
21	1'49.198	18.273			27.368	333.3	8	7'24.462	16.847	27.647	24.501	24.254	312.1		
22	1'33.875	18.674			22.992	335.4	9	1'32.257	18.715	26.410	23.534	23.598	330.2		
23	1'29.923	*	18.363	25.795*	22.803	334.3	10	1'31.690	18.653	26.276	23.335	23.426	333.3		
							11	1'33.918	*	18.662	26.505*	24.483	24.268	332.3	
							12	1'32.146	18.679	26.309	23.437	23.721	330.2		
							13	1'32.167	18.706	26.362	23.380	23.719	326.2		
							14	1'48.470	P	19.263	26.945	23.374	38.888	316.7	
							Run #	3	Front Tyre	Slick-Medium	Rear Tyre	Slick-Medium			
		14 Laps at start		New Tyre				15	4'30.766	16.762	27.832	24.447	24.103	306.8	
15	4'30.766	16.762	27.832	24.447	24.103	306.8	16	1'32.791	18.824	26.539	23.668	23.760	328.2		
16	1'32.791	18.824	26.539	23.668	23.760	328.2	17	1'34.845	18.670	26.345	24.627	25.203	329.2		
17	1'34.845	18.670	26.345	24.627	25.203	329.2	18	1'31.088	18.583	26.040	23.146	23.319	332.3		
18	1'31.088	18.583	26.040	23.146	23.319	332.3	19	1'47.768	P	18.954	26.906	24.041	37.867	322.3	
19	1'47.768	P	18.954	26.906	24.041	37.867	322.3	Run #	4	Front Tyre	Slick-Medium	Rear Tyre	Slick-Medium		
		New Tyre		New Tyre						New Tyre		New Tyre			
20	8'10.254	17.515	28.466	24.052	23.999	292.6	20	8'10.254	17.515	28.466	24.052	23.999	292.6		
21	1'30.408	18.557	25.908	22.887	23.056	332.3	21	1'30.408	18.557	25.908	22.887	23.056	332.3		
22	1'51.344	P	18.535	25.855	29.390*	37.564	332.3	22	1'51.344	P	18.535	25.855	29.390*	37.564	332.3
Run #	5	Front Tyre	Slick-Medium	Rear Tyre	Slick-Medium			Run #	5	Front Tyre	Slick-Medium	Rear Tyre	Slick-Medium		
		3 Laps at start		New Tyre						3 Laps at start		New Tyre			
23	5'03.862	16.365	26.462	23.654	30.548	321.4	23	5'03.862	16.365	26.462	23.654	30.548	321.4		
24	1'30.195	18.497	25.882	22.781	23.035	333.3	24	1'30.195	18.497	25.882	22.781	23.035	333.3		

Fastest Lap: Jorge MARTIN Prima Pramac Racing SPA **1'29.826** 18.389 25.666 22.762 23.009

These data/results cannot be reproduced, stored and/or transmitted in whole or in part by any manner of electronic, mechanical, photocopying, recording, broadcasting or otherwise now known or herein after developed without the previous express consent by the copyright owner, except for reproduction in daily press and regular printed publications on sale to the public within 60 days of the event related to those data/results and always provided that copyright symbol appears together as follows below.
© DORNA, 2023



Practice

MotoGP

Lap	Lap Time	T1	T2	T3	T4	Speed	Lap	Lap Time	T1	T2	T3	T4	Speed
25	1'41.631	18.412	29.427	29.716	24.076	335.4	11	1'32.715	18.686	26.823	23.550	23.656	334.3
26	1'41.197 *	18.526	29.324*	28.473	24.874	329.2	12	1'31.643	18.592	26.219	23.282	23.550	331.2
12th 21 Franco MORBIDELLI YAMAHA ITA Monster Energy Yamaha MotoGP Runs=4 Total laps=24 Full laps=17 Valid laps=13							13	1'44.326	24.838	30.642	24.906	23.940	222.6
							14	1'32.453	18.715	26.326	23.353	24.059	330.2
							15	1'51.554 P	18.738	26.937	28.752	37.127	331.2

Run #	1	Front Tyre	Slick-Medium	Rear Tyre	Slick-Medium	Speed
			New Tyre	New Tyre		
1	2'16.535	16.332	29.161	25.151	24.363	255.3
2	1'32.199	18.741	26.453	23.509	23.496	330.2
3	1'35.074	18.698	29.286	23.486	23.604	333.3
4	1'31.521	18.615	26.294	23.211	23.401	330.2
5	1'31.296	18.590	26.316	23.086	23.304	329.2
6	1'31.093	18.611	26.167	23.011	23.304	330.2
7	1'56.439 P	18.498	32.761	27.075	38.105	331.2

Run #	2	Front Tyre	Slick-Medium	Rear Tyre	Slick-Medium	Speed
			7 Laps at start	7 Laps at start		
8	10'10.660	16.609	27.590	23.873	23.567	296.7
9	1'31.321	18.562	26.224	23.236	23.299	332.3
10	1'31.276	18.617	26.146	23.121	23.392	332.3
11	1'36.597 *	18.638	26.469*	27.218	24.272	332.3
12	1'31.532	18.661	26.288	23.231	23.352	330.2
13	1'41.295 *	18.691	26.672*	29.913	26.019	330.2
14	1'31.657	18.743	26.324	23.251	23.339	330.2
15	1'31.415	18.644	26.184	23.232	23.355	331.2
16	1'59.525 P	20.726	29.878	30.138	38.783	270.6

Run #	3	Front Tyre	Slick-Medium	Rear Tyre	Slick-Medium	Speed
			New Tyre	New Tyre		
17	12'12.858	16.326	27.454	23.617	23.527	309.4
18	1'30.446	18.443	25.862	22.970	23.171	332.3
19	1'30.217	18.441	25.863	22.859	23.054	332.3
20	1'53.535 P	22.681	29.310	24.574	36.970	206.5
Run #	4	Front Tyre	Slick-Medium	Rear Tyre	Slick-Medium	Speed
			4 Laps at start	New Tyre		
21	4'14.760	21.616	26.929	23.328	23.407	284.2
22	1'34.636	20.911	27.369	22.975	23.381	309.4
23	1'33.559 *	18.606	28.614*	23.099	23.240	334.3
24	1'39.105 *	18.492	32.057*	24.761	23.795	313.9

Run #	1	Front Tyre	Slick-Hard	Rear Tyre	Slick-Medium	Speed
			New Tyre	New Tyre		
1	1'57.977	16.593	29.141	25.804	25.600	287.2
2	1'37.010	18.838	29.795	24.400	23.977	331.2
3	1'32.477	18.704	26.236	23.351	24.186	332.3
4	1'36.687	19.059	26.953	26.529	24.146	326.2
5	1'31.816	18.713	26.458	23.221	23.424	329.2
6	1'32.072	18.684	26.375	23.326	23.687	330.2
7	1'34.596	18.618	28.764	23.655	23.559	330.2
8	1'31.660	18.611	26.279	23.262	23.508	331.2
9	1'53.569 P	18.691	30.382*	25.758	38.738	331.2
Run #	2	Front Tyre	Slick-Medium	Rear Tyre	Slick-Medium	Speed
			New Tyre	9 Laps at start		
10	6'50.674	21.245	27.871	24.520	24.087	276.2

Run #	3	Front Tyre	Slick-Medium	Rear Tyre	Slick-Hard	Speed
			6 Laps at start	New Tyre		
16	6'57.417	16.688	28.141	24.130	24.032	278.3
17	1'35.372	18.567	26.089	23.097	27.619	330.2
18	1'34.834	18.601	26.189	23.033	27.011	330.2
19	1'30.912	18.551	25.907	23.078	23.376	329.2
20	1'56.769 P	21.215	30.183	26.805	38.566	231.7

Run #	4	Front Tyre	Slick-Medium	Rear Tyre	Slick-Medium	Speed
			New Tyre	New Tyre		
21	5'59.518	18.112	28.295	24.670	24.924	310.3
22	1'30.462	18.506	25.862	22.878	23.216	332.3
23	1'30.224	18.449	25.853	22.833	23.089	331.2
24	1'53.488 P	21.629	29.730	25.190	36.939	219.0

Run #	5	Front Tyre	Slick-Medium	Rear Tyre	Slick-Medium	Speed
			4 Laps at start	New Tyre		
25	3'14.514	18.086	30.046	25.925	34.998	267.9
26	1'35.669	18.501	27.125	26.347	23.696	332.3
27	1'35.273 *	18.728	28.310*	24.230	24.005	304.2

14th 49 Fabio DI GIANNANTON DUCATI ITA
Gresini Racing MotoGP
Runs=5 Total laps=26 Full laps=17 Valid laps=16

Run #	1	Front Tyre	Slick-Medium	Rear Tyre	Slick-Medium	Speed
			New Tyre	New Tyre		
1	1'34.446	16.187	27.824	23.946	23.635	297.5
2	1'31.389	18.768	26.200	23.170	23.251	329.2
3	1'30.945	18.648	26.121	23.064	23.112	330.2
4	1'30.934	18.555	26.141	23.056	23.182	331.2
5	1'31.502	18.629	26.222	23.112	23.539	330.2
6	1'30.954	18.557	26.143	23.035	23.219	329.2
7	1'53.828 P	18.681	27.131	27.713	40.303	329.2

Run #	2	Front Tyre	Slick-Medium	Rear Tyre	Slick-Medium	Speed
			7 Laps at start	7 Laps at start		
8	9'25.050	17.258	28.030	23.698	23.673	278.3
9	1'31.543	18.711	26.306	23.201	23.325	330.2
10	1'31.125	18.666	26.120	23.050	23.289	330.2
11	1'31.181	18.600	26.125	23.059	23.397	331.2
12	1'53.964 P	19.893	30.211	25.083	38.777	284.9

Run #	3	Front Tyre	Slick-Medium	Rear Tyre	Slick-Hard	Speed
			12 Laps at start	New Tyre		
13	6'36.866	16.760	31.214	23.783	23.573	288.0
14	1'31.090	18.676	26.127	23.105	23.182	328.2
15	1'30.704	18.654	26.007	22.925	23.118	329.2
16	1'30.704	18.658	25.954	22.952	23.140	330.2
17	1'55.147 P	20.651	29.538	24.648	40.310	253.5

Run #	4	Front Tyre	Slick-Medium	Rear Tyre	Slick-Medium	Speed
			New Tyre	New Tyre		
18	5'53.320	16.610	26.892	23.933	23.490	313.0
19	1'40.794	18.746	25.900	26.712	29.436	329.2
20	1'30.490	18.622	25.860	22.770	23.238	329.2

Fastest Lap: Jorge MARTIN Prima Pramac Racing SPA 1'29.826 18.389 25.666 22.762 23.009

These data/results cannot be reproduced, stored and/or transmitted in whole or in part by any manner of electronic, mechanical, photocopying, recording, broadcasting or otherwise now known or herein after developed without the previous express consent by the copyright owner, except for reproduction in daily press and regular printed publications on sale to the public within 60 days of the event related to those data/results and always provided that copyright symbol appears together as follows below.
© DORNA, 2023



Practice

MotoGP

Lap	Lap Time	T1	T2	T3	T4	Speed	Lap	Lap Time	T1	T2	T3	T4	Speed
21	1'52.342 P	20.653*	28.397	24.144	39.148	270.6	8	1'31.797	18.786	26.371	23.242	23.398	329.2
Run # 5 Front Tyre Slick-Medium Rear Tyre Slick-Medium 4 Laps at start New Tyre							9	1'31.379	18.633	26.098	23.224	23.424	331.2
22	3'38.262	16.528	27.213	23.332	23.383	293.4	10	1'31.560	18.680	26.150	23.217	23.513	330.2
23	1'32.611	18.471	25.869	24.303	23.968	331.2	11	1'31.594	18.721	26.128	23.319	23.426	331.2
24	1'30.262	18.587	25.857	22.830	22.988	330.2	12	1'53.227 P	18.766	29.751	24.006	40.704	330.2
25	1'41.542	18.479	32.024	27.088	23.951	333.3	Run # 3 Front Tyre Slick-Medium Rear Tyre Slick-Medium 12 Laps at start 12 Laps at start						
26	1'37.537 *	18.537	30.136*	24.930	23.934	306.8	13	7'16.673	17.445	27.283	23.675	23.470	293.4

15th 44 **Po ESPARGARO** KTM SPA
GASGAS Factory Racing Tech3
Runs=4 Total laps=21 Full laps=14 Valid laps=13

Run #	Front Tyre	Slick-Medium	Rear Tyre	Slick-Medium	Speed
Run # 1	New Tyre		New Tyre		
1	2'06.260	15.881	28.967	25.438	28.834 266.6
2	1'42.043	19.005	29.690	29.033	24.315 327.2
3	1'33.114	18.603	26.499	24.040	23.972 331.2
4	1'37.757	18.580	26.406	28.858	23.913 327.2
5	1'31.530	18.509	26.320	23.296	23.405 331.2
6	1'44.492 P	18.571	26.412	23.442	36.067 326.2

Run #	Front Tyre	Slick-Medium	Rear Tyre	Slick-Medium	Speed
Run # 2	6 Laps at start		6 Laps at start		
7	9'14.882	16.020	28.062	24.804	24.484 292.6
8	1'35.810	18.595	26.519	26.683	24.013 334.3
9	1'32.231	18.555	26.449	23.461	23.766 335.4
10	1'31.457	18.460	26.277	23.279	23.441 333.3
11	1'36.225	18.490	26.338	26.147	25.250 336.4
12	1'32.412	18.530	26.408	23.423	24.051 328.2
13	1'55.386 P	21.234	32.477	24.016	37.659 257.1

Run #	Front Tyre	Slick-Medium	Rear Tyre	Slick-Medium	Speed
Run # 3	New Tyre		New Tyre		
14	16'53.697	15.922	27.747	24.630	23.467 302.5
15	1'37.799	18.687	26.503	28.156	24.453 331.2
16	1'30.549	18.449	26.009	22.968	23.123 331.2
17	1'51.594 P	19.844	28.728	25.735	37.287 263.4
Run # 4	4 Laps at start		New Tyre		
18	4'36.228	17.109	27.370	23.794	23.467 293.4
19	1'49.238	18.347	26.017	34.801	30.073 333.3
20	1'30.268	18.318	25.880	23.038	23.032 334.3
21	1'40.007 *	18.459	30.997*	25.137	25.414 314.8

16th 36 **Joan MIR** HONDA SPA
Repsol Honda Team
Runs=5 Total laps=23 Full laps=14 Valid laps=10

Run #	Front Tyre	Slick-Medium	Rear Tyre	Slick-Medium	Speed
Run # 1	New Tyre		New Tyre		
1	2'05.127	16.295	28.366	24.882	24.816 273.4
2	1'32.964	18.904	26.650	23.774	23.636 329.2
3	1'31.857 *	18.778	26.315	23.375	23.389* 331.2
4	1'31.721	18.761	26.368	23.256	23.336 328.2
5	1'31.564	18.741	26.308	23.230	23.285 329.2
6	1'52.689 P	18.747	28.798	27.786	37.358 305.9

Run #	Front Tyre	Slick-Medium	Rear Tyre	Slick-Medium	Speed
Run # 2	6 Laps at start		6 Laps at start		
7	11'35.496	16.503	27.428	23.798	23.632 290.3

17th 25 **Raul FERNANDEZ** APRILIA SPA
CryptoDATA RNF MotoGP Team
Runs=4 Total laps=23 Full laps=16 Valid laps=13

Run #	Front Tyre	Slick-Medium	Rear Tyre	Slick-Medium	Speed
Run # 1	New Tyre		New Tyre		
1	2'31.208	15.858	28.764	24.685	23.981 300.8
2	1'34.126	18.706	27.902	23.666	23.852 332.3
3	1'32.002	18.719	26.564	23.258	23.461 328.2
4	1'31.562	18.710	26.340	23.108	23.404 328.2
5	1'31.374	18.660	26.287	23.084	23.343 329.2
6	1'31.326	18.627	26.105	23.247	23.347 330.2
7	1'31.412	18.641	26.137	23.142	23.492 332.3
8	1'47.280 P	18.761	27.303	23.878	37.338 320.4
Run # 2	8 Laps at start		New Tyre		
9	7'34.262	15.955	27.776	28.248	23.604 308.5
10	1'31.307	18.759	26.189	23.024	23.335 330.2
11	1'30.908	18.598	26.067	22.966	23.277 331.2
12	1'31.150	18.683	26.142	22.914	23.411 329.2
13	1'31.354 *	18.691	26.004	23.011*	23.648 329.2
14	1'40.115 *	18.713	26.310*	28.329	26.763 329.2
15	1'50.692 P	19.426	27.541	24.245	39.480 326.2

Run #	Front Tyre	Slick-Medium	Rear Tyre	Slick-Medium	Speed
Run # 3	New Tyre		New Tyre		
16	15'18.963	16.165	28.032	24.535	23.521 275.5
17	1'30.752	18.584	25.973	23.023	23.172 331.2
18	1'30.343	18.557	25.894	22.805	23.087 331.2
19	1'58.603 P	25.028	30.110	25.491	37.974 175.8
Run # 4	4 Laps at start		New Tyre		
20	4'41.044	15.262	27.274	23.650	23.572 302.5
21	1'47.444	18.418	37.529	25.223	26.274 332.3

Fastest Lap: Jorge MARTIN Prima Pramac Racing SPA **1'29.826** 18.389 25.666 22.762 23.009

These data/results cannot be reproduced, stored and/or transmitted in whole or in part by any manner of electronic, mechanical, photocopying, recording, broadcasting or otherwise now known or herein after developed without the previous express consent by the copyright owner, except for reproduction in daily press and regular printed publications on sale to the public within 60 days of the event related to those data/results and always provided that copyright symbol appears together as follows below.
© DORNA, 2023



Practice

MotoGP

Lap	Lap Time	T1	T2	T3	T4	Speed	Lap	Lap Time	T1	T2	T3	T4	Speed		
22	1'30.838	18.578	26.050	22.869	23.341	332.3	15	1'35.730	18.613	28.674	24.770	23.673	332.3		
23	1'30.583 *	18.555	25.946*	22.751	23.331	331.2	16	1'46.079 P	18.629	26.249	23.324	37.877	331.2		
18th 73 Alex MARQUEZ DUCATI SPA Gresini Racing MotoGP Runs=4 Total laps=20 Full laps=13 Valid laps=10							Run # 3 Front Tyre Slick-Medium Rear Tyre Slick-Medium New Tyre New Tyre								
Run # 1	Front Tyre	Slick-Medium	Rear Tyre	Slick-Medium				Run # 3	Front Tyre	Slick-Medium	Rear Tyre	Slick-Medium			
		New Tyre		New Tyre					4 Laps at start		New Tyre				
1	1'42.838	15.694	28.799	25.224	24.310	280.5	17	13'39.167	17.788	27.551	25.772	25.367	310.3		
2	1'33.198 *	18.814	26.565*	23.744	24.075	329.2	18	1'31.152	18.579	26.219	23.180	23.174	327.2		
3	1'31.085	18.544	26.075	23.209	23.257	331.2	19	1'31.159	18.580	26.170	23.089	23.320	331.2		
4	1'30.963	18.553	26.129	22.980	23.301	329.2	20	1'47.543 P	18.463	26.919	23.948	38.213	332.3		
5	1'30.728	18.558	26.098	22.859	23.213	330.2	Run # 4 Front Tyre Slick-Medium Rear Tyre Slick-Medium 4 Laps at start New Tyre								
6	1'30.824	18.464	26.058	22.973	23.329	329.2	21	2'51.356	15.553	26.970	23.705	23.843	305.9		
7	1'48.214 P	19.533	27.520	23.790	37.371	305.9	22	1'30.915	18.523	26.037	23.223	23.132	329.2		
Run # 2 Front Tyre Slick-Medium Rear Tyre Slick-Medium 7 Laps at start 7 Laps at start							20th 30 Takaaki NAKAGAMI HONDA JPN LCR Honda IDEMITSU Runs=5 Total laps=27 Full laps=18 Valid laps=12								
8	10'29.425	16.760	27.966	24.401	24.005	291.1	Run # 1	Front Tyre	Slick-Medium	Rear Tyre	Slick-Medium				
9	1'31.689	18.614	26.396	23.255	23.424	330.2			New Tyre		New Tyre				
10	1'31.165	18.547	26.157	23.068	23.393	332.3	1	1'56.627	16.751	29.821	26.094	25.953	260.8		
11	1'31.391	18.661	26.162	23.061	23.507	329.2	2	1'38.715	18.947	27.392	28.639	23.737	320.4		
12	1'33.721	18.535	26.270	23.200	25.716	330.2	3	1'31.460	18.643	26.332	23.185	23.300	314.8		
13	1'52.860 P	21.765	27.438	24.577	39.080	301.6	4	1'31.019	18.572	26.182	23.025	23.240	325.3		
Run # 3 Front Tyre Slick-Medium Rear Tyre Slick-Medium New Tyre New Tyre							Run # 2 Front Tyre Slick-Medium Rear Tyre Slick-Medium 6 Laps at start 6 Laps at start								
14	16'57.330	16.187	28.033	24.395	24.169	281.2	5	1'31.146	18.640	26.224	23.127	23.155	325.3		
15	1'30.670	18.546	25.877	22.971	23.276	329.2	6	1'46.444 P	19.458*	26.928	23.489	36.569	315.7		
16	1'48.560 P	18.648	25.932	23.345*	40.635	329.2	Run # 3 Front Tyre Slick-Medium Rear Tyre Slick-Medium 14 Laps at start New Tyre								
Run # 4 Front Tyre Slick-Medium Rear Tyre Slick-Medium 3 Laps at start New Tyre							7	7'51.610	15.762	28.709	24.358	23.833	271.3		
17	5'31.439	16.111	27.348	23.991	24.129	311.2	8	1'31.811 *	18.645	26.273	23.262*	23.631	327.2		
18	1'30.367	18.444	25.929	22.816	23.178	330.2	9	1'31.377	18.625	26.287	23.127	23.338	328.2		
19	1'34.106 *	18.397	25.750	23.233*	26.726	331.2	10	1'32.985 *	19.227*	26.646	23.503*	23.609	319.5		
20	1'32.305 *	18.412	26.980*	23.344	23.569	330.2	11	1'31.251	18.709	26.206	23.035	23.301	327.2		
19th 23 Enea BASTIANINI DUCATI ITA Ducati Lenovo Team Runs=4 Total laps=24 Full laps=17 Valid laps=14							12	1'33.726 *	18.625	26.152*	25.077	23.872	327.2		
Run # 1	Front Tyre	Slick-Medium	Rear Tyre	Slick-Medium				13	1'31.242	18.652	26.171	23.091	23.328	328.2	
		New Tyre		New Tyre					14	1'48.455 P	18.659	26.096	25.338	38.362	329.2
1	2'09.164	16.922	28.852	26.059	30.738	270.6	Run # 4 Front Tyre Slick-Medium Rear Tyre Slick-Medium New Tyre New Tyre								
2	1'38.434	18.984	27.101	28.362	23.987	313.0	15	6'19.205 *	16.721	30.558	28.381	26.945*	281.2		
3	1'32.546	18.770	26.624	23.579	23.573	330.2	16	1'32.877 *	19.063*	26.875	23.522	23.417	317.6		
4	1'38.189 *	18.727	26.606*	29.105	23.751	328.2	17	1'30.990	18.714	26.089	23.017	23.170	327.2		
5	1'31.963	18.817	26.314	23.378	23.454	330.2	18	1'31.039	18.646	26.017	23.031	23.345	327.2		
6	1'31.897	18.723	26.421	23.274	23.479	330.2	19	1'51.133 P	21.060*	28.103	24.165	37.805	254.1		
7	1'36.235	18.622	26.294	24.582	26.737	332.3	Run # 5 Front Tyre Slick-Medium Rear Tyre Slick-Medium 4 Laps at start New Tyre								
8	1'31.840	18.679	26.369	23.290	23.502	322.3	20	6'54.558	19.564	31.129	25.815	23.384	227.3		
9	1'48.244 P	18.654	28.682	24.050	36.858	331.2	21	1'31.111	18.630	26.259	23.089	23.133	328.2		
Run # 2 Front Tyre Slick-Medium Rear Tyre Slick-Hard 9 Laps at start New Tyre							22	1'34.949	18.648	27.618	25.044	23.639	328.2		
10	10'35.025	16.957	27.330	23.772	23.692	317.6	23	1'46.870 P	18.931	27.213	23.886	36.840	300.8		
11	1'31.591	18.602	26.371	23.303	23.315	331.2	Run # 4 Front Tyre Slick-Medium Rear Tyre Slick-Medium New Tyre								
12	1'31.417	18.536	26.349	23.228	23.304	332.3	24	3'05.539	17.086	34.738	29.520	27.138	255.9		
13	1'31.406	18.572	26.272	23.159	23.403	332.3	25	1'31.379	18.611	26.207	23.368	23.193	324.3		
14	1'35.567	18.650	28.641	23.996	24.280	330.2	26	1'31.677 *	18.469	26.915*	23.080	23.213	331.2		
Fastest Lap: Jorge MARTIN Prima Pramac Racing SPA 1'29.826 18.389 25.666 22.762 23.009							27	1'30.772 *	18.546	26.072*	22.872*	23.282	324.3		

These data/results cannot be reproduced, stored and/or transmitted in whole or in part by any manner of electronic, mechanical, photocopying, recording, broadcasting or otherwise now known or herein after developed without the previous express consent by the copyright owner, except for reproduction in daily press and regular printed publications on sale to the public within 60 days of the event related to those data/results and always provided that copyright symbol appears together as follows below.
© DORNA, 2023



Lap	Lap Time	T1	T2	T3	T4	Speed	Lap	Lap Time	T1	T2	T3	T4	Speed
21st	88	Miguel OLIVEIRA		APRILIA		POR							
		CryptoDATA RNF MotoGP Team											
		Runs=4		Total laps=23		Full laps=16		Valid laps=14					
Run #	1	Front Tyre	Slick-Hard	Rear Tyre	Slick-Medium								
		New Tyre			3 Laps at start								
1	2'18.054	16.758	29.093	25.299	26.004	250.5							
2	1'34.187	19.075	27.172	23.923	24.017	319.5							
3	1'32.626	18.798	26.701	23.331	23.796	327.2							
4	1'32.095	18.730	26.496	23.387	23.482	327.2							
5	1'31.469	18.617	26.280	23.145	23.427	330.2							
6	1'37.634	18.800	29.727	25.396	23.711	329.2							
7	1'31.840	18.764	26.243	23.362	23.471	330.2							
8	1'31.826	18.716	26.263	23.392	23.455	331.2							
9	1'31.562	18.632	26.254	23.243	23.433	332.3							
10	1'47.293 P	19.347	27.289	23.487	37.170	294.2							
Run #	2	Front Tyre	Slick-Hard	Rear Tyre	Slick-Hard								
		10 Laps at start			New Tyre								
11	9'16.016	17.811	31.693	24.747	24.191	282.7							
12	1'32.119	18.758	26.425	23.412	23.524	330.2							
13	1'31.314	18.656	26.225	23.159	23.274	331.2							
14	1'31.383	18.645	26.161	23.195	23.382	331.2							
15	1'53.200 P	21.288	29.088	24.492	38.332	279.7							
Run #	3	Front Tyre	Slick-Medium	Rear Tyre	Slick-Medium								
		New Tyre			New Tyre								
16	10'58.630	17.688	28.309	24.654	24.230	266.6							
17	1'31.149	18.591	26.209	23.168	23.181	330.2							
18	1'31.104	18.464	26.025	23.194	23.421	332.3							
19	1'54.351 P	22.600	28.306	24.742	38.703	284.9							
Run #	4	Front Tyre	Slick-Medium	Rear Tyre	Slick-Medium								
		4 Laps at start			New Tyre								
20	8'02.634	15.487	26.916	23.968	29.778	294.2							
21	1'40.580 *	18.583*	31.366	27.052	23.579	332.3							
22	1'31.109	18.458	26.174	22.953	23.524	334.3							
23	1'35.210 *	18.422	28.981*	23.709	24.098	334.3							

Fastest Lap: Jorge MARTIN Prima Pramac Racing SPA **1'29.826** 18.389 25.666 22.762 23.009

These data/results cannot be reproduced, stored and/or transmitted in whole or in part by any manner of electronic, mechanical, photocopying, recording, broadcasting or otherwise now known or herein after developed without the previous express consent by the copyright owner, except for reproduction in daily press and regular printed publications on sale to the public within 60 days of the event related to those data/results and always provided that copyright symbol appears together as follows below.
© DORNA, 2023





4554 m.

OR THAILAND GRAND PRIX

Practice

Best Partial Times

MotoGP™

IT Ideal Lap Time, sum of the best partial times

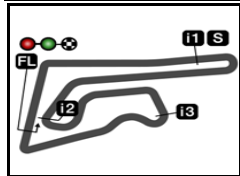
BT Best Lap Time

T1		T2		T3		T4				IT		BT	
Pos	Rider	Time	Rider	Time	Rider	Time	Rider	Time	Pos	Rider	IT	BT	
1	B.BINDER	18.273	J.MARTIN	25.651	A.FERNANDEZ	22.709	B.BINDER	22.924	1	B.BINDER	1'29.784	1'30.121	(9)
2	P.ESPARGARO	18.318	J.ZARCO	25.709	M.VIÑALES	22.717	M.BEZZECCHI	22.928	2	J.MARTIN	1'29.790	1'29.826	(1)
3	M.BEZZECCHI	18.374	M.BEZZECCHI	25.745	L.MARINI	22.751	A.FERNANDEZ	22.935	3	M.VIÑALES	1'29.819	1'29.924	(2)
4	F.QUARTARARO	18.379	A.MARQUEZ	25.750	R.FERNANDEZ	22.751	E.BASTIANINI	22.941	4	M.BEZZECCHI	1'29.862	1'30.034	(6)
5	M.VIÑALES	18.382	M.VIÑALES	25.777	A.ESPARGARO	22.754	M.VIÑALES	22.943	5	J.ZARCO	1'29.963	1'30.006	(4)
6	J.MARTIN	18.389	B.BINDER	25.784	J.MARTIN	22.762	F.QUARTARARO	22.965	6	L.MARINI	1'29.969	1'30.025	(5)
7	A.MARQUEZ	18.397	L.MARINI	25.785	F.DI GIANNANTO	22.770	J.ZARCO	22.966	7	A.ESPARGAR	1'29.986	1'29.986	(3)
8	A.ESPARGARO	18.401	J.MIR	25.788	M.MARQUEZ	22.781	F.BAGNAIA	22.984	8	F.QUARTARAR	1'30.008	1'30.074	(8)
9	F.BAGNAIA	18.404	F.BAGNAIA	25.812	B.BINDER	22.803	A.ESPARGARO	22.986	9	F.BAGNAIA	1'30.069	1'30.069	(7)
10	M.MARQUEZ	18.412	F.QUARTARARO	25.813	M.BEZZECCHI	22.815	L.MARINI	22.987	10	M.MARQUEZ	1'30.083	1'30.195	(11)
11	R.FERNANDEZ	18.418	A.ESPARGARO	25.845	A.MARQUEZ	22.816	F.DI GIANNANTO	22.988	11	A.FERNANDEZ	1'30.086	1'30.130	(10)
12	M.OLIVEIRA	18.422	J.MILLER	25.853	J.MILLER	22.833	J.MARTIN	22.988	11	F.DI GIANNAN	1'30.086	1'30.262	(14)
13	J.ZARCO	18.435	M.MARQUEZ	25.855	F.QUARTARARO	22.851	P.ESPARGARO	23.032	13	A.MARQUEZ	1'30.141	1'30.367	(18)
14	F.MORBIDELLI	18.441	F.DI GIANNANTO	25.857	J.ZARCO	22.853	M.MARQUEZ	23.035	14	R.FERNANDEZ	1'30.150	1'30.343	(17)
15	E.BASTIANINI	18.441	F.MORBIDELLI	25.862	F.MORBIDELLI	22.859	F.MORBIDELLI	23.054	15	P.ESPARGAR	1'30.198	1'30.268	(15)
16	L.MARINI	18.446	P.ESPARGARO	25.880	F.BAGNAIA	22.869	R.FERNANDEZ	23.087	16	F.MORBIDELLI	1'30.216	1'30.217	(12)
17	J.MILLER	18.449	R.FERNANDEZ	25.894	J.MIR	22.879	J.MILLER	23.089	17	J.MILLER	1'30.224	1'30.224	(13)
18	A.FERNANDEZ	18.465	A.FERNANDEZ	25.977	E.BASTIANINI	22.902	J.MIR	23.105	18	J.MIR	1'30.292	1'30.295	(16)
19	T.NAKAGAMI	18.469	T.NAKAGAMI	26.017	M.OLIVEIRA	22.953	T.NAKAGAMI	23.133	19	E.BASTIANINI	1'30.321	1'30.915	(19)
20	F.DI GIANNANTO	18.471	M.OLIVEIRA	26.025	P.ESPARGARO	22.968	A.MARQUEZ	23.178	20	M.OLIVEIRA	1'30.581	1'31.104	(21)
21	J.MIR	18.520	E.BASTIANINI	26.037	T.NAKAGAMI	23.017	M.OLIVEIRA	23.181	21	T.NAKAGAMI	1'30.636	1'30.990	(20)

These data/results cannot be reproduced, stored and/or transmitted in whole or in part by any manner of electronic, mechanical, photocopying, recording, broadcasting or otherwise now known or herein after developed without the previous express consent by the copyright owner, except for reproduction in daily press and regular printed publications on sale to the public within 60 days of the event related to those data/results and always provided that copyright symbol appears together as follows below.
© DORNA, 2023


Official MotoGP Timing by 
www.motogp.com





4554 m.

OR THAILAND GRAND PRIX
Practice
Fastest Laps Sequence

<i>Practice Time</i>	 <i>Rider</i>	<i>Nation</i>	<i>Motorcycle</i>	<i>Time</i>	<i>Km/h</i>	<i>Rider's Lap</i>
3'05.835	49 Fabio DI GIANNANTONI	ITA	DUCATI	1'31.389	179.3	2
4'36.780	49 Fabio DI GIANNANTONI	ITA	DUCATI	1'30.945	180.2	3
5'54.542	20 Fabio QUARTARARO	FRA	YAMAHA	1'30.835	180.4	3
7'48.812	73 Alex MARQUEZ	SPA	DUCATI	1'30.728	180.6	5
25'15.611	12 Maverick VIÑALES	SPA	APRILIA	1'30.613	180.9	11
47'26.584	33 Brad BINDER	RSA	KTM	1'30.247	181.6	17
48'56.705	33 Brad BINDER	RSA	KTM	1'30.121	181.9	18
49'06.710	12 Maverick VIÑALES	SPA	APRILIA	1'29.924	182.3	21
57'49.024	89 Jorge MARTIN	SPA	DUCATI	1'29.826	182.5	22

These data/results cannot be reproduced, stored and/or transmitted in whole or in part by any manner of electronic, mechanical, photocopying, recording, broadcasting or otherwise now known or herein after developed without the previous express consent by the copyright owner, except for reproduction in daily press and regular printed publications on sale to the public within 60 days of the event related to those data/results and always provided that copyright symbol appears together as follows below.

© DORNA, 2023

