

4554 m.

BURIRAM THAILAND GRAND PRIX
Race

Classification after 26 laps = 118.404 km

29

Pos		Rider	Nation	Team	Motorcycle	Total Time	Km/h	Gap
1	25	89 Jorge MARTIN	SPA	Prima Pramac Racing	DUCATI	39'40.045	179.0	
2	20	1 Francesco BAGNAIA	ITA	Ducati Lenovo Team	DUCATI	39'40.298	179.0	0.253
3	16	33 Brad BINDER	RSA	Red Bull KTM Factory Racing	KTM	39'40.159	179.0	0.114
4	13	72 Marco BEZZECCHI	ITA	Mooney VR46 Racing Team	DUCATI	39'42.050	178.9	2.005
5	11	20 Fabio QUARTARARO	FRA	Monster Energy Yamaha MotoGP	YAMAHA	39'44.595	178.7	4.550
6	10	93 Marc MARQUEZ	SPA	Repsol Honda Team	HONDA	39'45.407	178.6	5.362
7	9	10 Luca MARINI	ITA	Mooney VR46 Racing Team	DUCATI	39'46.823	178.5	6.778
8	8	41 Aleix ESPARGARO	SPA	Aprilia Racing	APRILIA	39'47.348	178.7	7.303
9	7	49 Fabio DI GIANNANTONIO	ITA	Gresini Racing MotoGP	DUCATI	39'47.614	178.5	7.569
10	6	5 Johann ZARCO	FRA	Prima Pramac Racing	DUCATI	39'49.422	178.3	9.377
11	5	21 Franco MORBIDELLI	ITA	Monster Energy Yamaha MotoGP	YAMAHA	39'51.213	178.2	11.168
12	4	36 Joan MIR	SPA	Repsol Honda Team	HONDA	39'52.035	178.1	11.990
13	3	23 Enea BASTIANINI	ITA	Ducati Lenovo Team	DUCATI	39'52.368	178.1	12.323
14	2	30 Takaaki NAKAGAMI	JPN	LCR Honda IDEMITSU	HONDA	39'54.582	178.0	14.537
15	1	25 Raul FERNANDEZ	SPA	CryptoDATA RNF MotoGP Team	APRILIA	39'55.138	177.9	15.093
16		43 Jack MILLER	AUS	Red Bull KTM Factory Racing	KTM	39'57.685	177.7	17.640
17		37 Augusto FERNANDEZ	SPA	GASGAS Factory Racing Tech3	KTM	40'01.352	177.5	21.307
18		44 Poi ESPARGARO	SPA	GASGAS Factory Racing Tech3	KTM	40'01.480	177.4	21.435
Not classified								
		12 Maverick VIÑALES	SPA	Aprilia Racing	APRILIA	35'57.872	174.7	3 laps
		73 Alex MARQUEZ	SPA	Gresini Racing MotoGP	DUCATI	18'18.439	179.1	14 laps
		88 Miguel OLIVEIRA	POR	CryptoDATA RNF MotoGP Team	APRILIA	9'17.720	176.3	20 laps

Race condition: Dry
Air: 31°
Humidity: 60%
Ground: 37°

Pole Position:		Jorge MARTIN	1'29.287	183.6 Km/h
Fastest Lap (New record):	Lap 9	Marco BEZZECCHI	1'30.896	180.3 Km/h
Best Race Lap:	2019	Marc MARQUEZ	1'30.904	180.3 Km/h
All Time Lap Record:	2023	Jorge MARTIN	1'29.287	183.6 Km/h

14:35'00
14:59'46
15:01'55
15:04'15
15:11'58 **Miguel OLIVEIRA**
15:12'21 Miguel OLIVEIRA
15:17'04 **Maverick VIÑALES**
15:21'34 Alex MARQUEZ
15:21'52 **Franco MORBIDELLI**
15:29'39 **Fabio QUARTARARO**
15:32'27 **Luca MARINI**
15:37'52 Maverick VIÑALES
15:42'20 **Brad BINDER**
16:14'59 **Aleix ESPARGARO**

SIGHTING LAP START
WARM UP LAP START
RACE START
No jump starts
black flag with orange disc
stopped with technical issue
track limits warning
crashed out - Rider OK
track limits warning
track limits warning
track limits warning
entered pits and retired
1 position penalty due to exceeding track limit on the last lap
3 seconds penalty

FIM MotoGP Stewards time penalty for rider #41 due to technical infringement.

The results are provisional until the end of the limit for protest and appeals.

Time limit for protest expires 60' after publication of the results - Time:

These data/results cannot be reproduced, stored and/or transmitted in whole or in part by any manner of electronic, mechanical, photocopying, recording, broadcasting or otherwise now known or herein after developed without the previous express consent by the copyright owner, except for reproduction in daily press and regular printed publications on sale to the public within 60 days of the event related to those data/results and always provided that copyright symbol appears together as follows below.

© DORNA, 2023

Official MotoGP Timing by TISSOT
www.motogp.com

Buriram, Sunday, October 29, 2023





OR THAILAND GRAND PRIX

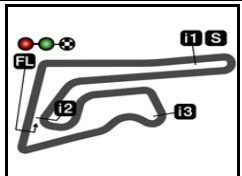
World Championship Classification

30

Rider	Points	Leader	Prev	POR	ARG	AME	SPA	FRA	ITA	GER	NED	GBR	AUT	CAT	RSM	IND	JPN	INA	AUS	THA	MAL	QAT	VAL	
1 BAGNAIA Francesco [ITA]	389			37 12 25	4 4 0	12 12 -	34 9 25	7 7 -	37 12 25	29 9 20	34 9 25	20 0 20	37 12 25	9 9 -	23 7 16	9 9 -	27 7 20	27 2 25	20 - 20	23 3 20				
2 MARTIN Jorge [SPA]	376	13	13	9 9 -	13 2 11	7 7 -	19 6 13	32 12 20	27 7 20	37 12 25	15 4 11	14 4 10	16 7 9	21 5 16	37 12 25	32 12 20	37 12 25	12 12 -	11 - 11	37 12 25				
3 BEZZECCHI Marco [ITA]	310	79	66	16 - 16	34 9 25	14 4 10	1 1 -	28 3 25	17 9 8	16 3 13	32 12 20	9 9 -	16 - 16	6 2 4	29 9 20	30 5 25	17 4 13	18 7 11	10 - 10	17 4 13				
4 BINDER Brad [RSA]	249	140	61	10 0 10	12 12 0	8 5 3	32 12 20	19 9 10	11 0 11	4 4 -	18 5 13	17 1 16	29 9 20	6 6 -	7 5 2	19 6 13	9 9 -	10 0 10	13 - 13	25 9 16				
5 ESPARGARO Aleix [SPA]	198	191	51	11 4 7	1 - 1	6 6 -	11 - 11	13 2 11	12 2 10	1 1 0	22 6 16	30 5 25	10 3 7	37 12 25	6 2 4	- - -	11 - 11	6 - 6	8 - 8	13 5 8				
6 ZARCO Johann [FRA]	194	195	4	15 2 13	20 0 20	9 0 9	2 2 -	20 4 16	22 6 16	21 5 16	0 0 -	13 6 7	3 - 3	16 3 13	6 0 6	10 - 10	5 5 -	0 0 -	25 - 25	7 1 6				
7 VIÑALES Maverick [SPA]	170	219	24	25 5 20	7 3 4	13 0 13	3 3 -	1 1 -	4 0 4	- - -	3 3 -	18 7 11	12 2 10	27 7 20	15 4 11	10 2 8	1 1 0	26 6 20	5 - 5	0 0				
8 MARINI Luca [ITA]	164	225	6	- - -	15 7 8	23 3 20	10 0 10	6 6 -	18 5 13	17 6 11	9 0 9	9 0 9	13 - 13	5 0 5	10 3 7	- - -	- - -	9 9 -	4 - 4	16 7 9				
9 QUARTARARO Fabio [FRA]	145	244	19	8 0 8	10 1 9	16 0 16	6 0 6	9 - 9	5 0 5	3 0 3	7 7 -	1 0 1	8 0 8	9 0 9	3 0 3	20 4 16	6 0 6	21 5 16	2 - 2	11 0 11				
10 MILLER Jack [AUS]	144	245	1	15 6 9	10 0 10	1 1 -	23 7 16	- - -	13 4 9	17 7 10	0 0 -	11 3 8	6 5 1	8 0 8	0 0 -	5 3 2	16 6 10	10 1 9	9 - 9	0 0 0				
11 MARQUEZ Alex [SPA]	117	272	27	12 1 11	21 5 16	- - -	8 - 8	0 0 -	- - -	11 2 9	11 1 10	12 12 -	17 6 11	10 0 10	6 1 5	- - -	- - -	- - -	7 - 7	2 2				
12 DI GIANNANTONIO Fabio [ITA]	93	296	24	0 0 -	6 0 6	7 0 7	4 0 4	8 0 8	2 0 2	7 0 7	- - -	3 0 3	0 0 0	6 0 6	0 0 0	0 0 -	10 2 8	17 4 13	16 - 16	7 - 7				

These data/results cannot be reproduced, stored and/or transmitted in whole or in part by any manner of electronic, mechanical, photocopying, recording, broadcasting or otherwise now known or herein after developed without the previous express consent by the copyright owner, except for reproduction in daily press and regular printed publications on sale to the public within 60 days of the event related to those data/results and always provided that copyright symbol appears together as follows below.
© DORNA, 2023





OR THAILAND GRAND PRIX

4554 m.

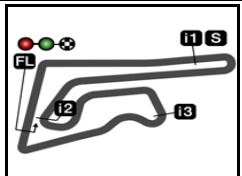
World Championship Classification

30

Rider	Points	Leader	Prev	POR	ARG	AME	SPA	FRA	ITA	GER	NED	GBR	AUT	CAT	RSM	IND	JPN	INA	AUS	THA	MAL	QAT	VAL	
13 MORBIDELLI Franco [ITA]	84	305	9	2 0 2	19 6 13	8 0 8	5 0 5	6 0 6	6 0 6	4 0 4	7 0 7	2 0 2	6 1 5	2 0 2	1 0 1	9 0 9	0 0 0	2 0 2	0 - 0	5 0 5				
14 MARQUEZ Marc [SPA]	81	308	3	7 7 -	- - -	- - -	- - -	5 5 -	3 3 -	0 0 -	0 0 -	0 0 -	4 0 4	3 0 3	9 0 9	14 7 7	19 3 16	- - -	1 - 1	16 6 10				
15 OLIVEIRA Miguel [POR]	76	313	5	3 3 -	- - -	13 2 11	5 5 -	- - -	0 0 -	6 0 6	0 0 -	13 0 13	- - -	15 4 11	10 0 10	4 0 4	0 0 0	4 0 4	3 - 3	0 0				
16 FERNANDEZ Augusto [SPA]	67	322	9	3 - 3	5 0 5	6 0 6	3 0 3	13 - 13	1 0 1	5 0 5	6 0 6	7 2 5	2 0 2	7 0 7	0 0 0	0 0 -	9 0 9	0 0 -	- - -	0 - 0				
17 RINS Alex [SPA]	54	335	13	6 0 6	7 0 7	34 9 25	0 0 -	0 0 -	- - -	- - -	- - -	- - -	- - -	- - -	- - -	- - -	- - -	7 0 7	- - -	- - -				
18 NAKAGAMI Takaaki [JPN]	52	337	2	4 0 4	3 0 3	0 0 -	7 - 7	7 0 7	3 0 3	2 0 2	8 0 8	0 0 0	0 - 0	1 0 1	0 0 0	5 0 5	5 0 5	5 0 5	0 - 0	2 0 2				
19 BASTIANINI Enea [ITA]	45	344	7	- - -	- - -	- - -	- - -	- - -	8 1 7	8 0 8	2 2 -	0 0 -	6 0 6	1 1 -	- - -	- - -	- - -	11 3 8	6 - 6	3 0 3				
20 FERNANDEZ Raul [SPA]	40	349	5	0 0 -	2 0 2	0 0 -	1 0 1	- - -	0 0 0	1 0 1	4 0 4	6 0 6	0 0 -	0 0 -	8 0 8	7 1 6	7 0 7	3 0 3	0 - 0	1 0 1				
21 PEDROSA Dani [SPA]	32	357	8	- - -	- - -	- - -	13 4 9	- - -	- - -	- - -	- - -	- - -	- - -	- - -	19 6 13	- - -	- - -	- - -	- - -	- - -				
22 MIR Joan [SPA]	24	365	8	5 - 5	- - -	0 0 -	- - -	0 0 -	- - -	- - -	- - -	0 0 -	0 0 -	0 0 0	0 0 -	11 - 11	4 0 4	0 0 -	- - -	4 0 4				
23 ESPARGARO Pol [SPA]	12	377	12	- - -	- - -	- - -	- - -	- - -	- - -	- - -	- - -	4 0 4	4 4 0	- - -	0 0 -	3 - 3	1 0 1	0 0 -	0 - 0	0 0 0				
24 SAVADORI Lorenzo [ITA]	9	380	3	- - -	- - -	- - -	- - -	4 0 4	0 0 0	- - -	5 0 5	- - -	0 - 0	- - -	- - -	- - -	- - -	- - -	- - -	- - -				

These data/results cannot be reproduced, stored and/or transmitted in whole or in part by any manner of electronic, mechanical, photocopying, recording, broadcasting or otherwise now known or herein after developed without the previous express consent by the copyright owner, except for reproduction in daily press and regular printed publications on sale to the public within 60 days of the event related to those data/results and always provided that copyright symbol appears together as follows below.
© DORNA, 2023





OR THAILAND GRAND PRIX

4554 m.

World Championship Classification

30

Rider	Points	Leader	Prev	POR	ARG	AME	SPA	FRA	ITA	GER	NED	GBR	AUT	CAT	RSM	IND	JPN	INA	AUS	THA	MAL	QAT	VAL
25 FOLGER Jonas [GER]	9	380	0	-	-	4	0	3	0	0	2	-	-	-	-	-	-	-	-	-	-	-	-
26 BRADL Stefan [GER]	8	381	1	-	-	0	2	-	-	-	3	-	-	-	0	1	2	-	-	-	-	-	-
27 PIRRO Michele [ITA]	5	384	3	-	-	5	-	-	0	-	-	-	-	-	0	0	0	-	-	-	-	-	-
28 PETRUCCI Danilo [ITA]	5	384	0	-	-	-	-	5	-	-	-	-	-	-	-	-	-	-	-	-	-	-	-
29 CRUTCHLOW Cal [GBR]	3	386	2	-	-	-	-	-	-	-	-	-	-	-	-	-	3	-	-	-	-	-	-
30 LECUONA Iker [SPA]	0	389	3	-	-	-	0	-	-	-	0	0	0	0	-	-	-	-	-	-	-	-	-

These data/results cannot be reproduced, stored and/or transmitted in whole or in part by any manner of electronic, mechanical, photocopying, recording, broadcasting or otherwise now known or herein after developed without the previous express consent by the copyright owner, except for reproduction in daily press and regular printed publications on sale to the public within 60 days of the event related to those data/results and always provided that copyright symbol appears together as follows below.
© DORNA, 2023





OR THAILAND GRAND PRIX

4554 m.

World Championship Classification

30

Constructor	Points	Leader	Previous	POR	ARG	AME	SPA	FRA	ITA	GER	NED	GBR	AUT	CAT	RSM	IND	JPN	INA	AUS	THA	MAL	QAT	VAL
1 DUCATI	589			37	34	32	34	37	37	37	37	32	37	25	37	37	37	37	25	37			
2 KTM	321	268	268	16	22	11	32	22	15	17	18	19	29	14	19	19	19	11	13	25			
3 APRILIA	287	302	34	25	7	19	16	13	12	7	22	32	13	37	15	10	12	26	8	13			
4 HONDA	166	423	121	13	7	34	7	12	6	2	8	-	4	3	9	18	19	7	1	16			
5 YAMAHA	165	424	1	8	19	16	6	9	6	4	14	2	9	9	3	20	6	21	2	11			

Team	Points	Leader	Previous	POR	ARG	AME	SPA	FRA	ITA	GER	NED	GBR	AUT	CAT	RSM	IND	JPN	INA	AUS	THA	MAL	QAT	VAL
1 PRIMA PRAMAC RACING	570			24	33	16	21	52	49	58	15	27	19	37	43	42	42	12	36	44			
2 MOONEY VR46 RACING TEAM	474	96	96	16	49	37	11	34	35	33	41	18	29	11	39	30	17	27	14	33			
3 DUCATI LENOVO TEAM	444	126	30	37	4	17	34	12	45	37	36	20	43	10	23	9	27	38	26	26			
4 RED BULL KTM FACTORY RACING	393	177	51	25	22	9	55	19	24	21	18	28	35	14	7	24	25	20	22	25			
5 APRILIA RACING	368	202	25	36	8	19	14	14	16	1	25	48	22	64	21	10	12	32	13	13			
6 MONSTER ENERGY YAMAHA MOTOGP	229	341	139	10	29	24	11	15	11	7	14	3	14	11	4	29	6	23	2	16			
7 GRESINI RACING MOTOGP	210	360	19	12	27	7	12	8	2	18	11	15	17	16	6	-	10	17	23	9			
8 CRYPTODATA RNF MOTOGP TEAM	120	450	90	3	2	13	6	4	-	7	4	19	-	15	18	11	7	7	3	1			
9 LCR HONDA	112	458	8	10	10	34	7	7	3	2	11	-	-	1	-	6	7	12	-	2			
10 REPSOL HONDA TEAM	105	465	7	12	-	-	-	5	3	-	-	-	4	3	9	25	23	-	1	20			
11 GASGAS FACTORY RACING TECH3	88	482	17	3	5	10	3	16	1	5	8	11	6	7	-	3	10	-	-	-			

These data/results cannot be reproduced, stored and/or transmitted in whole or in part by any manner of electronic, mechanical, photocopying, recording, broadcasting or otherwise now known or herein after developed without the previous express consent by the copyright owner, except for reproduction in daily press and regular printed publications on sale to the public within 60 days of the event related to those data/results and always provided that copyright symbol appears together as follows below.
© DORNA, 2023





4554 m.

BURIRAM THAILAND GRAND PRIX
Race
Lap Chart

31

Pos	1	2	3	4	5	6	7	8	9	10	11	12	13	14	15	16	17	18	19	20	21
Grid	89	10	41	72	33	1	73	93	12	20	5	37	49	25	43	30	44	21	36	88	23



	1	89	41	10	33	73	1	12	93	20	72	25	5	49	36	43	30	88	21	44	23	37
	2	89	41	10	33	73	1	93	20	72	25	5	12	36	49	43	30	21	88	44	23	37
	3	89	41	33	10	73	1	93	20	25	72	5	12	36	49	43	21	30	88	44	23	37
	4	89	33	10	73	41	93	1	20	25	72	5	12	36	49	43	21	30	44	88	23	37
	5	89	33	73	10	41	1	93	20	25	72	5	12	49	36	21	43	30	23	44	88	37
	6	89	33	73	10	41	1	93	72	20	25	5	12	49	36	21	43	30	23	44	88	37
	7	89	33	73	10	1	93	41	72	20	25	12	5	49	36	21	43	30	23	44	37	
	8	89	33	73	10	1	41	93	72	20	12	25	5	49	36	21	43	30	23	44	37	
	9	89	33	73	10	1	41	72	93	20	12	25	49	36	21	43	5	30	23	44	37	
	10	89	33	73	1	10	41	72	93	20	12	25	49	36	21	43	5	30	23	44	37	
L	11	89	33	73	1	10	41	72	93	20	12	25	49	36	21	43	5	30	23	44	37	
a	12	89	33	73	1	10	72	41	93	20	12	25	49	36	21	5	43	30	23	44	37	
P	13	89	33	1	10	72	41	93	20	12	25	49	36	21	5	43	30	23	44	37		
S	14	89	33	1	10	72	41	93	20	12	25	49	36	5	21	43	23	30	44	37		
	15	89	33	1	10	72	41	93	20	12	49	25	36	5	21	43	23	30	44	37		
	16	89	33	1	10	72	41	93	20	12	49	25	36	5	21	43	30	23	44	37		
	17	89	33	1	10	72	41	93	20	12	49	25	36	5	21	43	23	30	44	37		
	18	89	33	1	72	10	41	20	93	12	49	25	36	5	21	43	23	30	44	37		
	19	89	33	1	72	10	41	20	93	12	49	25	36	5	21	43	23	30	37	44		
	20	89	33	1	72	10	41	20	93	12	49	25	36	5	21	23	43	30	44	37		
	21	89	33	1	72	41	10	20	93	49	12	36	5	25	21	23	43	30	37	44		
	22	33	89	1	72	41	20	10	93	49	5	36	25	21	23	30	43	37	44	12		
	23	33	89	1	72	41	20	93	10	49	5	36	21	25	23	30	43	37	44	12		
	24	33	89	1	72	41	20	93	10	49	5	36	21	23	25	30	43	37	44			
	25	89	33	1	72	41	20	93	10	49	5	36	21	23	30	25	43	37	44			
	26	89	33	1	72	41	20	93	10	49	5	21	36	23	30	25	43	37	44			

Winner Lapped rider

These data/results cannot be reproduced, stored and/or transmitted in whole or in part by any manner of electronic, mechanical, photocopying, recording, broadcasting or otherwise now known or herein after developed without the previous express consent by the copyright owner, except for reproduction in daily press and regular printed publications on sale to the public within 60 days of the event related to those data/results and always provided that copyright symbol appears together as follows below.

© DORNA, 2023

Official MotoGP Timing by TISSOT
 www.motogp.com

Buriram, Sunday, October 29, 2023






4554 m.

BURIRAM THAILAND GRAND PRIX

Race

Fastest Lap of Each Rider

32

	Rider	Nation	Team	Motorcycle	Time	Lap Total	Gap
1	72 Marco BEZZECCHI	ITA	Mooney VR46 Racing Team	DUCATI	1'30.896	9 26	
2	1 Francesco BAGNAIA	ITA	Ducati Lenovo Team	DUCATI	1'30.899	8 26	0.003 0.003
3	33 Brad BINDER	RSA	Red Bull KTM Factory Racing	KTM	1'30.950	8 26	0.054 0.051
4	12 Maverick VIÑALES	SPA	Aprilia Racing	APRILIA	1'30.977	11 23	0.081 0.027
5	73 Alex MARQUEZ	SPA	Gresini Racing MotoGP	DUCATI	1'30.991	11 12	0.095 0.014
6	93 Marc MARQUEZ	SPA	Repsol Honda Team	HONDA	1'30.996	10 26	0.100 0.005
7	41 Aleix ESPARGARO	SPA	Aprilia Racing	APRILIA	1'31.023	9 26	0.127 0.027
8	10 Luca MARINI	ITA	Mooney VR46 Racing Team	DUCATI	1'31.054	8 26	0.158 0.031
9	89 Jorge MARTIN	SPA	Prima Pramac Racing	DUCATI	1'31.090	8 26	0.194 0.036
10	20 Fabio QUARTARARO	FRA	Monster Energy Yamaha MotoGP	YAMAHA	1'31.097	10 26	0.201 0.007
11	25 Raul FERNANDEZ	SPA	CryptoDATA RNF MotoGP Team	APRILIA	1'31.150	11 26	0.254 0.053
12	5 Johann ZARCO	FRA	Prima Pramac Racing	DUCATI	1'31.173	6 26	0.277 0.023
13	49 Fabio DI GIANNANTONIO	ITA	Gresini Racing MotoGP	DUCATI	1'31.259	6 26	0.363 0.086
14	23 Enea BASTIANINI	ITA	Ducati Lenovo Team	DUCATI	1'31.270	11 26	0.374 0.011
15	37 Augusto FERNANDEZ	SPA	GASGAS Factory Racing Tech3	KTM	1'31.273	6 26	0.377 0.003
16	21 Franco MORBIDELLI	ITA	Monster Energy Yamaha MotoGP	YAMAHA	1'31.341	5 26	0.445 0.068
17	36 Joan MIR	SPA	Repsol Honda Team	HONDA	1'31.380	7 26	0.484 0.039
18	44 Po ESPARGARO	SPA	GASGAS Factory Racing Tech3	KTM	1'31.437	7 26	0.541 0.057
19	43 Jack MILLER	AUS	Red Bull KTM Factory Racing	KTM	1'31.455	10 26	0.559 0.018
20	30 Takaaki NAKAGAMI	JPN	LCR Honda IDEMITSU	HONDA	1'31.524	5 26	0.628 0.069
21	88 Miguel OLIVEIRA	POR	CryptoDATA RNF MotoGP Team	APRILIA	1'31.814	6 6	0.918 0.290

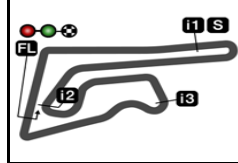
These data/results cannot be reproduced, stored and/or transmitted in whole or in part by any manner of electronic, mechanical, photocopying, recording, broadcasting or otherwise now known or herein after developed without the previous express consent by the copyright owner, except for reproduction in daily press and regular printed publications on sale to the public within 60 days of the event related to those data/results and always provided that copyright symbol appears together as follows below.

© DORNA, 2023

Official MotoGP Timing by TISSOT
www.motogp.com

Buriram, Sunday, October 29, 2023





4554 m.

BURIRAM THAILAND GRAND PRIX

After the Race

Event Best Maximum Speed

33


Rider	Nation Team	Motorcycle	Km/h	
72 Marco BEZZECCHI	ITA Mooney VR46 Racing Team	DUCATI	337.5	Tissot Sprint
41 Aleix ESPARGARO	SPA Aprilia Racing	APRILIA	336.4	Practice
12 Maverick VIÑALES	SPA Aprilia Racing	APRILIA	336.4	Practice
44 Pol ESPARGARO	SPA GASGAS Factory Racing Tech3	KTM	336.4	Practice
1 Francesco BAGNAIA	ITA Ducati Lenovo Team	DUCATI	336.4	Tissot Sprint
89 Jorge MARTIN	SPA Prima Pramac Racing	DUCATI	335.4	Practice
88 Miguel OLIVEIRA	POR CryptoDATA RNF MotoGP Team	APRILIA	335.4	Qualifying Nr. 1
5 Johann ZARCO	FRA Prima Pramac Racing	DUCATI	335.4	Race
20 Fabio QUARTARARO	FRA Monster Energy Yamaha MotoGP	YAMAHA	335.4	Race
93 Marc MARQUEZ	SPA Repsol Honda Team	HONDA	335.4	Tissot Sprint
23 Enea BASTIANINI	ITA Ducati Lenovo Team	DUCATI	335.4	Qualifying Nr. 1
33 Brad BINDER	RSA Red Bull KTM Factory Racing	KTM	335.4	Qualifying Nr. 2
21 Franco MORBIDELLI	ITA Monster Energy Yamaha MotoGP	YAMAHA	334.3	Practice
25 Raul FERNANDEZ	SPA CryptoDATA RNF MotoGP Team	APRILIA	334.3	Tissot Sprint
36 Joan MIR	SPA Repsol Honda Team	HONDA	334.3	Qualifying Nr. 1
43 Jack MILLER	AUS Red Bull KTM Factory Racing	KTM	334.3	Tissot Sprint
49 Fabio DI GIANNANTONIO	ITA Gresini Racing MotoGP	DUCATI	333.3	Practice
10 Luca MARINI	ITA Mooney VR46 Racing Team	DUCATI	333.3	Qualifying Nr. 2
37 Augusto FERNANDEZ	SPA GASGAS Factory Racing Tech3	KTM	333.3	Practice
73 Alex MARQUEZ	SPA Gresini Racing MotoGP	DUCATI	332.3	Practice
30 Takaaki NAKAGAMI	JPN LCR Honda IDEMITSU	HONDA	331.2	Practice

These data/results cannot be reproduced, stored and/or transmitted in whole or in part by any manner of electronic, mechanical, photocopying, recording, broadcasting or otherwise now known or herein after developed without the previous express consent by the copyright owner, except for reproduction in daily press and regular printed publications on sale to the public within 60 days of the event related to those data/results and always provided that copyright symbol appears together as follows below.

© DORNA, 2023

Official MotoGP Timing by TISSOT
www.motogp.com

Buriram, Sunday, October 29, 2023





SIAM INTERNATIONAL CIRCULAR THAILAND GRAND PRIX
Race
Chronological Analysis of Performances

34

- * Lap / Sector time cancelled **T1** Time from finish line to 1st intermediate **T3** Time from 2nd intermed. to 3rd intermed.
P Crossing the finish line in pit lane **T2** Time from 1st intermed. to 2nd intermed. **T4** Time from 3rd intermediate to finish line
****Tyre data subject to further updates**

Lap	Lap Time	T1	T2	T3	T4	Speed	Lap	Lap Time	T1	T2	T3	T4	Speed	
1st 89	Jorge MARTIN DUCATI SPA Prima Pramac Racing						9	1'31.039	18.560	26.231	22.962	23.286	328.2	
Runs=1	Total laps=26	Full laps=25	Valid laps=25											
Run # 1	<i>Front Tyre</i>		<i>Slick-Medium</i>		<i>Rear Tyre</i>		<i>Slick-Hard</i>							
	New Tyre		New Tyre											
1	1'33.713	20.045	26.536	23.506	23.626	326.2	10	1'31.089	18.493	26.219	23.004	23.373	332.3	
2	1'31.843	18.818	26.431	23.333	23.261	327.2	11	1'31.215	18.552	26.124	23.150	23.389	334.3	
3	1'31.618	18.851	26.161	23.321	23.285	327.2	12	1'31.124	18.638	26.140	23.071	23.275	333.3	
4	1'31.386	18.755	26.108	23.164	23.359	326.2	13	1'31.014	18.569	26.096	23.056	23.293	336.4	
5	1'31.167	18.792	26.054	23.143	23.178	330.2	14	1'31.171	18.600	26.088	23.102	23.381	333.3	
6	1'31.294	18.688	26.150	23.213	23.243	331.2	15	1'31.251	18.608	26.232	23.093	23.318	334.3	
7	1'31.108	18.676	26.087	23.170	23.175	329.2	16	1'31.425	18.672	26.249	23.182	23.322	330.2	
8	1'31.090	18.664	26.133	23.092	23.201	330.2	17	1'31.273	18.653	26.163	23.101	23.356	330.2	
9	1'31.209	18.707	26.054	23.125	23.323	330.2	18	1'31.715 *	18.655	26.220*	23.160	23.680	331.2	
10	1'31.143	18.687	26.111	23.131	23.214	330.2	19	1'31.260	18.666	26.139	23.076	23.379	332.3	
11	1'31.129	18.694	26.034	23.194	23.207	330.2	20	1'31.284	18.623	26.162	23.120	23.379	331.2	
12	1'31.219	18.696	26.081	23.164	23.278	330.2	21	1'31.707	18.659	26.258	23.310	23.480	329.2	
13	1'31.158	18.661	26.022	23.199	23.276	329.2	22	1'31.763	18.765	26.235	23.259	23.504	329.2	
14	1'31.414	18.702	26.155	23.199	23.358	329.2	23	1'31.640	18.749	26.223	23.208	23.460	333.3	
15	1'31.270	18.742	26.035	23.228	23.265	329.2	24	1'31.665	18.737	26.261	23.180	23.487	335.4	
16	1'31.383	18.761	26.050	23.292	23.280	334.3	25	1'32.395	18.642	26.624	23.305	23.824	332.3	
17	1'31.346	18.686	26.107	23.164	23.389	329.2	26	1'31.836	18.836	26.270	23.316	23.414	333.3	
18	1'31.442	18.772	26.076	23.264	23.330	329.2								
19	1'31.341	18.663	26.018	23.310	23.350	330.2								
20	1'31.519	18.728	26.068	23.299	23.424	333.3								
21	1'31.894	18.852	26.231	23.337	23.474	328.2								
22	1'31.873	18.815	26.148	23.441	23.469	331.2								
23	1'31.635	18.663	26.159	23.424	23.389	330.2								
24	1'31.703	18.742	26.219	23.299	23.443	330.2								
25	1'32.282	18.598	26.495	23.418	23.771	334.3								
26	1'31.866	18.869	26.142	23.296	23.559	329.2								

3rd 33	Brad BINDER KTM RSA Red Bull KTM Factory Racing							
Runs=1	Total laps=26	Full laps=25	Valid laps=24					
Run # 1	<i>Front Tyre</i>		<i>Slick-Medium</i>		<i>Rear Tyre</i>		<i>Slick-Hard</i>	
	New Tyre		New Tyre		New Tyre		New Tyre	
1	1'34.177	20.572	26.669	23.337	23.599	307.6		
2	1'31.990	18.549	26.624	23.403	23.414	308.5		
3	1'31.477	18.572	26.390	23.119	23.396	322.3		
4	1'31.211	18.646	26.281	22.926	23.358	331.2		
5	1'31.109	18.525	26.151	23.195	23.238	332.3		
6	1'31.363	18.652	26.161	23.195	23.355	327.2		
7	1'31.150	18.631	26.254	23.015	23.250	328.2		
8	1'30.950	18.676	26.090	22.958	23.226	330.2		
9	1'31.209	18.586	26.157	23.135	23.331	321.4		
10	1'31.138	18.622	26.175	23.132	23.209	327.2		
11	1'31.247	18.602	26.134	23.163	23.348	324.3		
12	1'31.147	18.626	26.044	23.114	23.363	330.2		
13	1'31.141	18.625	26.129	23.069	23.318	329.2		
14	1'31.510	18.750	26.136	23.152	23.472	327.2		
15	1'31.272	18.668	26.145	23.076	23.383	330.2		
16	1'31.320	18.646	26.232	23.161	23.281	327.2		
17	1'31.294	18.529	26.197	23.111	23.457	325.3		
18	1'31.390	18.679	26.091	23.305	23.315	328.2		
19	1'31.337	18.565	26.158	23.183	23.431	327.2		
20	1'31.542	18.608	26.163	23.143	23.628	325.3		
21	1'31.940	18.682	26.338	23.296	23.624	331.2		

2nd 1	Francesco BAGNAIA DUCATI ITA Ducati Lenovo Team							
Runs=1	Total laps=26	Full laps=25	Valid laps=24					
Run # 1	<i>Front Tyre</i>		<i>Slick-Medium</i>		<i>Rear Tyre</i>		<i>Slick-Hard</i>	
	New Tyre		New Tyre		New Tyre		New Tyre	
1	1'34.421	20.564	26.570	23.456	23.831	315.7		
2	1'32.046	18.684	26.448	23.321	23.593	324.3		
3	1'31.537	18.617	26.377	23.164	23.379	321.4		
4	1'32.043	18.623	26.432	23.693	23.295	315.7		
5	1'31.066	18.601	26.160	23.027	23.278	325.3		
6	1'31.153	18.583	26.294	23.030	23.246	331.2		
7	1'31.267	18.576	26.373	23.107	23.211	319.5		
8	1'30.899	18.497	26.122	22.994	23.286	335.4		

Fastest Lap: Marco BEZZECCHI Mooney VR46 Racing ITA **1'30.896** 18.569 26.125 22.959 23.243

These data/results cannot be reproduced, stored and/or transmitted in whole or in part by any manner of electronic, mechanical, photocopying, recording, broadcasting or otherwise now known or herein after developed without the previous express consent by the copyright owner, except for reproduction in daily press and regular printed publications on sale to the public within 60 days of the event related to those data/results and always provided that copyright symbol appears together as follows below.
 © DORNA, 2023



Race

MotoGP

Lap	Lap Time	T1	T2	T3	T4	Speed	Lap	Lap Time	T1	T2	T3	T4	Speed
22	1'31.479	18.612	26.257	23.182	23.428	330.2	14	1'31.280	18.622	26.198	23.069	23.391	328.2
23	1'31.578	18.747	26.040	23.279	23.512	329.2	15	1'31.578	18.670	26.237	23.242	23.429	325.3
24	1'31.659	18.771	26.129	23.331	23.428	327.2	16	1'31.379	18.576	26.258	23.114	23.431	328.2
25	1'32.645	18.871	26.674	23.316	23.784	326.2	17	1'31.747	18.587	26.396	23.238	23.526	335.4
26	1'31.884 *	18.833	26.255*	23.218	23.578	330.2	18	1'31.460 *	18.670	26.165*	23.177	23.448	331.2
4th	72	Marco BEZZECCHI		DUCATI	ITA		6th	93	Marc MARQUEZ		HONDA	SPA	
Mooney VR46 Racing Team							Repsol Honda Team						
Runs=1 Total laps=26 Full laps=25 Valid laps=24							Runs=1 Total laps=26 Full laps=25 Valid laps=24						
Run #	1	Front Tyre	Slick-Medium	Rear Tyre	Slick-Hard	Speed	Run #	1	Front Tyre	Slick-Medium	Rear Tyre	Slick-Hard	Speed
			New Tyre		New Tyre					New Tyre		New Tyre	
1	1'35.476	20.680	26.982	24.185	23.629	301.6	1	1'34.876	20.854	26.924	23.602	23.496	300.8
2	1'31.613	18.501	26.377	23.354	23.381	313.9	2	1'31.817	18.692	26.276	23.301	23.548	328.2
3	1'31.999 *	19.174*	26.152	23.128	23.545	325.3	3	1'31.512	18.644	26.262	23.143	23.463	328.2
4	1'31.664	18.599	26.489	23.154	23.422	325.3	4	1'31.693	18.649	26.241	23.492	23.311	326.2
5	1'31.288	18.623	26.223	23.124	23.318	317.6	5	1'31.460	18.628	26.473	23.046	23.313	330.2
6	1'31.032	18.599	26.031	23.023	23.379	330.2	6	1'31.163	18.589	26.207	23.026	23.341	326.2
7	1'31.237	18.648	26.067	23.108	23.414	329.2	7	1'31.420	18.625	26.231	23.208	23.356	327.2
8	1'32.051	18.644	26.407	23.681	23.319	324.3	8	1'32.256	18.684	26.394	23.851	23.327	328.2
9	1'30.896	18.569	26.125	22.959	23.243	335.4	9	1'31.381 *	18.697	26.330	23.042*	23.312	327.2
10	1'30.966	18.590	26.087	22.962	23.327	332.3	10	1'30.996	18.613	26.098	22.994	23.291	329.2
11	1'31.034	18.485	26.177	23.115	23.257	330.2	11	1'31.024	18.629	26.017	23.020	23.358	329.2
12	1'31.292	18.594	26.106	23.119	23.473	333.3	12	1'31.545	18.635	26.324	23.234	23.352	326.2
13	1'30.931	18.499	25.952	23.087	23.393	333.3	13	1'31.374	18.713	26.243	23.061	23.357	324.3
14	1'31.006	18.569	26.062	23.043	23.332	331.2	14	1'31.304	18.680	26.166	23.102	23.356	325.3
15	1'31.120	18.695	25.960	23.136	23.329	331.2	15	1'31.615	18.736	26.165	23.274	23.440	329.2
16	1'31.402	18.646	26.166	23.187	23.403	330.2	16	1'31.491	18.721	26.112	23.252	23.406	328.2
17	1'31.288	18.907	25.917	23.152	23.312	331.2	17	1'31.778	18.719	26.247	23.275	23.537	328.2
18	1'31.891	18.630	26.441	23.197	23.623	335.4	18	1'31.749	18.735	26.411	23.183	23.420	326.2
19	1'32.241	18.796	26.299	23.614	23.532	329.2	19	1'31.650	18.687	26.303	23.169	23.491	327.2
20	1'31.223	18.592	26.023	23.222	23.386	333.3	20	1'31.377	18.594	26.131	23.197	23.455	331.2
21	1'31.476	18.620	26.108	23.255	23.493	329.2	21	1'31.845	18.680	26.202	23.316	23.647	332.3
22	1'31.634	18.602	26.181	23.320	23.531	332.3	22	1'32.011	18.695	26.380	23.286	23.650	320.4
23	1'31.714	18.613	26.146	23.274	23.681	329.2	23	1'32.295	18.763	26.463	23.385	23.684	302.5
24	1'31.634	18.677	26.212	23.250	23.495	333.3	24	1'31.748	18.702	26.198	23.319	23.529	330.2
25	1'31.902	18.657	26.244	23.293	23.708	333.3	25	1'31.838	18.746	26.204	23.284	23.604	331.2
26	1'32.040	18.693	26.343	23.379	23.625	331.2	26	1'32.189	18.718	26.295	23.387	23.789	330.2
5th	20	Fabio QUARTARARO		YAMAHA	FRA		7th	10	Luca MARINI		DUCATI	ITA	
Monster Energy Yamaha MotoGP							Mooney VR46 Racing Team						
Runs=1 Total laps=26 Full laps=25 Valid laps=21							Runs=1 Total laps=26 Full laps=25 Valid laps=22						
Run #	1	Front Tyre	Slick-Medium	Rear Tyre	Slick-Hard	Speed	Run #	1	Front Tyre	Slick-Medium	Rear Tyre	Slick-Hard	Speed
			New Tyre		New Tyre					New Tyre		New Tyre	
1	1'35.184	20.832	27.137	23.715	23.500	305.0	1	1'33.938	20.103	26.763	23.452	23.620	321.4
2	1'31.741	18.646	26.435	23.265	23.395	324.3	2	1'32.133	18.715	26.583	23.420	23.415	308.5
3	1'31.808	18.655	26.358	23.195	23.600	325.3	3	1'31.761	18.599	26.288	23.419	23.455	323.3
4	1'31.509	18.607	26.256	23.265	23.381	319.5	4	1'31.617	18.531	26.348	23.112	23.626	313.0
5	1'31.395	18.603	26.405	23.106	23.281	323.3	5	1'31.343	18.657	26.070	23.303	23.313	326.2
6	1'31.548	18.576	26.218	23.139	23.615	324.3							
7	1'31.520	19.011	26.237	23.010	23.262	324.3							
8	1'31.811	18.581	26.289	23.524	23.417	323.3							
9	1'31.313	18.648	26.255	23.095	23.315	325.3							
10	1'31.097	18.551	26.165	23.093	23.288	330.2							
11	1'31.243 *	18.601	26.216*	23.140	23.286	325.3							
12	1'31.326	18.649	26.176	23.114	23.387	329.2							
13	1'31.335 *	18.622	26.265	23.142*	23.306	324.3							

Fastest Lap: Marco BEZZECCHI Mooney VR46 Racing ITA **1'30.896** 18.569 26.125 22.959 23.243

These data/results cannot be reproduced, stored and/or transmitted in whole or in part by any manner of electronic, mechanical, photocopying, recording, broadcasting or otherwise now known or herein after developed without the previous express consent by the copyright owner, except for reproduction in daily press and regular printed publications on sale to the public within 60 days of the event related to those data/results and always provided that copyright symbol appears together as follows below.
© DORNA, 2023



Race

MotoGP

Lap	Lap Time	T1	T2	T3	T4	Speed	Lap	Lap Time	T1	T2	T3	T4	Speed		
6	1'31.062	18.553	26.046	23.164	23.299	326.2	9th 49 Fabio DI GIANNANTONI DUCATI ITA Gresini Racing MotoGP Runs=1 Total laps=26 Full laps=25 Valid laps=23	Run # 1 <i>Front Tyre</i> Slick-Medium <i>Rear Tyre</i> Slick-Hard New Tyre New Tyre	1	1'36.036	21.057	27.474	23.811	23.694	294.2
7	1'31.443	18.664	26.208	23.183	23.388	320.4			2	1'32.143	* 19.061*	26.391	23.162	23.529	313.9
8	1'31.054	18.500	26.183	23.055	23.316	329.2			3	1'31.678	* 18.715	26.322	23.223*	23.418	310.3
9	1'31.056	18.529	26.091	23.066	23.370	330.2			4	1'31.727	18.729	26.577	22.998	23.423	328.2
10	1'31.470	18.542	26.376	23.160	23.392	326.2			5	1'31.496	18.648	26.340	23.091	23.417	309.4
11	1'31.294	18.567	26.212	23.121	23.394	330.2			6	1'31.259	18.750	26.159	23.014	23.336	322.3
12	1'31.243	18.546	26.175	23.119	23.403	328.2			7	1'31.520	18.673	26.222	23.176	23.449	330.2
13	1'31.208	18.589	26.153	23.079	23.387	328.2			8	1'31.793	18.762	26.345	23.182	23.504	322.3
14	1'31.270	18.588	26.169	23.096	23.417	332.3			9	1'31.505	18.732	26.268	23.043	23.462	319.5
15	1'31.419	18.670	26.121	23.140	23.488	331.2			10	1'31.433	18.712	26.280	23.032	23.409	318.5
16	1'31.477	18.738	26.192	23.135	23.412	331.2			11	1'31.378	18.698	26.183	23.084	23.413	327.2
17	1'31.374	18.607	26.146	23.193	23.428	331.2			12	1'31.490	18.733	26.154	23.134	23.469	325.3
18	1'32.073	* 18.698	26.381	23.195	23.799*	330.2			13	1'31.328	18.716	26.129	23.062	23.421	327.2
19	1'32.381	* 18.738	26.554*	23.520	23.569	325.3			14	1'31.399	18.728	26.069	23.009	23.593	329.2
20	1'32.088	* 18.610	26.395*	23.442	23.641	326.2			15	1'31.462	18.725	26.211	23.139	23.387	325.3
21	1'32.277	18.663	26.294	23.698	23.622	332.3			16	1'31.511	18.716	26.064	23.212	23.519	330.2
22	1'32.150	18.649	26.382	23.374	23.745	325.3			17	1'31.407	18.649	26.181	23.108	23.469	330.2
23	1'32.696	18.680	26.575	23.442	23.999	315.7			18	1'31.573	18.679	26.247	23.209	23.438	327.2
24	1'32.142	18.723	26.478	23.311	23.630	326.2			19	1'31.651	18.703	26.269	23.222	23.457	326.2
25	1'32.159	18.652	26.285	23.590	23.632	332.3			20	1'31.642	18.682	26.247	23.152	23.561	325.3
26	1'32.695	18.674	26.396	23.753	23.872	325.3			21	1'32.014	18.740	26.243	23.455	23.576	329.2
8th 41 Alex ESPARGARO APRILIA SPA Aprilia Racing Runs=1 Total laps=26 Full laps=25 Valid laps=24									22	1'31.842	18.812	26.163	23.337	23.530	330.2
									23	1'31.787	18.766	26.213	23.282	23.526	330.2
									24	1'31.946	18.664	26.223	23.301	23.758	330.2
									25	1'32.235	18.832	26.280	23.316	23.807	328.2
									26	1'32.359	18.885	26.404	23.325	23.745	326.2
							10th 5 Johann ZARCO DUCATI FRA Prima Pramac Racing Runs=1 Total laps=26 Full laps=25 Valid laps=24								
							Run # 1 <i>Front Tyre</i> Slick-Medium <i>Rear Tyre</i> Slick-Hard New Tyre New Tyre								
							1	1'35.726	20.935	27.177	24.000	23.614	309.4		
							2	1'31.783	18.598	26.598	23.197	23.390	315.7		
							3	1'31.751	18.791	26.307	23.130	23.523	318.5		
							4	1'31.774	18.543	26.605	23.153	23.473	319.5		
							5	1'31.355	18.704	26.276	23.047	23.328	322.3		
							6	1'31.173	18.649	26.183	23.128	23.213	323.3		
							7	1'31.835	18.715	26.317	23.135	23.668	320.4		
							8	1'32.085	18.775	26.503	23.327	23.480	307.6		
							9	1'33.244	18.541	27.765	23.357	23.581	335.4		
							10	1'31.344	18.616	26.152	23.110	23.466	318.5		
							11	1'31.465	18.607	26.328	23.196	23.334	323.3		
							12	1'31.545	18.639	26.227	23.202	23.477	325.3		
							13	1'32.407	* 18.701	26.761*	23.428	23.517	328.2		
							14	1'31.517	18.684	26.361	23.149	23.323	327.2		
							15	1'31.553	18.713	26.243	23.185	23.412	329.2		
							16	1'31.208	18.658	26.066	23.166	23.318	332.3		
							17	1'31.401	18.640	26.161	23.166	23.434	330.2		
							18	1'31.301	18.602	26.228	23.124	23.347	331.2		
							19	1'31.838	18.698	26.379	23.325	23.436	320.4		

Fastest Lap: Marco BEZZECCHI Mooney VR46 Racing ITA 1'30.896 18.569 26.125 22.959 23.243

These data/results cannot be reproduced, stored and/or transmitted in whole or in part by any manner of electronic, mechanical, photocopying, recording, broadcasting or otherwise now known or herein after developed without the previous express consent by the copyright owner, except for reproduction in daily press and regular printed publications on sale to the public within 60 days of the event related to those data/results and always provided that copyright symbol appears together as follows below.
© DORNA, 2023

Official MotoGP Timing by TISSOT
www.motogp.com

Buriram, Sunday, October 29, 2023

Page 3 of 6



Race

MotoGP

Lap	Lap Time	T1	T2	T3	T4	Speed	Lap	Lap Time	T1	T2	T3	T4	Speed
20	1'31.715	18.621	26.306	23.234	23.554	326.2	12	1'31.623 *	18.731	26.205*	23.234	23.453	326.2
21	1'32.017	18.775	26.352	23.381	23.509	325.3	13	1'31.508	18.720	26.197	23.203	23.388	327.2
22	1'31.947	18.689	26.411	23.344	23.503	330.2	14	1'31.736	18.767	26.306	23.227	23.436	326.2
23	1'31.761	18.729	26.213	23.293	23.526	330.2	15	1'31.774	18.725	26.254	23.301	23.494	329.2
24	1'31.798	18.777	26.227	23.356	23.438	329.2	16	1'31.729	18.776	26.267	23.218	23.468	326.2
25	1'31.901	18.724	26.250	23.381	23.546	330.2	17	1'31.727	18.781	26.262	23.231	23.453	328.2
26	1'31.978	18.761	26.291	23.421	23.505	331.2	18	1'31.648	18.753	26.168	23.268	23.459	330.2

11th **21** **Franco MORBIDELLI** YAMAHA ITA
Monster Energy Yamaha MotoGP
Runs=1 Total laps=26 Full laps=25 Valid laps=22

Run #	1	Front Tyre	Slick-Medium	Rear Tyre	Slick-Hard	
		New Tyre	New Tyre	New Tyre		
1	1'36.860	21.440	27.429	24.093	23.898	282.7
2	1'31.902	18.810	26.495	23.143	23.454	308.5
3	1'31.756	18.636	26.465	23.252	23.403	315.7
4	1'31.683	18.632	26.429	23.193	23.429	320.4
5	1'31.341	18.583	26.284	23.108	23.366	314.8
6	1'31.407	18.581	26.326	23.106	23.394	323.3
7	1'31.483	18.721	26.204	23.140	23.418	322.3
8	1'31.602	18.592	26.306	23.266	23.438	325.3
9	1'31.635	18.587	26.431	23.178	23.439	312.1
10	1'31.421	18.612	26.250	23.131	23.428	315.7
11	1'31.532 *	18.675	26.277*	23.181	23.399	318.5
12	1'31.629 *	18.632	26.334*	23.197	23.466	327.2
13	1'33.090 *	18.648	27.447*	23.479	23.516	328.2
14	1'32.011	18.809	26.535	23.237	23.430	326.2
15	1'31.669	18.719	26.394	23.221	23.335	320.4
16	1'31.674	18.696	26.357	23.297	23.324	322.3
17	1'31.663	18.636	26.224	23.358	23.445	331.2
18	1'31.727	18.709	26.297	23.303	23.418	326.2
19	1'31.899	18.653	26.216	23.473	23.557	327.2
20	1'31.745	18.724	26.308	23.288	23.425	329.2
21	1'32.130	18.701	26.311	23.640	23.478	323.3
22	1'31.947	18.763	26.283	23.482	23.419	327.2
23	1'31.996	18.644	26.550	23.378	23.424	320.4
24	1'31.634	18.645	26.311	23.308	23.370	328.2
25	1'31.433	18.633	26.257	23.175	23.368	327.2
26	1'32.344	19.051	26.372	23.236	23.685	321.4

12th **36** **Joan MIR** HONDA SPA
Repsol Honda Team
Runs=1 Total laps=26 Full laps=25 Valid laps=24

Run #	1	Front Tyre	Slick-Medium	Rear Tyre	Slick-Hard	
		New Tyre	New Tyre	New Tyre		
1	1'36.099	21.326	27.337	23.791	23.645	286.4
2	1'31.964	18.751	26.388	23.145	23.680	314.8
3	1'31.545	18.687	26.321	23.091	23.446	315.7
4	1'31.788	18.623	26.458	23.190	23.517	321.4
5	1'31.812	18.613	26.436	23.355	23.408	313.9
6	1'31.506	18.723	26.359	23.059	23.365	307.6
7	1'31.380	18.732	26.178	23.093	23.377	326.2
8	1'31.665	18.730	26.343	23.154	23.438	323.3
9	1'31.712	18.751	26.395	23.139	23.427	325.3
10	1'31.410	18.651	26.216	23.161	23.382	324.3
11	1'31.405	18.666	26.174	23.138	23.427	327.2

13th **23** **Enea BASTIANINI** DUCATI ITA
Ducati Lenovo Team

Runs=1 Total laps=26 Full laps=25 Valid laps=24

Run #	1	Front Tyre	Slick-Medium	Rear Tyre	Slick-Hard	
		New Tyre	New Tyre	New Tyre		
1	1'37.242	21.689	27.436	24.079	24.038	296.7
2	1'32.359	18.704	26.755	23.411	23.489	303.3
3	1'31.806	18.688	26.391	23.190	23.537	312.1
4	1'31.953	18.774	26.454	23.210	23.515	318.5
5	1'31.394	18.609	26.205	23.184	23.396	317.6
6	1'31.388	18.571	26.289	23.191	23.337	326.2
7	1'31.618	18.572	26.286	23.131	23.629	313.9
8	1'31.636	18.752	26.299	23.181	23.404	322.3
9	1'32.875	18.620	27.482	23.291	23.482	332.3
10	1'31.587	18.677	26.260	23.218	23.432	329.2
11	1'31.270	18.678	26.182	23.095	23.315	322.3
12	1'31.541	18.582	26.378	23.149	23.432	329.2
13	1'31.642	18.577	26.457	23.146	23.462	331.2
14	1'31.749	18.574	26.413	23.177	23.585	316.7
15	1'31.620	18.763	26.218	23.200	23.439	320.4
16	1'32.398	18.587	26.482	23.279	24.050	322.3
17	1'32.099	18.999	26.354	23.209	23.537	318.5
18	1'31.444	18.642	26.211	23.147	23.444	330.2
19	1'31.883	18.690	26.331	23.336	23.526	318.5
20	1'31.833	18.959	26.201	23.282	23.391	330.2
21	1'31.661	18.674	26.264	23.264	23.459	330.2
22	1'31.938 *	18.620	26.421*	23.453	23.444	333.3
23	1'31.948	18.869	26.285	23.305	23.489	330.2
24	1'31.686	18.633	26.316	23.168	23.569	325.3
25	1'31.991	18.639	26.283	23.358	23.711	327.2
26	1'31.807	18.687	26.279	23.284	23.557	329.2

14th **30** **Takaaki NAKAGAMI** HONDA JPN
LCR Honda IDEMITSU

Runs=1 Total laps=26 Full laps=25 Valid laps=23

Run #	1	Front Tyre	Slick-Medium	Rear Tyre	Slick-Hard	
		New Tyre	New Tyre	New Tyre		
1	1'36.546	21.265	27.483	23.990	23.808	279.0
2	1'31.977	18.715	26.467	23.376	23.419	316.7
3	1'32.318	18.653	26.822	23.339	23.504	316.7

Fastest Lap: Marco BEZZECCHI Mooney VR46 Racing ITA **1'30.896** 18.569 26.125 22.959 23.243

These data/results cannot be reproduced, stored and/or transmitted in whole or in part by any manner of electronic, mechanical, photocopying, recording, broadcasting or otherwise now known or herein after developed without the previous express consent by the copyright owner, except for reproduction in daily press and regular printed publications on sale to the public within 60 days of the event related to those data/results and always provided that copyright symbol appears together as follows below.
© DORNA, 2023



Race

MotoGP

Lap	Lap Time	T1	T2	T3	T4	Speed	Lap	Lap Time	T1	T2	T3	T4	Speed
20	1'32.764	18.963	26.635	23.365	23.801	326.2	12	1'31.442	18.739	26.251	23.044	23.408	322.3
21	1'31.990	18.758	26.444	23.168	23.620	331.2	13	1'31.309	18.604	26.264	23.011	23.430	331.2
22	1'32.349	18.900	26.384	23.429	23.636	325.3	14	1'31.180	18.671	26.161	23.031	23.317	330.2
23	1'32.277	18.907	26.476	23.290	23.604	323.3	15	1'31.525	18.613	26.330	23.185	23.397	321.4
24	1'32.368	18.936	26.303	23.357	23.772	327.2	16	1'32.233	18.637	26.839	23.285	23.472	333.3
25	1'33.116	18.899	26.890	23.474	23.853	327.2	17	1'31.523	18.670	26.316	23.172	23.365	330.2
26	1'32.784	18.984	26.613	23.324	23.863	322.3	18	1'31.615	18.642	26.458	23.130	23.385	323.3

18th 44 **Poi ESPARGARO** KTM SPA
 GASGAS Factory Racing Tech3
 Runs=1 Total laps=26 Full laps=25 Valid laps=24

Run #	1	Front Tyre	Slick-Hard	Rear Tyre	Slick-Hard	Speed
		New Tyre		New Tyre		
1	1'37.074	21.548	27.470	24.089	23.967	294.2
2	1'32.381	18.722	26.743	23.381	23.535	301.6
3	1'31.803	18.605	26.466	23.240	23.492	324.3
4	1'31.783	18.605	26.490	23.169	23.519	317.6
5	1'32.719	18.591	27.365	23.288	23.475	329.2
6	1'31.638	18.687	26.312	23.176	23.463	330.2
7	1'31.437	18.666	26.124	23.196	23.451	331.2
8	1'31.826	18.674	26.386	23.231	23.535	322.3
9	1'31.990	18.791	26.346	23.309	23.544	332.3
10	1'31.832	18.726	26.508	23.119	23.479	310.3
11	1'31.589	18.646	26.265	23.178	23.500	323.3
12	1'32.158	18.870	26.396	23.361	23.531	326.2
13	1'32.121	18.750	26.517	23.179	23.675	328.2
14	1'32.129	18.718	26.408	23.348	23.655	325.3
15	1'32.028	18.743	26.376	23.287	23.622	325.3
16	1'31.943	18.705	26.365	23.239	23.634	328.2
17	1'32.410	18.795	26.363	23.511	23.741	328.2
18	1'32.366	18.800	26.579	23.278	23.709	328.2
19	1'32.542	18.771	26.423	23.367	23.981	323.3
20	1'32.523	18.904	26.472	23.399	23.748	321.4
21	1'32.861	18.752	26.882	23.409	23.818	328.2
22	1'32.603	18.772	26.505	23.510	23.816	317.6
23	1'32.348	18.744	26.457	23.432	23.715	324.3
24	1'32.533 *	18.701	26.334	23.620	23.878*	326.2
25	1'32.440	18.849	26.347	23.415	23.829	327.2
26	1'32.403	18.802	26.474	23.334	23.793	325.3

19th 12 **Maverick VIÑALES** APRILIA SPA
 Aprilia Racing
 Runs=1 Total laps=23 Full laps=21 Valid laps=18

Run #	1	Front Tyre	Slick-Medium	Rear Tyre	Slick-Hard	Speed
		New Tyre		New Tyre		
1	1'34.675	20.598	26.928	23.382	23.767	310.3
2	1'32.963 *	19.217	26.685*	23.651	23.410	311.2
3	1'31.784	18.692	26.523	23.108	23.461	312.1
4	1'31.797	18.534	26.550	23.207	23.506	305.9
5	1'31.547	18.652	26.395	23.059	23.441	313.0
6	1'31.162	18.567	26.132	23.142	23.321	324.3
7	1'31.347	18.597	26.407	23.076	23.267	323.3
8	1'31.810 *	18.687	26.479*	23.254	23.390	321.4
9	1'31.446 *	18.613	26.205*	23.239	23.389	333.3
10	1'31.053	18.622	26.181	23.012	23.238	331.2
11	1'30.977	18.506	26.138	23.024	23.309	328.2

20th 73 **Alex MARQUEZ** DUCATI SPA
 Gresini Racing MotoGP
 Runs=1 Total laps=12 Full laps=11 Valid laps=11

Run #	1	Front Tyre	Slick-Medium	Rear Tyre	Slick-Medium	Speed
		New Tyre		New Tyre		
1	1'34.288	20.567	26.777	23.447	23.497	316.7
2	1'32.101	18.590	26.853	23.286	23.372	313.9
3	1'31.535	18.609	26.290	23.202	23.434	319.5
4	1'31.583	18.629	26.274	23.143	23.537	322.3
5	1'31.111	18.662	26.125	23.049	23.275	327.2
6	1'31.199	18.541	26.024	23.175	23.459	329.2
7	1'31.068	18.581	26.167	23.063	23.257	323.3
8	1'31.000	18.551	26.192	22.953	23.304	323.3
9	1'31.158	18.601	26.023	23.055	23.479	330.2
10	1'31.183	18.597	26.071	23.119	23.396	327.2
11	1'30.991	18.577	26.082	23.056	23.276	330.2
12	1'31.222	18.583	26.129	23.157	23.353	324.3
	unfinished	18.579	26.169	23.024		326.2

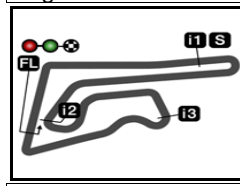
21st 88 **Miguel OLIVEIRA** APRILIA POR
 CryptoDATA RNF MotoGP Team
 Runs=1 Total laps=6 Full laps=5 Valid laps=5

Run #	1	Front Tyre	Slick-Medium	Rear Tyre	Slick-Hard	Speed
		New Tyre		New Tyre		
1	1'36.767	21.389	27.471	24.018	23.889	295.8
2	1'32.405	18.972	26.697	23.397	23.339	305.0
3	1'31.861	18.772	26.463	23.235	23.391	322.3
4	1'32.181	18.722	26.695	23.229	23.535	308.5
5	1'32.692	18.694	27.204	23.309	23.485	326.2
6	1'31.814	18.735	26.327	23.166	23.586	321.4
	unfinished	23.796				140.2

Fastest Lap: Marco BEZZECCHI Mooney VR46 Racing ITA **1'30.896** 18.569 26.125 22.959 23.243

These data/results cannot be reproduced, stored and/or transmitted in whole or in part by any manner of electronic, mechanical, photocopying, recording, broadcasting or otherwise now known or herein after developed without the previous express consent by the copyright owner, except for reproduction in daily press and regular printed publications on sale to the public within 60 days of the event related to those data/results and always provided that copyright symbol appears together as follows below.
 © DORNA, 2023





4554 m.

BURIRAM INTERNATIONAL CIRCUIT

OR THAILAND GRAND PRIX

Race

Analysis by Lap

35

Num Lap Time Gap

Lap	89	41	10	33	73	1	12	93	20	72	25	5	49	36	37						
Lap 1	1'33.713	1'33.793 0.080	1'33.938 0.225	1'34.177 0.464	1'34.288 0.575	1'34.421 0.708	1'34.675 0.962	1'34.876 1.163	1'35.184 1.471	1'35.476 1.763	1'35.590 1.877	1'35.726 2.013	1'36.036 2.323	1'36.099 2.386	1'36.284 2.571	1'36.546 2.833	1'36.767 3.054	1'36.860 3.147	1'37.074 3.361	1'37.242 3.529	1'40.596 6.883
Lap 2	1'31.843	1'32.082 0.319	1'32.133 0.515	1'31.990 0.611	1'32.101 0.833	1'32.046 0.911	1'31.817 1.137	1'31.741 1.369	1'31.613 1.533	1'31.683 1.717	1'31.783 1.953	1'32.963 2.082	1'31.964 2.507	1'32.143 2.623	1'31.994 2.722	1'31.977 2.967	1'31.902 3.206	1'32.405 3.616	1'32.381 3.899	1'32.359 4.045	1'32.368 7.408
Lap 3	1'31.618	1'31.658 0.359	1'31.477 0.470	1'31.761 0.658	1'31.535 0.750	1'31.537 0.830	1'31.512 1.031	1'31.808 1.559	1'31.521 1.620	1'31.999 1.914	1'31.751 2.086	1'31.784 2.248									
Lap 4	1'31.386	1'31.211 0.295	1'31.617 0.889	1'31.583 0.947	1'32.041 1.014	1'31.693 1.338	1'32.043 1.487	1'31.509 1.682	1'31.664 2.192	1'31.774 2.474	1'31.797 2.659	1'31.788 2.836	1'31.727 3.024	1'31.796 3.402	1'31.683 3.641	1'31.640 3.921	1'31.783 4.481	1'32.181 4.654	1'31.953 4.800	1'31.515 7.400	
Lap 5	1'31.167	1'31.109 0.237	1'31.111 0.891	1'31.343 1.065	1'31.422 1.269	1'31.066 1.386	1'31.460 1.631	1'31.395 1.910	1'31.368 2.131	1'31.288 2.313	1'31.355 2.662	1'31.547 3.039	1'31.496 3.353	1'31.812 3.481	1'31.341 3.815	1'31.838 4.073	1'31.524 4.278	1'31.394 5.027	1'32.719 6.033	1'32.692 6.179	1'31.395 7.628
Lap 6	1'31.294	1'31.363 0.306	1'31.199 0.796																		
Lap 7	1'31.108	1'31.150 0.348	1'31.068 0.756	1'31.443 1.168	1'31.267 1.404	1'31.420 1.812	1'31.982 1.921	1'31.237 2.180	1'31.520 2.576	1'31.896 3.048	1'31.347 3.146	1'31.835 3.268	1'31.520 3.730	1'31.380 3.965	1'31.483 4.303	1'31.628 4.789	1'31.546 5.097	1'31.618 5.631	1'31.437 6.706	1'31.811 8.310	
Lap 8	1'31.090	1'30.950 0.208	1'31.000 0.666	1'31.054 1.132	1'30.899 1.213	1'31.806 2.637	1'32.256 2.978	1'32.051 3.141	1'31.811 3.297	1'31.810 3.866	1'32.038 3.996	1'32.085 4.263	1'31.793 4.433	1'31.665 4.540	1'31.602 4.815	1'31.559 5.258	1'31.527 5.534	1'31.636 6.177			
Lap 9	1'31.209	1'31.209 0.208	1'31.158 0.615	1'31.056 0.979	1'31.039 1.043	1'31.023 2.451	1'30.896 2.828	1'31.381 3.150	1'31.313 3.401	1'31.446 4.103	1'31.543 4.330	1'31.505 4.729	1'31.712 5.043	1'31.635 5.241	1'31.678 5.727	1'33.244 6.298	1'32.113 6.438	1'32.875 7.843	1'31.990 8.223	1'31.589 9.338	
Lap 10	1'31.143	1'31.138 0.203	1'31.183 0.655	1'31.089 0.989	1'31.470 1.306	1'31.091 2.399	1'30.966 2.651	1'30.996 3.003	1'31.097 3.355	1'31.053 4.013	1'31.228 4.415	1'31.433 5.019	1'31.410 5.310	1'31.421 5.519	1'31.455 6.039	1'31.344 6.499	1'31.586 6.881	1'31.587 8.287	1'31.832 8.912	1'31.591 9.786	
Lap 11	1'31.129	1'31.247 0.321	1'30.991 0.517	1'31.215 1.075	1'31.294 1.471	1'31.062 2.332	1'31.034 2.556	1'31.024 2.898	1'31.243 3.469	1'30.977 3.861	1'31.150 4.436	1'31.378 5.268									
Lap 12	1'31.219	1'31.147 0.249	1'31.222 0.520	1'31.124 0.980	1'31.243 1.495	1'31.292 2.629	1'31.990 3.103	1'31.545 3.224	1'31.326 3.576	1'31.442 4.084	1'31.484 4.701	1'31.490 5.539	1'31.623 5.990	1'31.629 6.332	1'31.545 7.161	1'32.242 7.605	1'31.816 7.956	1'31.541 8.750	1'32.158 10.311	1'32.009 11.004	
Lap 13	1'31.158	1'31.141 0.232	1'31.014 0.836	1'31.208 1.545	1'30.931 2.402	1'31.233 3.178	1'31.374 3.440	1'31.335 3.753	1'31.309 4.235	1'31.371 4.914	1'31.328 5.709	1'31.508 6.340	1'33.090 8.264	1'32.407 8.410	1'32.202 8.649	1'32.033 8.831	1'31.642 9.234	1'32.121 11.274	1'31.929 11.775		
Lap 14	1'31.414	1'31.510 0.328	1'31.171 0.593	1'31.270 1.401	1'31.006 1.994	1'31.123 2.887	1'31.304 3.330														

Lapped rider

These data/results cannot be reproduced, stored and/or transmitted in whole or in part by any manner of electronic, mechanical, photocopying, recording, broadcasting or otherwise now known or herein after developed without the previous express consent by the copyright owner, except for reproduction in daily press and regular printed publications on sale to the public within 60 days of the event related to those data/results and always provided that copyright symbol appears together as follows below.





OR THAILAND GRAND PRIX

36

4554 m.

2023 Rookie of the Year Classification

Rider	Points	Leader	Prev	POR	ARG	AME	SPA	FRA	ITA	GER	NED	GBR	AUT	CAT	RSM	IND	JPN	INA	AUS	THA	MAL	QAT	VAL	
1 FERNANDEZ Augusto [SPA]	67			3	5	6	3	13	1	5	6	7	2	7	-	-	9	-	-	-				
				- 3	- 5	- 6	- 3	- 13	- 1	- 5	- 6	2 5	- 2	- 7	- -	- -	- 9	- -	- -	-				

These data/results cannot be reproduced, stored and/or transmitted in whole or in part by any manner of electronic, mechanical, photocopying, recording, broadcasting or otherwise now known or herein after developed without the previous express consent by the copyright owner, except for reproduction in daily press and regular printed publications on sale to the public within 60 days of the event related to those data/results and always provided that copyright symbol appears together as follows below.
© DORNA, 2023





OR THAILAND GRAND PRIX

4554 m.

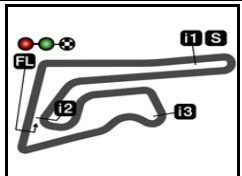
2023 Independent Team Classification

36

Rider	Points	Leader	Prev	POR	ARG	AME	SPA	FRA	ITA	GER	NED	GBR	AUT	CAT	RSM	IND	JPN	INA	AUS	THA	MAL	QAT	VAL	
1 MARTIN Jorge [SPA]	376			9 9 -	13 2 11	7 7 -	19 6 13	32 12 20	27 7 20	37 12 25	15 4 11	14 4 10	16 7 9	21 5 16	37 12 25	32 12 20	37 12 25	12 12 -	11 - 11	37 12 25				
2 BEZZECCHI Marco [ITA]	310	66	66	16 - 16	34 9 25	14 4 10	1 1 -	28 3 25	17 9 8	16 3 13	32 12 20	9 9 -	16 - 16	6 2 4	29 9 20	30 5 25	17 4 13	18 7 11	10 - 10	17 4 13				
3 ZARCO Johann [FRA]	194	182	116	15 2 13	20 - 20	9 - 9	2 2 -	20 4 16	22 6 16	21 5 16	- - -	13 6 7	3 - 3	16 3 13	6 - 6	10 - 10	5 5 -	- - -	25 - 25	7 1 6				
4 MARINI Luca [ITA]	164	212	30	- - -	15 7 8	23 3 20	10 - 10	6 6 -	18 5 13	17 6 11	9 - 9	9 - 9	13 - 13	5 - 5	10 3 7	- - -	- - -	9 9 -	4 - 4	16 7 9				
5 MARQUEZ Alex [SPA]	117	259	47	12 1 11	21 5 16	- - -	8 - 8	- - -	- - -	11 2 9	11 1 10	12 12 -	17 6 11	10 - 10	6 1 5	- - -	- - -	- - -	7 - 7	2 2				
6 DI GIANNANTONIO Fabio [ITA]	93	283	24	- - -	6 - 6	7 - 7	4 - 4	8 - 8	2 - 2	7 - 7	- - -	3 - 3	- - -	6 - 6	- - -	- - -	10 2 8	17 4 13	16 - 16	7 - 7				
7 OLIVEIRA Miguel [POR]	76	300	17	3 3 -	- - -	13 2 11	5 5 -	- - -	- - -	6 - 6	- - -	13 - 13	- - -	15 4 11	10 - 10	4 - 4	- - -	4 - 4	3 - 3	- - -				
8 FERNANDEZ Augusto [SPA]	67	309	9	3 - 3	5 - 5	6 - 6	3 - 3	13 - 13	1 - 1	5 - 5	6 - 6	7 2 5	2 - 2	7 - 7	- - -	- - -	9 - 9	- - -	- - -	- - -				
9 RINS Alex [SPA]	54	322	13	6 - 6	7 - 7	34 9 25	- - -	- - -	- - -	- - -	- - -	- - -	- - -	- - -	- - -	- - -	- - -	7 - 7	- - -	- - -				
10 NAKAGAMI Takaaki [JPN]	52	324	2	4 - 4	3 - 3	- - -	7 - 7	7 - 7	3 - 3	2 - 2	8 - 8	- - -	- - -	1 - 1	- - -	5 - 5	5 - 5	5 - 5	- - -	2 - 2				
11 FERNANDEZ Raul [SPA]	40	336	12	- - -	2 - 2	- - -	1 - 1	- - -	- - -	1 - 1	4 - 4	6 - 6	- - -	- - -	8 - 8	7 1 6	7 - 7	3 - 3	- - -	1 - 1				
12 ESPARGARO Pol [SPA]	12	364	28	- - -	- - -	- - -	- - -	- - -	- - -	- - -	- - -	4 - 4	4 4 -	- - -	- - -	3 - 3	1 - 1	- - -	- - -	- - -				
13 FOLGER Jonas [GER]	9	367	3	- - -	- - -	4 - 4	- - -	3 - 3	- - -	- - -	2 - 2	- - -	- - -	- - -	- - -	- - -	- - -	- - -	- - -	- - -				

These data/results cannot be reproduced, stored and/or transmitted in whole or in part by any manner of electronic, mechanical, photocopying, recording, broadcasting or otherwise now known or herein after developed without the previous express consent by the copyright owner, except for reproduction in daily press and regular printed publications on sale to the public within 60 days of the event related to those data/results and always provided that copyright symbol appears together as follows below.
© DORNA, 2023





OR THAILAND GRAND PRIX

4554 m.

2023 Independent Team Classification

36

Rider	Points	Leader	Prev	POR	ARG	AME	SPA	FRA	ITA	GER	NED	GBR	AUT	CAT	RSM	IND	JPN	INA	AUS	THA	MAL	QAT	VAL	
14 BRADL Stefan [GER]	6	370	3	-	-	-	-	-	-	-	3	-	-	-	-	1	2	-	-	-				
				-	-	-	-	-	-	-	3	-	-	-	-	1	2	-	-	-				
15 SAVADORI Lorenzo [ITA]	4	372	2	-	-	-	-	4	-	-	-	-	-	-	-	-	-	-	-	-				
				-	-	-	-	4	-	-	-	-	-	-	-	-	-	-	-	-				

Team	Points	Leader	Previous	POR	ARG	AME	SPA	FRA	ITA	GER	NED	GBR	AUT	CAT	RSM	IND	JPN	INA	AUS	THA	MAL	QAT	VAL	
1 PRIMA PRAMAC RACING	570			24	33	16	21	52	49	58	15	27	19	37	43	42	42	12	36	44				
2 MOONEY VR46 RACING TEAM	474	96	96	16	49	37	11	34	35	33	41	18	29	11	39	30	17	27	14	33				
3 GRESINI RACING MOTOGP	210	360	264	12	27	7	12	8	2	18	11	15	17	16	6	-	10	17	23	9				
4 CRYPTODATA RNF MOTOGP TEAM	120	450	90	3	2	13	6	4	-	7	4	19	-	15	18	11	7	7	3	1				
5 LCR HONDA	112	458	8	10	10	34	7	7	3	2	11	-	-	1	-	6	7	12	-	2				
6 GASGAS FACTORY RACING TECH3	88	482	24	3	5	10	3	16	1	5	8	11	6	7	-	3	10	-	-	-				

These data/results cannot be reproduced, stored and/or transmitted in whole or in part by any manner of electronic, mechanical, photocopying, recording, broadcasting or otherwise now known or herein after developed without the previous express consent by the copyright owner, except for reproduction in daily press and regular printed publications on sale to the public within 60 days of the event related to those data/results and always provided that copyright symbol appears together as follows below.

© DORNA, 2023





4554 m.

After the **OR THAILAND GRAND PRIX**

2023 Riders Performance

(Qualifying Position / Sprint Starting Position - Sprint Position / Race Starting Position - Race Position)

37

Rider	Points	POR	ARG	AME	SPA	FRA	ITA	GER	NED	GBR	AUT	CAT	RSM	IND	JPN	INA	AUS	THA	MAL	QAT	VAL
1 BAGNAIA Francesco	389	2	3	1	5	1	1	1	2	4	1	1	3	3	2	13	3	6			
		2-1	3-6	1-1	5-2	1-3	1-1	1-2	2-2	4-14	1-1	1-2	3-3	3-2	2-3	13-8	-	6-7			
		2-1	3-16	1-NC	5-1	1-NC	1-1	1-2	2-1	4-2	1-1	-	3-3	3-NC	2-2	13-1	3-2	6-2			
2 MARTIN Jorge	376	3	8	12	3	5	6	6	10	7	12	5	1	2	1	6	1	1			
		3-2	8-8	12-3	3-4	5-1	6-3	6-1	10-6	7-6	12-3	5-5	1-1	2-1	1-1	6-1	-	1-1			
		3-NC	8-5	12-NL	3-4	5-2	5-2	6-1	10-5	7-6	12-7	5-3	1-1	2-2	1-1	6-NC	1-5	1-1			
3 BEZZECCHI Marco	310	8	2	5	13	7	7	5	1	1	7	10	2	1	4	9	10	4			
		8-NC	2-2	5-6	13-9	7-7	7-2	5-7	1-1	1-2	7-NC	10-8	2-2	1-5	4-6	9-3	-	4-6			
		7-3	2-1	5-6	13-NC	7-1	7-8	5-4	1-2	1-NC	7-3	10-12	2-2	1-1	4-4	9-5	10-6	4-4			
4 BINDER Brad	249	15	15	11	4	10	11	9	5	10	3	9	7	14	5	5	2	5			
		15-12	15-1	11-5	4-1	10-2	11-11	9-6	5-5	10-9	3-2	9-4	7-5	13-4	5-2	5-19	-	5-2			
		14-6	15-17	11-13	4-2	10-6	10-5	8-NC	5-4	10-3	3-2	9-NC	7-14	12-4	5-NC	5-6	2-4	5-3			
5 ESPARGARO Aleix	198	12	9	6	1	11	8	10	6	12	11	2	6	10	9	3	4	3			
		12-6	9-NC	6-4	1-NC	11-8	8-8	10-9	6-4	12-5	11-7	2-1	6-8	10-NC	9-NC	3-NC	-	3-5			
		11-9	9-15	6-NL	1-5	11-5	8-6	9-16	6-3	12-1	11-9	2-1	6-12	9-NC	9-5	3-10	4-8	3-8			
6 ZARCO Johann	194	10	6	9	8	9	9	4	8	9	10	6	16	7	10	14	5	11			
		10-8	6-13	9-11	8-8	9-6	9-4	4-5	8-13	9-4	10-NC	6-7	16-14	7-NC	10-5	14-12	-	11-9			
		9-4	6-2	9-7	8-NC	9-3	9-3	4-3	8-NC	9-9	10-13	6-4	16-10	6-6	10-NC	14-NC	5-1	11-10			
7 VIÑALES Maverick	170	7	5	8	10	6	13	13	7	8	2	4	4	9	8	2	9	9			
		7-5	5-7	8-10	10-7	6-9	13-13	13-NC	7-7	8-3	2-8	4-3	4-6	9-8	8-9	2-4	-	9-18			
		6-2	5-12	8-4	10-NC	6-NC	12-12	12-NC	7-NC	8-5	2-6	4-2	4-5	8-8	8-19	2-2	9-11	9-NC			
8 MARINI Luca	164	9	7	3	9	3	4	2	3	6	6	18	8	4	-	1	18	2			
		9-NC	7-3	3-7	9-10	3-4	4-5	2-4	3-10	6-11	6-NC	18-12	8-7	4-NL	-	1-2	-	2-3			
		8-NC	7-8	3-2	9-6	3-NC	3-4	2-5	3-7	6-7	6-4	18-11	8-9	-	-	1-NC	18-12	2-7			
9 QUARTARARO Fabio	145	11	10	7	16	13	15	12	4	22	9	17	13	8	14	4	17	10			
		11-10	10-9	7-19	16-12	13-NC	15-10	12-13	4-3	22-21	9-15	17-18	13-13	8-6	14-15	4-5	-	10-11			
		10-8	10-7	7-3	16-10	13-7	14-11	11-13	4-NC	22-15	9-8	17-7	13-13	7-3	14-10	4-3	16-14	10-5			

NC=Not classified NL=Not finished first lap NP=Not started race re-start N2=Not finished first lap race re-start EX=Excluded NS=Not Started DS=Disqualified

These data/results cannot be reproduced, stored and/or transmitted in whole or in part by any manner of electronic, mechanical, photocopying, recording, broadcasting or otherwise now known or herein after developed without the previous express consent by the copyright owner, except for reproduction in daily press and regular printed publications on sale to the public within 60 days of the event related to those data/results and always provided that copyright symbol appears together as follows below.
© DORNA, 2023

Official MotoGP Timing by **TISSOT**
www.motogp.com



Rider	Points	POR	ARG	AME	SPA	FRA	ITA	GER	NED	GBR	AUT	CAT	RSM	IND	JPN	INA	AUS	THA	MAL	QAT	VAL	
10 MILLER Jack	144	5	16	10	2	4	5	3	12	2	4	13	18	16	3	10	8	15				
		5-4	16-10	10-9	2-3	4-NC	5-6	3-3	12-11	2-7	4-5	13-16	18-15	15-7	3-4	10-9	-	15-10				
		5-7	16-6	10-NC	2-3	4-NC	4-7	3-6	12-NC	2-8	4-15	12-8	18-NC	14-14	3-6	10-7	8-7	15-16				
11 MARQUEZ Alex	117	13	1	4	12	8	3	8	9	3	5	7	11	12	-	-	13	7				
		13-9	1-5	4-NC	12-NC	8-15	3-NL	8-8	9-9	3-1	5-4	7-10	11-9	-	-	-	-	7-8				
		12-5	1-3	4-NL	12-8	8-NC	6-NC	7-7	9-6	3-NC	5-5	7-6	11-11	-	-	-	13-9	7-NC				
12 DI GIANNANTONIO Fabio	93	21	14	16	15	15	19	14	13	18	20	8	21	13	6	7	6	13				
		21-16	14-12	16-17	15-11	15-12	19-14	14-12	13-NC	18-12	20-11	8-13	21-17	12-10	6-8	7-6	-	13-NC				
		20-NC	14-10	16-9	15-12	15-8	18-14	13-9	13-NC	18-13	20-17	8-10	21-17	11-NC	6-8	7-4	6-3	13-9				
13 MORBIDELLI Franco	84	17	4	14	14	17	14	17	15	11	15	16	19	17	17	15	20	18				
		17-14	4-4	14-14	14-16	17-13	14-16	17-15	15-15	11-15	15-9	16-15	19-18	16-15	17-16	15-15	-	18-15				
		16-14	4-4	14-8	14-11	17-10	13-10	16-12	15-9	11-14	14-11	16-14	19-15	15-7	17-17	15-14	20-17	18-11				
14 MARQUEZ Marc	81	1	-	-	-	2	2	7	17	14	18	12	9	6	7	8	7	8				
		1-3	-	-	-	2-5	2-7	7-11	17-17	14-18	18-10	12-11	9-10	6-3	7-7	8-NL	-	8-4				
		1-NC	-	-	-	2-NC	2-NC	-	-	14-NC	18-12	11-13	9-7	5-9	7-3	8-NC	7-15	8-6				
15 OLIVEIRA Miguel	76	4	-	15	7	-	18	16	11	16	8	3	10	19	16	12	19	20				
		4-7	-	15-8	7-5	-	18-12	16-16	11-19	16-10	8-NL	3-6	10-12	18-12	16-14	12-10	-	20-17				
		4-NC	-	15-5	-	-	17-NC	15-10	11-NC	16-4	8-NC	3-5	10-6	17-12	16-18	12-12	19-13	20-NC				
16 FERNANDEZ Augusto	67	19	17	20	21	12	21	15	21	5	22	19	17	18	13	18	14	12				
		19-NL	17-16	20-16	21-17	12-NC	21-20	15-14	21-14	5-8	22-17	19-17	17-19	17-11	13-12	18-13	-	12-NC				
		18-13	17-11	20-10	21-13	12-4	20-15	14-11	20-10	5-11	22-14	19-9	17-16	16-NC	13-7	18-NC	17-NC	12-17				
17 RINS Alex	54	16	12	2	18	18	10	-	-	-	-	-	-	-	-	21	-	-				
		16-13	12-15	2-2	18-13	18-11	10-NC	-	-	-	-	-	-	-	-	-	21-18	-	-			
		15-10	12-9	2-1	18-NC	18-NC	-	-	-	-	-	-	-	-	-	-	21-9	-	-			
18 NAKAGAMI Takaaki	52	18	11	17	11	14	16	18	14	21	19	21	20	15	18	20	21	16				
		18-15	11-11	17-13	11-NC	14-10	16-17	18-17	14-12	21-20	19-NC	21-20	20-21	14-13	18-17	20-11	-	16-19				
		17-12	11-13	17-NC	11-9	14-9	15-13	17-14	14-8	21-16	19-18	21-15	20-19	13-11	18-11	20-11	21-19	16-14				
19 BASTIANINI Enea	45	6	-	-	24	-	12	11	18	13	14	11	-	-	-	11	12	21				
		6-NC	-	-	-	-	12-9	11-10	18-8	13-13	14-13	11-9	-	-	-	11-7	-	21-13				
		-	-	-	-	-	11-9	10-8	17-NC	13-NC	13-10	-	-	-	-	11-8	12-10	21-13				
20 FERNANDEZ Raul	40	20	13	19	17	-	20	19	16	20	17	15	12	11	11	17	15	14				
		20-11	13-14	19-15	17-14	-	20-19	19-18	16-18	20-19	17-14	15-14	12-11	11-9	11-10	17-14	-	14-14				
		19-NC	13-14	19-NC	17-15	-	19-17	18-15	16-12	20-10	17-NC	15-NC	12-8	10-10	11-9	17-13	14-16	14-15				

NC=Not classified NL=Not finished first lap NP=Not started race re-start N2=Not finished first lap race re-start EX=Excluded NS=Not Started DS=Disqualified

These data/results cannot be reproduced, stored and/or transmitted in whole or in part by any manner of electronic, mechanical, photocopying, recording, broadcasting or otherwise now known or herein after developed without the previous express consent by the copyright owner, except for reproduction in daily press and regular printed publications on sale to the public within 60 days of the event related to those data/results and always provided that copyright symbol appears together as follows below.
© DORNA, 2023

Official MotoGP Timing by TISSOT
www.motogp.com



Rider	Points	POR	ARG	AME	SPA	FRA	ITA	GER	NED	GBR	AUT	CAT	RSM	IND	JPN	INA	AUS	THA	MAL	QAT	VAL		
21 PEDROSA Dani	32	-	-	-	6	-	-	-	-	-	-	-	5	-	-	-	-	-					
		-	-	-	6-6	-	-	-	-	-	-	-	-	5-4	-	-	-	-	-				
		-	-	-	6-7	-	-	-	-	-	-	-	-	5-4	-	-	-	-	-				
22 MIR Joan	24	14	18	13	20	16	-	-	-	19	16	20	22	5	15	19	16	19					
		14-NL	18-NL	13-12	20-NC	16-14	-	-	-	19-17	16-12	20-21	22-23	5-NC	15-13	19-16	-	19-12					
		13-11	-	13-NC	20-NC	16-NC	-	-	-	19-NC	15-NC	20-17	22-NC	4-5	15-12	19-NC	15-NC	19-12					
23 ESPARGARO Pol	12	22	-	-	-	-	-	-	-	15	13	14	23	20	12	16	11	17					
		-	-	-	-	-	-	-	-	15-16	13-6	14-NC	23-16	19-NL	12-11	16-17	-	17-16					
		-	-	-	-	-	-	-	-	15-12	16-16	13-NC	23-NC	18-13	12-15	16-NC	11-18	17-18					
24 SAVADORI Lorenzo	9	-	-	-	-	20	22	-	19	-	23	-	-	-	-	-	-	-					
		-	-	-	-	20-17	22-18	-	19-16	-	23-NC	-	-	-	-	-	-	-	-				
		-	-	-	-	20-12	21-18	-	18-11	-	23-19	-	-	-	-	-	-	-	-				
25 FOLGER Jonas	9	-	-	22	22	21	23	20	23	-	-	-	-	-	-	-	-	-					
		-	-	22-20	22-19	21-NC	23-21	20-NC	23-21	-	-	-	-	-	-	-	-	-	-				
		-	-	22-12	22-17	21-13	22-19	19-17	22-14	-	-	-	-	-	-	-	-	-	-				
26 BRADL Stefan	8	-	-	21	19	-	-	-	20	-	-	-	15	21	20	-	-	-					
		-	-	21-18	19-15	-	-	-	20-22	-	-	-	15-22	20-NL	20-20	-	-	-					
		-	-	21-NC	19-14	-	-	-	19-13	-	-	-	15-18	19-15	20-14	-	-	-					
27 PIRRO Michele	5	-	-	18	-	-	17	-	-	-	-	-	14	22	21	-	-	-					
		-	-	18-NC	-	-	17-15	-	-	-	-	-	14-20	21-14	21-19	-	-	-					
		-	-	18-11	-	-	16-16	-	-	-	-	-	14-NC	20-16	21-16	-	-	-					
28 PETRUCCI Danilo	5	-	-	-	-	19	-	-	-	-	-	-	-	-	-	-	-	-					
		-	-	-	-	19-16	-	-	-	-	-	-	-	-	-	-	-	-					
		-	-	-	-	19-11	-	-	-	-	-	-	-	-	-	-	-	-					
29 CRUTCHLOW Cal	3	-	-	-	-	-	-	-	-	-	-	-	-	-	19	-	-	-					
		-	-	-	-	-	-	-	-	-	-	-	-	-	19-18	-	-	-					
		-	-	-	-	-	-	-	-	-	-	-	-	-	19-13	-	-	-					
30 LECUONA Iker	0	-	-	-	23	-	-	-	22	17	21	22	-	-	-	-	-	-					
		-	-	-	23-18	-	-	-	22-20	17-22	21-16	22-19	-	-	-	-	-	-					
		-	-	-	23-16	-	-	-	21-NC	17-17	21-20	22-16	-	-	-	-	-	-					

NC=Not classified NL=Not finished first lap NP=Not started race re-start N2=Not finished first lap race re-start EX=Excluded NS=Not Started DS=Disqualified

These data/results cannot be reproduced, stored and/or transmitted in whole or in part by any manner of electronic, mechanical, photocopying, recording, broadcasting or otherwise now known or herein after developed without the previous express consent by the copyright owner, except for reproduction in daily press and regular printed publications on sale to the public within 60 days of the event related to those data/results and always provided that copyright symbol appears together as follows below.
© DORNA, 2023

Official MotoGP Timing by TISSOT
www.motogp.com





4554 m.

OR THAILAND GRAND PRIX
Official Starting Grid

Race : 26 laps = 118.404 km



1	1 1'29.287 89 Jorge MARTIN Ducati	2 1'29.425 10 Luca MARINI Ducati	3 1'29.461 41 Aleix ESPARGARO Aprilia
2	4 1'29.483 72 Marco BEZZECCHI Ducati	5 1'29.496 33 Brad BINDER KTM	6 1'29.527 1 Francesco BAGNAIA Ducati
3	7 1'29.600 73 Alex MARQUEZ Ducati	8 1'29.622 93 Marc MARQUEZ Honda	9 1'29.701 12 Maverick VIÑALES Aprilia
4	10 1'29.707 20 Fabio QUARTARARO Yamaha	11 1'29.923 5 Johann ZARCO Ducati	12 1'30.077 37 Augusto FERNANDEZ KTM
5	13 1'29.850 49 Fabio DI GIANNANTONIO Ducati	14 1'29.914 25 Raul FERNANDEZ Aprilia	15 1'30.096 43 Jack MILLER KTM
6	16 1'30.115 30 Takaaki NAKAGAMI Honda	17 1'30.124 44 Pol ESPARGARO KTM	18 1'30.158 21 Franco MORBIDELLI Yamaha
7	19 1'30.263 36 Joan MIR Honda	20 1'30.442 88 Miguel OLIVEIRA Aprilia	21 1'30.677 23 Enea BASTIANINI Ducati

The results are provisional until the end of the limit for protest and appeals and until the ratification of the Event Management Committee.

Time limit for protest expires 60' at the latest after publication of the results - Time:

These data/results cannot be reproduced, stored and/or transmitted in whole or in part by any manner of electronic, mechanical, photocopying, recording, broadcasting or otherwise now known or herein after developed without the previous express consent by the copyright owner, except for reproduction in daily press and regular printed publications on sale to the public within 60 days of the event related to those data/results and always provided that copyright symbol appears together as follows below.

© DORNA, 2023

Official MotoGP Timing by **TISSOT**
www.motogp.com

Buriram, Sunday, October 29, 2023





4554 m.

BURIRAM INTERNATIONAL CIRCUIT MOTOR THAILAND GRAND PRIX Race Top Speed & Average



Rider	Nation	Motorcycle	Top 5 speeds					Average	Top
1 Francesco BAGNAIA	ITA	DUCATI	336.4	335.4	335.4	334.3	334.3	335.2	336.4
5 Johann ZARCO	FRA	DUCATI	335.4	332.3	331.2	331.2	330.2	331.4	335.4
20 Fabio QUARTARARO	FRA	YAMAHA	335.4	332.3	331.2	330.2	329.2	330.6	335.4
72 Marco BEZZECCHI	ITA	DUCATI	335.4	335.4	333.3	333.3	333.3	333.9	335.4
12 Maverick VIÑALES	SPA	APRILIA	334.3	333.3	333.3	332.3	332.3	333.1	334.3
41 Aleix ESPARGARO	SPA	APRILIA	334.3	333.3	332.3	332.3	332.3	332.7	334.3
89 Jorge MARTIN	SPA	DUCATI	334.3	334.3	333.3	331.2	331.2	332.9	334.3
23 Enea BASTIANINI	ITA	DUCATI	333.3	332.3	331.2	330.2	330.2	331.1	333.3
10 Luca MARINI	ITA	DUCATI	332.3	332.3	332.3	331.2	331.2	331.8	332.3
33 Brad BINDER	RSA	KTM	332.3	331.2	331.2	330.2	330.2	330.7	332.3
44 Po ESPARGARO	SPA	KTM	332.3	331.2	330.2	329.2	328.2	329.3	332.3
93 Marc MARQUEZ	SPA	HONDA	332.3	331.2	331.2	330.2	330.2	330.9	332.3
21 Franco MORBIDELLI	ITA	YAMAHA	331.2	329.2	328.2	328.2	327.2	328.2	331.2
37 Augusto FERNANDEZ	SPA	KTM	331.2	328.2	328.2	327.2	327.2	328.0	331.2
43 Jack MILLER	AUS	KTM	331.2	330.2	330.2	329.2	329.2	330.0	331.2
25 Raul FERNANDEZ	SPA	APRILIA	330.2	329.2	329.2	329.2	328.2	328.8	330.2
36 Joan MIR	SPA	HONDA	330.2	330.2	330.2	329.2	329.2	329.8	330.2
49 Fabio DI GIANNANTONIO	ITA	DUCATI	330.2	330.2	330.2	330.2	330.2	330.2	330.2
73 Alex MARQUEZ	SPA	DUCATI	330.2	330.2	329.2	327.2	327.2	328.8	330.2
30 Takaaki NAKAGAMI	JPN	HONDA	327.2	326.2	326.2	325.3	324.3	325.6	327.2
88 Miguel OLIVEIRA	POR	APRILIA	326.2	322.3	321.4	308.5	305.0	316.7	326.2

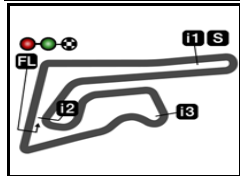
These data/results cannot be reproduced, stored and/or transmitted in whole or in part by any manner of electronic, mechanical, photocopying, recording, broadcasting or otherwise now known or herein after developed without the previous express consent of the copyright owner, except for reproduction in daily press and regular printed publications on sale to the public within 60 days of the event related to those data/results and always provided that copyright symbol appears together as follows below.

© DORNA, 2023

Official MotoGP Timing by **TISSOT**
www.motogp.com



Buriram, Sunday, October 29, 2023



4554 m.

BURIRAM THAILAND GRAND PRIX

Race

Fastest Laps Sequence

Lap	Race Time	 Rider	Nation	Motorcycle	Time	Km/h	Riders's Lap
2	3'05.556	89 Jorge MARTIN	SPA	DUCATI	1'31.843	178.5	2
2	3'06.693	93 Marc MARQUEZ	SPA	HONDA	1'31.817	178.5	2
2	3'06.925	20 Fabio QUARTARARO	FRA	YAMAHA	1'31.741	178.7	2
2	3'07.089	72 Marco BEZZECCHI	ITA	DUCATI	1'31.613	178.9	2
3	4'37.644	33 Brad BINDER	RSA	KTM	1'31.477	179.2	3
4	6'08.560	89 Jorge MARTIN	SPA	DUCATI	1'31.386	179.3	4
4	6'08.855	33 Brad BINDER	RSA	KTM	1'31.211	179.7	4
5	7'39.727	89 Jorge MARTIN	SPA	DUCATI	1'31.167	179.8	5
5	7'39.964	33 Brad BINDER	RSA	KTM	1'31.109	179.9	5
5	7'41.113	1 Francesco BAGNAIA	ITA	DUCATI	1'31.066	180.0	5
6	9'11.854	10 Luca MARINI	ITA	DUCATI	1'31.062	180.0	6
6	9'13.072	72 Marco BEZZECCHI	ITA	DUCATI	1'31.032	180.0	6
8	12'13.427	33 Brad BINDER	RSA	KTM	1'30.950	180.2	8
8	12'14.432	1 Francesco BAGNAIA	ITA	DUCATI	1'30.899	180.3	8
9	13'47.256	72 Marco BEZZECCHI	ITA	DUCATI	1'30.896	180.3	9

These data/results cannot be reproduced, stored and/or transmitted in whole or in part by any manner of electronic, mechanical, photocopying, recording, broadcasting or otherwise now known or herein after developed without the previous express consent by the copyright owner, except for reproduction in daily press and regular printed publications on sale to the public within 60 days of the event related to those data/results and always provided that copyright symbol appears together as follows below.

© DORNA, 2023

Official MotoGP Timing by TISSOT
www.motogp.com

Buriram, Sunday, October 29, 2023

