

5380 m.

**QATAR AIRWAYS GRAND PRIX OF QATAR**

**Practice  
Classification**

**6**

	Rider	Nation	Team	Motorcycle	Time	Lap Total	Gap	Top Speed
1	25 <b>Raul FERNANDEZ</b>	SPA	CryptoDATA RNF MotoGP Team	APRILIA	<b>1'52.843</b>	17 20		<b>340.6</b>
2	49 <b>Fabio DI GIANNANTONIO</b>	ITA	Gresini Racing MotoGP	DUCATI	<b>1'52.892</b>	13 18	0.049 0.049	<b>339.6</b>
3	12 <b>Maverick VIÑALES</b>	SPA	Aprilia Racing	APRILIA	<b>1'52.936</b>	15 19	0.093 0.044	<b>343.9</b>
4	33 <b>Brad BINDER</b>	RSA	Red Bull KTM Factory Racing	KTM	<b>1'52.955</b>	19 20	0.112 0.019	<b>349.5</b>
5	41 <b>Alex ESPARGARO</b>	SPA	Aprilia Racing	APRILIA	<b>1'53.033</b>	18 19	0.190 0.078	<b>346.1</b>
6	10 <b>Luca MARINI</b>	ITA	Mooney VR46 Racing Team	DUCATI	<b>1'53.094</b>	26 26	0.251 0.061	<b>346.1</b>
7	89 <b>Jorge MARTIN</b>	SPA	Prima Pramac Racing	DUCATI	<b>1'53.195</b>	20 21	0.352 0.101	<b>347.2</b>
8	1 <b>Francesco BAGNAIA</b>	ITA	Ducati Lenovo Team	DUCATI	<b>1'53.202</b>	18 19	0.359 0.007	<b>346.1</b>
9	37 <b>Augusto FERNANDEZ</b>	SPA	GASGAS Factory Racing Tech3	KTM	<b>1'53.289</b>	19 21	0.446 0.087	<b>340.6</b>
10	93 <b>Marc MARQUEZ</b>	SPA	Repsol Honda Team	HONDA	<b>1'53.323</b>	15 20	0.480 0.034	<b>341.7</b>
11	43 <b>Jack MILLER</b>	AUS	Red Bull KTM Factory Racing	KTM	<b>1'53.337</b>	14 18	0.494 0.014	<b>345.0</b>
12	73 <b>Alex MARQUEZ</b>	SPA	Gresini Racing MotoGP	DUCATI	<b>1'53.561</b>	16 20	0.718 0.224	<b>339.6</b>
13	21 <b>Franco MORBIDELLI</b>	ITA	Monster Energy Yamaha MotoGP	YAMAHA	<b>1'53.564</b>	14 18	0.721 0.003	<b>341.7</b>
14	44 <b>Poli ESPARGARO</b>	SPA	GASGAS Factory Racing Tech3	KTM	<b>1'53.696</b>	12 14	0.853 0.132	<b>346.1</b>
15	72 <b>Marco BEZZECCHI</b>	ITA	Mooney VR46 Racing Team	DUCATI	<b>1'53.704</b>	18 23	0.861 0.008	<b>348.3</b>
16	5 <b>Johann ZARCO</b>	FRA	Prima Pramac Racing	DUCATI	<b>1'53.778</b>	15 16	0.935 0.074	<b>345.0</b>
17	36 <b>Joan MIR</b>	SPA	Repsol Honda Team	HONDA	<b>1'53.921</b>	15 16	1.078 0.143	<b>346.1</b>
18	23 <b>Enea BASTIANINI</b>	ITA	Ducati Lenovo Team	DUCATI	<b>1'53.937</b>	22 22	1.094 0.016	<b>346.1</b>
19	88 <b>Miguel OLIVEIRA</b>	POR	CryptoDATA RNF MotoGP Team	APRILIA	<b>1'54.005</b>	10 20	1.162 0.068	<b>345.0</b>
20	27 <b>Iker LECUONA</b>	SPA	LCR Honda CASTROL	HONDA	<b>1'54.254</b>	20 22	1.411 0.249	<b>343.9</b>
21	20 <b>Fabio QUARTARARO</b>	FRA	Monster Energy Yamaha MotoGP	YAMAHA	<b>1'54.260</b>	11 20	1.417 0.006	<b>347.2</b>
22	30 <b>Takaaki NAKAGAMI</b>	JPN	LCR Honda IDEMITSU	HONDA	<b>1'54.441</b>	18 22	1.598 0.181	<b>340.6</b>

**Practice condition: Dry**  
**Air: 24°**  
**Humidity: 79%**  
**Ground: 28°**

<b>Fastest Lap:</b>	Lap: 17	<b>Raul FERNANDEZ</b>	<b>1'52.843</b>	171.6 Km/h
<b>Best Race Lap:</b>	2022	<b>Enea BASTIANINI</b>	<b>1'54.338</b>	169.3 Km/h
<b>All Time Lap Record:</b>	2021	<b>Francesco BAGNAIA</b>	<b>1'52.772</b>	171.7 Km/h

The results are provisional until the end of the limit for protest and appeals.

Time limit for protest expires 60' after publication of the results - ..... Time: .....

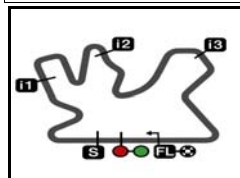
These data/results cannot be reproduced, stored and/or transmitted in whole or in part by any manner of electronic, mechanical, photocopying, recording, broadcasting or otherwise now known or herein after developed without the previous express consent by the copyright owner, except for reproduction in daily press and regular printed publications on sale to the public within 60 days of the event related to those data/results and always provided that copyright symbol appears together as follows below.

© DORNA, 2023

Official MotoGP Timing by **TISSOT**  
 www.motogp.com

**Doha, Friday, November 17, 2023**





5380 m.

## QATAR AIRWAYS GRAND PRIX OF QATAR

## Practice

## Top Speed &amp; Average

8



Rider	Nation	Motorcycle	Top 5 speeds					Average	Top
33 Brad BINDER	RSA	KTM	349.5	348.3	347.2	346.1	345.0	347.2	349.5
72 Marco BEZZECCHI	ITA	DUCATI	348.3	347.2	347.2	347.2	346.1	346.8	348.3
20 Fabio QUARTARARO	FRA	YAMAHA	347.2	342.8	342.8	342.8	342.8	343.7	347.2
89 Jorge MARTIN	SPA	DUCATI	347.2	346.1	345.0	343.9	343.9	344.8	347.2
1 Francesco BAGNAIA	ITA	DUCATI	346.1	345.0	342.8	342.8	342.8	343.7	346.1
10 Luca MARINI	ITA	DUCATI	346.1	346.1	345.0	343.9	343.9	345.0	346.1
23 Enea BASTIANINI	ITA	DUCATI	346.1	345.0	345.0	345.0	342.8	343.6	346.1
36 Joan MIR	SPA	HONDA	346.1	345.0	345.0	343.9	343.9	344.8	346.1
41 Aleix ESPARGARO	SPA	APRILIA	346.1	343.9	342.8	341.7	341.7	343.0	346.1
44 Pol ESPARGARO	SPA	KTM	346.1	346.1	346.1	345.0	343.9	345.0	346.1
5 Johann ZARCO	FRA	DUCATI	345.0	345.0	345.0	345.0	345.0	345.0	345.0
43 Jack MILLER	AUS	KTM	345.0	345.0	341.7	341.7	340.6	342.8	345.0
88 Miguel OLIVEIRA	POR	APRILIA	345.0	345.0	345.0	343.9	343.9	344.6	345.0
12 Maverick VIÑALES	SPA	APRILIA	343.9	343.9	342.8	342.8	342.8	343.2	343.9
27 Iker LECUONA	SPA	HONDA	343.9	343.9	343.9	343.9	341.7	343.5	343.9
21 Franco MORBIDELLI	ITA	YAMAHA	341.7	341.7	341.7	341.7	340.6	341.3	341.7
93 Marc MARQUEZ	SPA	HONDA	341.7	341.7	340.6	340.6	340.6	340.9	341.7
25 Raul FERNANDEZ	SPA	APRILIA	340.6	339.6	339.6	339.6	338.5	339.4	340.6
30 Takaaki NAKAGAMI	JPN	HONDA	340.6	340.6	339.6	338.5	338.5	339.3	340.6
37 Augusto FERNANDEZ	SPA	KTM	340.6	340.6	339.6	339.6	339.6	339.9	340.6
49 Fabio DI GIANNANTONIO	ITA	DUCATI	339.6	338.5	338.5	338.5	338.5	338.7	339.6
73 Alex MARQUEZ	SPA	DUCATI	339.6	339.6	339.6	339.6	338.5	339.1	339.6

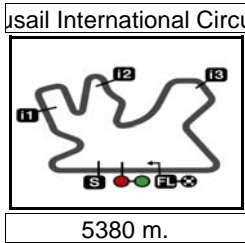
These data/results cannot be reproduced, stored and/or transmitted in whole or in part by any manner of electronic, mechanical, photocopying, recording, broadcasting or otherwise now known or herein after developed without the previous express consent by the copyright owner, except for reproduction in daily press and regular printed publications on sale to the public within 60 days of the event related to those data/results and always provided that copyright symbol appears together as follows below.

© DORNA, 2023

Official MotoGP Timing by TISSOT  
www.motogp.com



Doha, Friday, November 17, 2023



**QATAR AIRWAYS GRAND PRIX OF QATAR**  
Practice  
**Chronological Analysis of Performances**

**9**

\* Lap / Sector time cancelled      T1 Time from finish line to 1st intermed.      T3 Time from 2nd intermed. to 3rd intermed.  
P Crossing the finish line in pit lane      T2 Time from 1st intermed. to 2nd intermed.      T4 Time from 3rd intermediate to finish line  
\*\* Tyre data subject to further updates

Lap	Lap Time	T1	T2	T3	T4	Speed	Lap	Lap Time	T1	T2	T3	T4	Speed
<b>1st</b>	<b>25</b>	Raul FERNANDEZ		APRILIA	SPA		<b>Run # 2</b>		Front Tyre	Slick-Soft	Rear Tyre	Slick-Hard	
		CryptoDATA RNF MotoGP Team							New Tyre		New Tyre		
		Runs=5	Total laps=20	Full laps=11	Valid laps=10		7	12'18.274	29.511	32.209	28.256	28.412	
<b>Run # 1</b>		Front Tyre	Slick-Hard	Rear Tyre	Slick-Medium		8	<b>1'54.320</b>	28.263	30.653	27.368	28.036	338.5
		New Tyre		New Tyre			9	1'54.181 *	28.218	30.590	27.368	28.005*	338.5
1	2'56.088	29.806	32.708	28.075	28.564		10	<b>1'54.019</b>	28.087	30.531	27.303	28.098	337.5
2	<b>1'55.093</b>	28.767	30.743	27.481	28.102	336.4	11	2'05.384 P	30.890	33.056	29.315	32.123	338.5
3	<b>1'54.309</b>	28.126	30.707	27.328	28.148	340.6	<b>Run # 3</b>		Front Tyre	Slick-Medium	Rear Tyre	Slick-Soft	
4	<b>1'57.177</b>	28.137	33.020	27.613	28.407	339.6			New Tyre		New Tyre		
5	<b>1'54.961</b>	28.449	30.854	27.447	28.211	339.6	12	7'52.124	30.161	31.657	28.657	28.444	
6	<b>1'54.998</b>	28.391	30.833	27.488	28.286	336.4	13	<b>1'52.892</b>	27.822	30.237	27.119	27.714	337.5
7	2'04.804 P	33.994	31.839	28.917	30.054	337.5	14	2'02.359 P	27.992	35.348	28.845	30.174	336.4
<b>Run # 2</b>		Front Tyre	Slick-Hard	Rear Tyre	Slick-Hard		<b>Run # 4</b>		Front Tyre	Slick-Soft	Rear Tyre	Slick-Soft	
		7 Laps at start		5 Laps at start					New Tyre		New Tyre		
8	7'23.411	29.534	35.035	29.149	32.250		15	11'26.500	29.643	31.594	28.525	28.126	
9	<b>1'55.458</b>	28.682	30.953	27.617	28.206	338.5	16	<b>1'52.928</b>	27.950	30.235	27.102	27.641	337.5
10	<b>1'54.858</b>	28.400	30.766	27.554	28.138	336.4	17	1'52.951 *	27.772	30.334	27.104	27.741*	338.5
11	1'55.870 *	28.637	31.060	27.720	28.453*	339.6	18	<b>1'53.118</b>	27.890	30.325	27.157	27.746	338.5
12	1'59.012 P	28.421	32.066	28.630	29.895	337.5	<b>3rd</b>	<b>12</b>	Maverick VIÑALES		APRILIA	SPA	
<b>Run # 3</b>		Front Tyre	Slick-Soft	Rear Tyre	Slick-Soft				Aprilia Racing				
		New Tyre		New Tyre					Runs=4	Total laps=19	Full laps=12	Valid laps=9	
13	7'37.621	29.122	32.174	27.747	28.359		<b>Run # 1</b>		Front Tyre	Slick-Hard	Rear Tyre	Slick-Hard	
14	<b>1'53.345</b>	28.111	30.342	27.105	27.787	337.5			New Tyre		New Tyre		
15	1'59.536 P	31.094	31.195	27.823	29.424	335.4	1	2'45.409	28.925	32.923	28.516	29.324	
<b>Run # 4</b>		Front Tyre	Slick-Soft	Rear Tyre	Slick-Soft		2	<b>1'55.388</b>	28.594	30.875	27.564	28.355	340.6
		3 Laps at start		New Tyre			3	<b>1'55.343</b>	28.188	30.910	27.638	28.607	342.8
16	4'40.149	29.704	31.268	27.641	28.167		4	<b>1'54.425</b>	28.183	30.828	27.336	28.078	342.8
17	<b>1'52.843</b>	27.835	30.313	26.972	27.723	337.5	5	<b>1'54.457</b>	28.333	30.726	27.357	28.041	343.9
18	2'02.379 P	31.229	32.354	29.367	29.429	335.4	6	<b>1'54.148</b>	28.109	30.725	27.338	27.976	342.8
<b>Run # 5</b>		Front Tyre	Slick-Soft	Rear Tyre	Slick-Soft		7	<b>1'55.058</b>	28.031	30.624	27.618	28.785	341.7
		New Tyre		New Tyre			8	<b>1'54.923</b>	28.305	30.825	27.416	28.377	340.6
19	8'09.414 *	29.412	31.400	27.617	28.497*		9	1'54.852 *	28.361	30.771	27.457	28.263*	339.6
20	<b>1'59.108</b>	27.918	30.795	32.035	28.360	338.5	10	2'00.027 P	30.381	31.812	28.166	29.668	337.5
<b>2nd</b>	<b>49</b>	Fabio DI GIANNANTON		DUCATI	ITA		<b>Run # 2</b>		Front Tyre	Slick-Soft	Rear Tyre	Slick-Soft	
		Gresini Racing MotoGP							New Tyre		New Tyre		
		Runs=4	Total laps=18	Full laps=11	Valid laps=9		11	10'41.849	28.918	31.455	27.900	28.390	
<b>Run # 1</b>		Front Tyre	Slick-Medium	Rear Tyre	Slick-Medium		12	<b>1'53.340</b>	27.877	30.307	27.158	27.998	341.7
		New Tyre		New Tyre			13	1'57.370 P	28.041	30.943	28.740	29.646	340.6
1	2'07.188	31.515	33.182	28.421	28.553		<b>Run # 3</b>		Front Tyre	Slick-Soft	Rear Tyre	Slick-Soft	
2	<b>1'55.338</b>	28.513	30.956	27.679	28.190	337.5			3 Laps at start		New Tyre		
3	<b>1'56.512</b>	28.152	30.653	27.397	30.310	339.6	14	10'32.028	28.422	31.096	27.700	28.004	
4	<b>1'54.881</b>	28.483	30.613	27.579	28.206	334.3	15	<b>1'52.936</b>	27.718	30.324	26.958	27.936	341.7
5	<b>1'59.607</b>	28.211	30.976	30.923	29.497	338.5	16	2'04.010 P	31.896	32.304	29.302	30.508	339.6
6	1'59.808 P	28.305	31.008	27.837	32.658	337.5							

**Fastest Lap:** Raul FERNANDEZ      CryptoDATA RNF Mot SPA      **1'52.843**      27.835      30.313      26.972      27.723

These data/results cannot be reproduced, stored and/or transmitted in whole or in part by any manner of electronic, mechanical, photocopying, recording, broadcasting or otherwise now known or herein after developed without the previous express consent by the copyright owner, except for reproduction in daily press and regular printed publications on sale to the public within 60 days of the event related to those data/results and always provided that copyright symbol appears together as follows below.  
© DORNA, 2023



## Practice

## MotoGP

Lap	Lap Time	T1	T2	T3	T4	Speed	Lap	Lap Time	T1	T2	T3	T4	Speed	
Run # 4	Front Tyre	Slick-Soft		Rear Tyre	Slick-Soft		12	1'54.523	28.071	30.545	27.643	28.264	339.6	
		New Tyre			New Tyre		13	2'02.684	P 31.041	32.528	28.614	30.501	338.5	
17	7'46.137	27.968	31.059	27.462	27.980		Run # 3	Front Tyre	Slick-Soft		Rear Tyre	Slick-Soft		
18	1'52.652	* 27.614	30.185	27.032	27.821*		343.9		New Tyre		New Tyre			
19	1'54.967	* 27.768	30.872*	27.938*	28.389		341.7	14	7'07.667	29.416	31.638	28.331	29.124	
<b>4th</b>	<b>33</b>	<b>Brad BINDER</b>		KTM		RSA	15	1'53.534	27.907	30.332	27.294	28.001	342.8	
		Red Bull KTM Factory Racing					16	1'58.413	P 27.899	33.331	28.523	28.660	341.7	
		Runs=4	Total laps=20	Full laps=13	Valid laps=13		Run # 4	Front Tyre	Slick-Soft		Rear Tyre	Slick-Soft		
Run # 1	Front Tyre	Slick-Soft		Rear Tyre	Slick-Soft		3 Laps at start			New Tyre				
		New Tyre			New Tyre		17	5'37.391	28.988	31.160	28.149	28.548		
1	2'24.662	30.550	39.246	29.158	29.274		18	1'53.033	27.874	30.032	27.196	27.931	339.6	
2	1'56.480	28.759	31.397	27.918	28.406		348.3	19	1'53.695	P 27.748	30.235	27.292	28.420	340.6
3	1'55.503	28.368	31.248	27.590	28.297		340.6	<b>6th</b>	<b>10</b>	<b>Luca MARINI</b>		DUCATI	ITA	
4	1'54.921	28.088	31.039	27.521	28.273		347.2			Mooney VR46 Racing Team				
5	1'54.807	28.293	30.841	27.461	28.212		346.1			Runs=5	Total laps=26	Full laps=17	Valid laps=17	
6	2'04.037	28.179	30.879	36.525	28.454		349.5	Run # 1	Front Tyre	Slick-Hard		Rear Tyre	Slick-Medium	
7	2'02.048	P 28.235	30.828	32.045	30.940		345.0	4 Laps at start			New Tyre			
Run # 2	Front Tyre	Slick-Hard		Rear Tyre	Slick-Soft		1	2'14.487	30.177	33.682	29.670	30.639		
		7 Laps at start			7 Laps at start		2	1'58.148	29.540	31.672	28.157	28.779	343.9	
8	12'03.162	30.383	32.540	29.110	28.876		3	1'56.584	28.379	31.838	27.916	28.451	341.7	
9	1'55.657	28.468	31.037	27.911	28.241		340.6	4	1'57.115	28.858	31.287	27.927	29.043	346.1
10	2'00.232	32.091	31.539	28.090	28.512		340.6	5	1'57.717	28.194	32.481	28.350	28.692	343.9
11	1'55.862	28.544	30.966	27.958	28.394		339.6	6	1'55.955	28.431	31.167	27.737	28.620	341.7
12	2'03.713	P 28.631	33.436	31.785	29.861		342.8	7	1'56.928	P 28.275	31.068	27.867	29.718	339.6
Run # 3	Front Tyre	Slick-Soft		Rear Tyre	Slick-Soft		Run # 2	Front Tyre	Slick-Soft		Rear Tyre	Slick-Soft		
		New Tyre			New Tyre				New Tyre			New Tyre		
13	10'04.366	28.794	31.429	28.024	28.389		8	5'34.972	29.677	32.554	28.798	29.182		
14	1'53.899	27.922	30.548	27.408	28.021		340.6	9	1'56.161	28.517	31.215	28.059	28.370	338.5
15	1'54.680	27.949	30.410	28.052	28.269		340.6	10	1'54.982	28.165	30.835	27.632	28.350	339.6
16	2'02.212	P 28.735	32.727	30.592	30.158		338.5	11	1'55.932	28.111	30.735	28.627	28.459	339.6
Run # 4	Front Tyre	Slick-Soft		Rear Tyre	Slick-Soft		12	1'54.663	28.082	30.691	27.489	28.401	342.8	
		4 Laps at start			New Tyre		13	1'59.153	28.219	33.241	28.948	28.745	340.6	
17	5'10.618	27.916	30.719	27.641	27.935		14	1'55.356	28.367	30.783	27.883	28.323	346.1	
18	1'56.564	27.838	30.144	27.193	31.389		341.7	15	2'03.933	P 28.732	32.015	32.275	30.911	345.0
19	1'52.955	27.769	30.188	27.175	27.823		340.6	Run # 3	Front Tyre	Slick-Soft		Rear Tyre	Slick-Hard	
20	1'53.688	28.004	30.331	27.391	27.962		339.6	8 Laps at start			New Tyre			
<b>5th</b>	<b>41</b>	<b>Alex ESPARGARO</b>		APRILIA		SPA	16	6'18.000	29.323	32.110	28.131	28.606		
		Aprilia Racing					17	1'54.563	28.160	30.795	27.501	28.107	341.7	
		Runs=4	Total laps=19	Full laps=11	Valid laps=11		18	1'54.150	27.985	30.583	27.512	28.070	340.6	
Run # 1	Front Tyre	Slick-Hard		Rear Tyre	Slick-Medium		19	1'59.425	P 28.744	31.586	28.728	30.367	340.6	
		4 Laps at start			4 Laps at start		Run # 4	Front Tyre	Slick-Soft		Rear Tyre	Slick-Soft		
1	2'40.827	28.169	32.506	28.592	28.796				New Tyre			New Tyre		
2	1'56.253	28.668	31.105	28.017	28.463		341.7	20	3'08.919	31.999	31.875	28.220	28.547	
3	1'59.918	28.505	31.089	28.888	31.436		346.1	21	1'53.833	27.956	30.545	27.355	27.977	340.6
4	1'55.564	28.456	30.897	27.823	28.388		343.9	22	1'53.829	27.922	30.576	27.287	28.044	340.6
5	1'55.762	28.356	31.126	27.759	28.521		341.7	23	2'04.550	P 30.629	33.189	30.124	30.608	339.6
6	1'55.129	28.351	30.829	27.718	28.231		340.6	Run # 5	Front Tyre	Slick-Soft		Rear Tyre	Slick-Soft	
7	1'55.785	28.265	30.911	28.132	28.477		339.6	4 Laps at start			New Tyre			
8	2'03.943	P 31.298	32.540	29.132	30.973		339.6	24	3'04.538	29.349	31.389	28.097	28.336	
Run # 2	Front Tyre	Slick-Soft		Rear Tyre	Slick-Hard		25	1'53.371	27.817	30.432	27.174	27.948	342.8	
		New Tyre			New Tyre		26	1'53.094	27.759	30.360	27.176	27.799	342.8	
9	13'59.596	29.623	31.951	28.558	28.590									
10	1'55.434	28.509	30.842	27.827	28.256		339.6							
11	1'54.300	28.133	30.587	27.493	28.087		340.6							

**Fastest Lap:** Raul FERNANDEZ CryptoDATA RNF Mot SPA 1'52.843 27.835 30.313 26.972 27.723

These data/results cannot be reproduced, stored and/or transmitted in whole or in part by any manner of electronic, mechanical, photocopying, recording, broadcasting or otherwise now known or herein after developed without the previous express consent by the copyright owner, except for reproduction in daily press and regular printed publications on sale to the public within 60 days of the event related to those data/results and always provided that copyright symbol appears together as follows below.  
© DORNA, 2023



## Practice

## MotoGP

Lap	Lap Time	T1	T2	T3	T4	Speed	Lap	Lap Time	T1	T2	T3	T4	Speed
<b>7th</b>	<b>89</b>	<b>Jorge MARTIN</b>		DUCATI		SPA	<b>Run # 3</b>	Front Tyre	Slick-Soft	Rear Tyre	Slick-Soft		
		Prima Pramac Racing							New Tyre		New Tyre		
		Runs=5 Total laps=21 Full laps=12 Valid laps=11					13	9'26.373	29.791	31.573	27.865	28.045	
<b>Run # 1</b>	Front Tyre	Slick-Hard	Rear Tyre	Slick-Medium			14	<b>1'53.322</b>	27.913	30.548	27.152	<b>27.709</b>	<b>346.1</b>
		6 Laps at start		6 Laps at start			15	2'01.642 P	30.511	32.374	28.383	30.374 341.7	
1	2'39.350	29.594	32.357	28.770	29.147		<b>Run # 4</b>	Front Tyre	Slick-Soft	Rear Tyre	Slick-Soft		
2	<b>1'57.535</b>	28.944	31.517	28.326	28.748 346.1				3 Laps at start		New Tyre		
3	<b>2'00.375</b>	31.087	31.457	28.783	29.048 345.0		16	5'20.571	28.971	31.424	27.762	28.052	
4	1'57.776 P	28.813	31.304	28.283	29.376 <b>347.2</b>		17	1'53.022 *	<b>27.769</b>	<b>30.287</b>	<b>27.095</b>	27.871* 340.6	
<b>Run # 2</b>	Front Tyre	Slick-Medium	Rear Tyre	Slick-Medium			18	<b>1'53.202</b>	27.882	30.337	27.163	27.820 342.8	
		New Tyre		10 Laps at start			19	<b>2'12.041</b>	38.548	32.926	28.831	31.736 342.8	
5	6'06.945	29.775	32.208	28.810	28.709								
6	1'56.238 *	28.553	31.103	28.055	28.527* 341.7								
7	<b>2'01.171</b>	28.583	35.257	28.379	28.952 340.6								
8	1'58.956 P	28.744	32.312	28.943	28.957 340.6								
<b>Run # 3</b>	Front Tyre	Slick-Medium	Rear Tyre	Slick-Hard									
		4 Laps at start		New Tyre									
9	6'20.656	29.275	32.264	28.279	28.616								
10	<b>1'55.913</b>	28.444	31.238	27.923	28.308 339.6								
11	<b>1'55.560</b>	28.143	31.193	27.833	28.391 338.5								
12	<b>1'58.579</b>	28.407	31.047	29.221	29.904 343.9								
13	<b>1'55.242</b>	28.307	30.964	27.723	28.248 341.7								
14	2'05.771 P	28.180	32.224	34.109	31.258 340.6								
<b>Run # 4</b>	Front Tyre	Slick-Medium	Rear Tyre	Slick-Soft									
		New Tyre		New Tyre									
15	8'52.474	28.840	33.751	28.729	27.993								
16	<b>1'53.336</b>	27.773	<b>30.471</b>	<b>27.222</b>	27.870 343.9								
17	1'58.650 P	27.671	32.552	28.795	29.632 341.7								
<b>Run # 5</b>	Front Tyre	Slick-Soft	Rear Tyre	Slick-Soft									
		New Tyre		New Tyre									
18	5'50.215	27.154	30.991	28.040	28.706								
19	<b>1'53.337</b>	<b>27.644</b>	30.551	27.370	<b>27.772</b> 341.7								
20	<b>1'53.195</b>	27.648	30.503	27.258	27.786 343.9								
21	<b>2'21.668</b>	43.727	35.904	29.255	32.782 343.9								
<b>8th</b>	<b>1</b>	<b>Francesco BAGNAIA</b>		DUCATI		ITA	<b>Run # 4</b>	Front Tyre	Slick-Soft	Rear Tyre	Slick-Soft		
		Ducati Lenovo Team							New Tyre		New Tyre		
		Runs=4 Total laps=19 Full laps=12 Valid laps=11					15	5'54.005	31.559	31.650	27.747	28.251	
<b>Run # 1</b>	Front Tyre	Slick-Medium	Rear Tyre	Slick-Medium			16	<b>1'53.773</b>	28.013	30.504	27.192	28.064 340.6	
		New Tyre		New Tyre			17	1'55.974 P	27.996	30.629	27.653	29.696 339.6	
1	2'53.507	30.703	33.172	30.231	29.686								
2	<b>1'56.831</b>	28.952	31.684	28.007	28.188 339.6								
3	<b>1'54.899</b>	28.345	30.878	27.620	28.056 340.6								
4	<b>1'55.159</b>	28.313	30.997	27.710	28.139 342.8								
5	<b>1'59.690</b>	28.273	32.152	30.452	28.813 342.8								
6	<b>1'55.098</b>	28.277	30.935	27.603	28.283 341.7								
7	2'00.458 P	30.506	32.681	28.583	28.688 341.7								
<b>Run # 2</b>	Front Tyre	Slick-Medium	Rear Tyre	Slick-Hard									
		New Tyre		New Tyre									
8	14'41.865	30.102	32.409	28.490	28.532								
9	<b>1'54.860</b>	28.454	30.851	27.564	27.991 341.7								
10	<b>1'54.976</b>	28.286	30.866	27.609	28.215 345.0								
11	<b>1'58.071</b>	30.401	31.673	27.864	28.133 341.7								
12	1'56.001 P	28.423	30.839	27.547	29.192 339.6								
<b>10th</b>	<b>93</b>	<b>Marc MARQUEZ</b>		HONDA		SPA	<b>Run # 5</b>	Front Tyre	Slick-Soft	Rear Tyre	Slick-Soft		
		Repsol Honda Team							3 Laps at start		New Tyre		
		Runs=5 Total laps=20 Full laps=11 Valid laps=10					18	5'23.101	28.379	33.363	27.931	29.091	
<b>Run # 1</b>	Front Tyre	Slick-Soft	Rear Tyre	Slick-Medium			19	<b>1'53.289</b>	27.962	<b>30.307</b>	<b>27.063</b>	<b>27.957</b>	339.6
		New Tyre		New Tyre			20	<b>1'55.072</b>	<b>27.948</b>	30.400	27.232	29.492 339.6	
1	2'14.002	30.392	33.560	29.814	30.399		21	<b>1'58.810</b>	31.381	31.375	27.582	28.472 338.5	
2	<b>1'58.920</b>	30.018	31.946	28.020	28.936 327.2								
3	<b>1'55.536</b>	28.596	31.002	27.636	28.302 335.4								
4	<b>1'58.418</b>	28.618	31.026	29.815	28.959 <b>341.7</b>								

**Fastest Lap:** Raul FERNANDEZ CryptoDATA RNF Mot SPA **1'52.843** 27.835 30.313 26.972 27.723

These data/results cannot be reproduced, stored and/or transmitted in whole or in part by any manner of electronic, mechanical, photocopying, recording, broadcasting or otherwise now known or herein after developed without the previous express consent by the copyright owner, except for reproduction in daily press and regular printed publications on sale to the public within 60 days of the event related to those data/results and always provided that copyright symbol appears together as follows below.  
© DORNA, 2023



Practice

MotoGP

Lap	Lap Time	T1	T2	T3	T4	Speed
5	1'57.685	28.325	30.826	29.764	28.770	339.6
6	1'55.710 P	28.273	30.968	27.680	28.789	340.6
<b>Run # 2</b>	<b>Front Tyre</b>	<b>Slick-Medium</b>	<b>Rear Tyre</b>	<b>Slick-Medium</b>		
		<b>New Tyre</b>		<b>6 Laps at start</b>		
7	8'01.456	31.218	33.336	29.217	29.070	
8	1'57.837	28.850	31.575	28.527	28.885	336.4
9	2'00.580 P	28.413	34.491	28.548	29.128	337.5
<b>Run # 3</b>	<b>Front Tyre</b>	<b>Slick-Hard</b>	<b>Rear Tyre</b>	<b>Slick-Hard</b>		
		<b>New Tyre</b>		<b>New Tyre</b>		
10	8'01.310	29.491	32.300	28.610	28.654	
11	1'57.452	29.167	31.224	28.425	28.636	337.5
12	1'54.495	28.203	30.664	27.537	28.091	337.5
13	2'01.043 P	29.936	32.501	28.948	29.658	338.5
<b>Run # 4</b>	<b>Front Tyre</b>	<b>Slick-Soft</b>	<b>Rear Tyre</b>	<b>Slick-Soft</b>		
		<b>New Tyre</b>		<b>New Tyre</b>		
14	8'33.534	29.457	31.509	27.784	28.102	
15	1'53.323	27.929	30.462	27.193	27.739	340.6
16	2'00.671 P	30.143	31.948	28.569	30.011	340.6
<b>Run # 5</b>	<b>Front Tyre</b>	<b>Slick-Soft</b>	<b>Rear Tyre</b>	<b>Slick-Soft</b>		
		<b>3 Laps at start</b>		<b>New Tyre</b>		
17	5'21.509	28.895	31.416	27.697	28.070	
18	1'53.060 *	27.800	30.292	27.119	27.849*	340.6
19	1'53.352	27.884	30.346	27.276	27.846	340.6
20	2'12.857	40.608	33.456	29.403	29.390	341.7

Lap	Lap Time	T1	T2	T3	T4	Speed
<b>11th 43</b>	<b>Jack MILLER</b>					
	Red Bull KTM Factory Racing			KTM		AUS
	Runs=4	Total laps=18	Full laps=10	Valid laps=12		
<b>Run # 1</b>	<b>Front Tyre</b>	<b>Slick-Hard</b>	<b>Rear Tyre</b>	<b>Slick-Hard</b>		
		<b>New Tyre</b>		<b>New Tyre</b>		
1	2'16.711	30.067	33.766	29.114	28.976	
2	1'56.278	28.631	31.423	27.908	28.316	339.6
3	1'55.394	28.237	31.060	27.762	28.335	345.0
4	1'59.972	28.524	31.073	31.130	29.245	337.5
5	1'55.781	28.438	30.982	27.728	28.633	341.7
6	2'04.799	32.524	34.379	29.462	28.434	345.0
7	1'58.305	28.303	30.723	27.756	31.523	339.6
unfinished	28.326	30.816	27.727			336.4
<b>Run # 2</b>	<b>Front Tyre</b>	<b>Slick-Soft</b>	<b>Rear Tyre</b>	<b>Slick-Medium</b>		
		<b>New Tyre</b>		<b>New Tyre</b>		
8	2'01.011	30.139	32.530	29.284	29.058	
9	1'55.633	28.461	30.904	27.833	28.435	337.5
10	1'54.261	28.037	30.595	27.571	28.058	338.5
11	1'54.430	28.060	30.646	27.618	28.106	338.5
12	2'01.428 P	28.088	30.829	30.219	32.292	338.5
<b>Run # 3</b>	<b>Front Tyre</b>	<b>Slick-Soft</b>	<b>Rear Tyre</b>	<b>Slick-Soft</b>		
		<b>New Tyre</b>		<b>New Tyre</b>		
13	8'20.925	28.130	31.189	27.897	28.089	
14	1'53.337	27.910	30.356	27.217	27.854	339.6
15	2'01.133 P	27.920	30.473	32.789	29.951	337.5
<b>Run # 4</b>	<b>Front Tyre</b>	<b>Slick-Soft</b>	<b>Rear Tyre</b>	<b>Slick-Soft</b>		
		<b>3 Laps at start</b>		<b>New Tyre</b>		
16	6'40.643	28.734	31.863	28.276	28.118	
17	1'53.329 *	27.867	30.313	27.162	27.987*	340.6
18	3'32.128 P	27.841	1'26.706	1'03.286	34.295	341.7

Lap	Lap Time	T1	T2	T3	T4	Speed
<b>12th 73</b>	<b>Alex MARQUEZ</b>					
	Gresini Racing MotoGP			DUCATI		SPA
	Runs=5	Total laps=20	Full laps=11	Valid laps=9		
<b>Run # 1</b>	<b>Front Tyre</b>	<b>Slick-Medium</b>	<b>Rear Tyre</b>	<b>Slick-Soft</b>		
		<b>New Tyre</b>		<b>New Tyre</b>		
1	2'08.626	31.760	34.579	28.771	28.727	
2	1'55.551	28.729	31.211	27.541	28.070	339.6
3	1'57.071	28.280	30.863	28.858	29.070	339.6
4	1'54.416	28.249	30.750	27.422	27.995	339.6
5	1'59.187 P	28.370	31.054	27.812	31.951	339.6
<b>Run # 2</b>	<b>Front Tyre</b>	<b>Slick-Medium</b>	<b>Rear Tyre</b>	<b>Slick-Soft</b>		
		<b>5 Laps at start</b>		<b>5 Laps at start</b>		
6	8'19.990	30.589	33.401	28.997	28.809	
7	1'57.359	28.610	32.221	28.074	28.454	336.4
8	1'55.466	28.469	31.083	27.671	28.243	335.4
9	1'58.911	28.815	33.430	28.103	28.563	338.5
10	2'02.733 P	29.798	32.469	30.471	29.995	336.4
<b>Run # 3</b>	<b>Front Tyre</b>	<b>Slick-Medium</b>	<b>Rear Tyre</b>	<b>Slick-Soft</b>		
		<b>10 Laps at start</b>		<b>10 Laps at start</b>		
11	8'15.567	29.655	32.885	28.826	28.873	
12	1'56.337	28.661	31.323	27.961	28.392	336.4
13	1'56.108	28.520	31.288	27.867	28.433	336.4
14	2'01.965 P	30.160	32.346	28.545	30.914	335.4
<b>Run # 4</b>	<b>Front Tyre</b>	<b>Slick-Medium</b>	<b>Rear Tyre</b>	<b>Slick-Soft</b>		
		<b>New Tyre</b>		<b>New Tyre</b>		
15	6'46.657	31.617	35.073	28.287	28.484	
16	1'53.561	27.936	30.522	27.282	27.821	338.5
17	2'01.585 P	27.939	34.632	29.008	30.006	336.4
<b>Run # 5</b>	<b>Front Tyre</b>	<b>Slick-Medium</b>	<b>Rear Tyre</b>	<b>Slick-Soft</b>		
		<b>3 Laps at start</b>		<b>New Tyre</b>		
18	5'27.628	32.066	32.348	28.324	28.450	
19	1'53.357 *	27.818	30.321	27.034	28.184*	338.5
20	1'56.758 *	27.923	30.446*	28.550*	29.839	338.5

Lap	Lap Time	T1	T2	T3	T4	Speed
<b>13th 21</b>	<b>Franco MORBIDELLI</b>					
	Monster Energy Yamaha MotoGP			YAMAHA		ITA
	Runs=4	Total laps=18	Full laps=11	Valid laps=9		
<b>Run # 1</b>	<b>Front Tyre</b>	<b>Slick-Medium</b>	<b>Rear Tyre</b>	<b>Slick-Medium</b>		
		<b>New Tyre</b>		<b>New Tyre</b>		
1	2'35.463	31.633	33.097	29.549	29.062	
2	1'58.982	28.784	31.353	28.298	30.547	339.6
3	1'55.638	28.265	31.129	27.873	28.371	339.6
4	2'08.738	28.523	31.614	37.996	30.605	339.6
5	2'04.148	31.238	34.559	28.472	29.879	341.7
6	1'55.534	28.661	30.782	27.817	28.274	341.7
7	2'07.469 P	35.436	32.929	29.002	30.102	341.7
<b>Run # 2</b>	<b>Front Tyre</b>	<b>Slick-Soft</b>	<b>Rear Tyre</b>	<b>Slick-Soft</b>		
		<b>New Tyre</b>		<b>New Tyre</b>		
8	10'52.896	28.962	31.499	28.029	28.452	
9	1'54.917 *	28.250	30.856	27.575	28.236*	336.4
10	1'54.536	28.066	30.674	27.633	28.163	337.5
11	1'54.351	28.070	30.706	27.501	28.074	336.4
12	2'07.587 P	34.409	33.758	29.608	29.812	338.5

**Fastest Lap:** Raul FERNANDEZ CryptoDATA RNF Mot SPA 1'52.843 27.835 30.313 26.972 27.723

These data/results cannot be reproduced, stored and/or transmitted in whole or in part by any manner of electronic, mechanical, photocopying, recording, broadcasting or otherwise now known or herein after developed without the previous express consent by the copyright owner, except for reproduction in daily press and regular printed publications on sale to the public within 60 days of the event related to those data/results and always provided that copyright symbol appears together as follows below.  
© DORNA, 2023

Official MotoGP Timing by TISSOT  
www.motogp.com



Doha, Friday, November 17, 2023

## Practice

## MotoGP

Lap	Lap Time	T1	T2	T3	T4	Speed	Lap	Lap Time	T1	T2	T3	T4	Speed
Run # 3	Front Tyre	Slick-Soft	Rear Tyre	Slick-Soft			12	1'55.164	28.305	30.952	27.646	28.261	341.7
		New Tyre		New Tyre			13	2'00.615	28.318	30.980	32.327	28.990	341.7
13	9'40.433	29.351	31.512	27.874	28.114		14	1'55.050	28.250	30.976	27.539	28.285	341.7
14	1'53.564	27.978	30.394	27.327	27.865	340.6	15	1'54.895	28.153	30.925	27.619	28.198	342.8
15	1'59.145 P	27.919	30.414	27.469	33.343	338.5	16	2'00.204 P	31.231	31.549	27.890	29.534	343.9

**14th 44** **Pol ESPARGARO** KTM SPA  
 GASGAS Factory Racing Tech3  
 Runs=4 Total laps=14 Full laps=7 Valid laps=7

Run # 1	Front Tyre	Slick-Soft	Rear Tyre	Slick-Soft		
		New Tyre		New Tyre		
1	2'22.597	30.593	33.157	29.685	29.212	
2	1'57.325	28.711	31.707	28.368	28.539	343.9
3	1'54.567	28.095	30.740	27.571	28.161	342.8
4	1'59.391	31.283	31.584	28.025	28.499	346.1
5	2'01.362	32.681	31.789	28.242	28.650	346.1
6	1'57.491	28.225	31.348	28.945	28.973	342.8
7	1'55.739 P	28.323	30.975	27.909	28.532	342.8

Run # 2	Front Tyre	Slick-Soft	Rear Tyre	Slick-Soft		
		7 Laps at start		7 Laps at start		
8	16'04.138	31.449	33.096	28.444	28.570	
9	1'55.505	28.515	30.965	27.796	28.229	343.9
10	1'58.536 P	28.296	32.174	28.863	29.203	345.0

Run # 3	Front Tyre	Slick-Soft	Rear Tyre	Slick-Soft		
		New Tyre		New Tyre		
11	11'36.855	28.621	32.256	28.766	28.441	
12	1'53.696	27.929	30.420	27.372	27.975	343.9
13	2'03.695 P	28.072	37.329	28.718	29.576	342.8

Run # 4	Front Tyre	Slick-Soft	Rear Tyre	Slick-Soft		
		3 Laps at start		New Tyre		
14	5'45.042 unfinished	27.428	31.136	27.899	28.970	
		27.892	30.194	27.110		346.1

**15th 72** **Marco BEZZECCHI** DUCATI ITA  
 Mooney VR46 Racing Team  
 Runs=4 Total laps=23 Full laps=16 Valid laps=14

Run # 1	Front Tyre	Slick-Hard	Rear Tyre	Slick-Medium		
		4 Laps at start		New Tyre		
1	2'23.339	31.293	33.758	29.339	29.511	
2	1'57.397	28.978	31.758	28.071	28.590	348.3
3	1'55.330	28.342	31.100	27.492	28.396	347.2
4	1'55.983	28.256	31.766	27.600	28.361	346.1
5	1'57.596	28.436	31.148	27.754	30.258	346.1
6	1'55.853	28.523	31.171	27.684	28.475	347.2
7	2'04.689 P	28.504	36.469	30.373	29.343	341.7

Run # 2	Front Tyre	Slick-Soft	Rear Tyre	Slick-Soft		
		New Tyre		New Tyre		
8	11'46.289	30.846	37.009	30.458	29.232	
9	1'58.852 *	29.097	32.639	28.313	28.803*	341.7
10	1'56.319	28.401	31.287	28.029	28.602	341.7
11	1'55.094	28.183	31.007	27.549	28.355	340.6

Run # 3	Front Tyre	Slick-Soft	Rear Tyre	Slick-Soft		
		New Tyre		New Tyre		
17	7'10.394	29.779	32.948	28.006	28.495	
18	1'53.704	27.945	30.538	27.288	27.933	342.8
19	1'57.409 P	28.023	32.434	28.192	28.760	342.8

**16th 5** **Johann ZARCO** DUCATI FRA  
 Prima Pramac Racing  
 Runs=4 Total laps=16 Full laps=9 Valid laps=10

Run # 1	Front Tyre	Slick-Hard	Rear Tyre	Slick-Medium		
		3 Laps at start		New Tyre		
1	2'35.776	30.433	32.510	28.606	28.737	
2	2'02.906	28.749	31.481			345.0
3	1'55.470	28.215	31.064	27.842	28.349	345.0
4	1'55.517	28.352	30.976	27.823	28.366	345.0
5	2'00.004	28.276	35.186	28.048	28.494	342.8
6	1'55.566	28.305	30.998	27.719	28.544	343.9
7	2'26.593 P	48.456	34.009	32.079	32.049	345.0

Run # 2	Front Tyre	Slick-Medium	Rear Tyre	Slick-Soft		
		New Tyre		New Tyre		
8	10'26.046 unfinished	29.525	32.260	28.265	28.225	
		28.175	30.671	27.624		340.6

Run # 3	Front Tyre	Slick-Medium	Rear Tyre	Slick-Soft		
		New Tyre		New Tyre		
9	1'58.080	29.059	31.958	28.430	28.633	
10	1'59.636	28.177	33.805	28.751	28.903	340.6
11	1'55.187	28.191	31.109	27.586	28.301	339.6
12	2'00.583 P	28.284	30.996	30.832	30.471	338.5

Run # 4	Front Tyre	Slick-Soft	Rear Tyre	Slick-Soft		
		New Tyre		New Tyre		
13	9'39.706	27.902	31.317	28.717	28.149	
14	1'53.682 *	27.837	30.336	27.356	28.153*	345.0
15	1'53.778	27.861	30.557	27.375	27.985	345.0
16	2'16.981 P	27.963	46.937	30.298	31.783	343.9

**17th 36** **Joan MIR** HONDA SPA  
 Repsol Honda Team  
 Runs=4 Total laps=16 Full laps=9 Valid laps=8

Run # 1	Front Tyre	Slick-Soft	Rear Tyre	Slick-Medium		
		New Tyre		New Tyre		
1	2'23.078	30.844	33.474	30.515	29.610	
2	1'57.764	29.109	31.788	28.280	28.587	346.1
3	1'58.662	28.611	33.303	28.175	28.573	339.6
4	1'55.817	28.586	31.095	27.914	28.222	341.7
5	1'55.416	28.355	30.993	27.849	28.219	343.9

**Fastest Lap:** Raul FERNANDEZ CryptoDATA RNF Mot SPA 1'52.843 27.835 30.313 26.972 27.723

These data/results cannot be reproduced, stored and/or transmitted in whole or in part by any manner of electronic, mechanical, photocopying, recording, broadcasting or otherwise now known or herein after developed without the previous express consent by the copyright owner, except for reproduction in daily press and regular printed publications on sale to the public within 60 days of the event related to those data/results and always provided that copyright symbol appears together as follows below.  
 © DORNA, 2023



# Practice

# MotoGP

Lap	Lap Time	T1	T2	T3	T4	Speed
6	2'04.409 P	28.392	35.090	30.514	30.413	345.0
<b>Run # 2</b>	<b>Front Tyre</b>	<b>Slick-Soft</b>	<b>Rear Tyre</b>	<b>Slick-Medium</b>		
6 Laps at start			6 Laps at start			
7	8'40.207	29.147	31.810	28.299	28.813	
8	<b>1'56.961</b>	28.935	31.373	28.065	28.588	337.5
9	<b>1'56.502</b>	28.587	31.380	28.012	28.523	338.5
10	2'05.689 P	28.608	35.443	30.066	31.572	340.6
<b>Run # 3</b>	<b>Front Tyre</b>	<b>Slick-Soft</b>	<b>Rear Tyre</b>	<b>Slick-Soft</b>		
New Tyre			New Tyre			
11	15'57.847	31.051	32.135	28.509	28.787	
12	1'56.723 P	28.622	31.001	28.119	28.981	337.5
<b>Run # 4</b>	<b>Front Tyre</b>	<b>Slick-Soft</b>	<b>Rear Tyre</b>	<b>Slick-Soft</b>		
2 Laps at start			New Tyre			
13	10'54.786	28.608	31.519	27.701	28.176	
14	1'53.733 *	28.146	30.467	27.307	27.813*	345.0
15	1'53.921	27.956	30.567	27.504	27.894	343.9
16	<b>2'10.759</b>	38.770	32.049	28.611	31.329	342.8

**18th 23 Enea BASTIANINI** DUCATI ITA  
 Ducati Lenovo Team  
 Runs=4 Total laps=22 Full laps=15 Valid laps=14

Run #	Front Tyre	Slick-Medium	Rear Tyre	Slick-Medium	Speed	
<b>Run # 1</b>	<b>Front Tyre</b>	<b>Slick-Medium</b>	<b>Rear Tyre</b>	<b>Slick-Medium</b>		
New Tyre		New Tyre				
1	2'38.545	32.839	33.636	28.915	29.219	
2	<b>1'56.536</b>	28.913	31.275	27.925	28.423	341.7
3	<b>2'05.158</b>	33.005	32.312	29.506	30.335	345.0
4	<b>1'55.610</b>	28.561	30.983	27.658	28.408	342.8
5	<b>2'06.536</b>	34.363	33.093	29.711	29.369	342.8
6	<b>1'55.309</b>	28.378	30.914	27.765	28.252	342.8
7	2'01.494 P	30.357	32.193	28.357	30.587	342.8
<b>Run # 2</b>	<b>Front Tyre</b>	<b>Slick-Medium</b>	<b>Rear Tyre</b>	<b>Slick-Medium</b>		
7 Laps at start		7 Laps at start				
8	10'11.997	29.773	33.486	28.263	29.348	
9	<b>1'57.391</b>	28.715	31.339	28.022	29.315	341.7
10	<b>1'59.562</b>	28.460	34.039	28.328	28.735	340.6
11	<b>2'01.205</b>	28.449	31.145	28.199	33.412	340.6
12	<b>1'56.132</b>	28.562	31.167	28.028	28.375	342.8
13	<b>1'59.534</b>	28.378	31.036	30.193	29.927	342.8
14	1'59.214 P	29.481	31.264	28.659	29.810	342.8
<b>Run # 3</b>	<b>Front Tyre</b>	<b>Slick-Soft</b>	<b>Rear Tyre</b>	<b>Slick-Soft</b>		
New Tyre		New Tyre				
15	7'39.340	29.471	31.505	27.954	28.412	
16	<b>1'54.252</b>	28.121	30.689	27.592	27.850	341.7
17	<b>1'54.033</b>	27.945	30.557	27.516	28.015	342.8
18	1'59.483 P	29.114	31.933	28.366	30.070	342.8
<b>Run # 4</b>	<b>Front Tyre</b>	<b>Slick-Soft</b>	<b>Rear Tyre</b>	<b>Slick-Soft</b>		
4 Laps at start		New Tyre				
19	5'35.359	28.899	31.493	27.842	28.079	
20	1'53.118 *	27.805	30.252	27.312	27.749*	346.1
21	<b>1'57.675</b>	27.834	30.758	30.954	28.129	345.0
22	1'53.937	27.906	30.526	27.485	28.020	345.0

**19th 88 Miguel OLIVEIRA** APRILIA POR  
 CryptoDATA RNF MotoGP Team  
 Runs=4 Total laps=20 Full laps=13 Valid laps=11

Run #	Front Tyre	Slick-Hard	Rear Tyre	Slick-Hard	Speed	
<b>Run # 1</b>	<b>Front Tyre</b>	<b>Slick-Hard</b>	<b>Rear Tyre</b>	<b>Slick-Hard</b>		
New Tyre		New Tyre				
1	2'33.021	30.535	33.420	29.245	29.258	
2	<b>1'57.181</b>	28.846	31.683	28.167	28.485	340.6
3	<b>1'55.463</b>	28.341	30.987	27.897	28.238	341.7
4	<b>2'02.494</b>	34.368	31.441	28.104	28.581	341.7
5	<b>1'54.988</b>	28.314	30.856	27.671	28.147	340.6
6	<b>2'03.078</b>	28.414	33.805	32.199	28.660	341.7
7	<b>1'55.418</b>	28.316	30.967	27.865	28.270	345.0
8	1'58.812 P	28.561	31.505	28.152	30.594	343.9
<b>Run # 2</b>	<b>Front Tyre</b>	<b>Slick-Soft</b>	<b>Rear Tyre</b>	<b>Slick-Soft</b>		
New Tyre		New Tyre				
9	8'59.664	30.609	34.139	28.577	28.462	
10	1'54.005	28.124	30.566	27.292	28.023	345.0
11	<b>1'58.119</b>	28.027	32.863	28.720	28.509	345.0
12	<b>1'54.570</b>	28.263	30.704	27.493	28.110	341.7
13	2'01.994 P	30.698	32.139	28.740	30.417	341.7
<b>Run # 3</b>	<b>Front Tyre</b>	<b>Slick-Soft</b>	<b>Rear Tyre</b>	<b>Slick-Soft</b>		
New Tyre		New Tyre				
14	11'05.475	29.780	31.871	28.265	28.621	
15	<b>1'54.173</b>	28.045	30.647	27.369	28.112	341.7
16	2'02.582 P	30.835	34.282	28.388	29.077	342.8
<b>Run # 4</b>	<b>Front Tyre</b>	<b>Slick-Soft</b>	<b>Rear Tyre</b>	<b>Slick-Soft</b>		
3 Laps at start		New Tyre				
17	6'10.593	29.523	31.583	27.995	28.577	
18	<b>1'57.059</b>	27.984	30.571	29.984	28.520	340.6
19	1'53.971 *	28.023	30.516	27.383	28.049*	343.9
20	2'02.152 *	28.133	36.008*	29.165*	28.846	342.8

**20th 27 Iker LECUONA** HONDA SPA  
 LCR Honda CASTROL  
 Runs=5 Total laps=22 Full laps=13 Valid laps=11

Run #	Front Tyre	Slick-Soft	Rear Tyre	Slick-Soft	Speed	
<b>Run # 1</b>	<b>Front Tyre</b>	<b>Slick-Soft</b>	<b>Rear Tyre</b>	<b>Slick-Soft</b>		
New Tyre		New Tyre				
1	2'16.670	30.202	33.711	29.147	29.208	
2	<b>1'56.747</b>	28.912	31.372	27.962	28.501	338.5
3	<b>1'55.978</b>	28.613	31.170	27.801	28.394	343.9
4	<b>1'56.194</b>	28.554	31.084	28.065	28.491	343.9
5	<b>1'59.237</b>	28.636	32.523	29.357	28.721	336.4
6	1'58.611 P	28.527	31.817	28.346	29.921	343.9
<b>Run # 2</b>	<b>Front Tyre</b>	<b>Slick-Soft</b>	<b>Rear Tyre</b>	<b>Slick-Soft</b>		
6 Laps at start		6 Laps at start				
7	7'54.250	30.745	33.857	29.070	29.428	
8	<b>1'57.928</b>	29.129	31.353	28.601	28.845	332.3
9	<b>1'57.535</b>	28.853	31.317	28.486	28.879	332.3
10	<b>1'57.628</b>	28.908	31.402	28.432	28.886	331.2
11	2'01.094 P	28.971	33.297	28.878	29.948	331.2
<b>Run # 3</b>	<b>Front Tyre</b>	<b>Slick-Medium</b>	<b>Rear Tyre</b>	<b>Slick-Soft</b>		
New Tyre		11 Laps at start				
12	4'14.973	29.370	32.366	28.855	29.210	
13	<b>2'02.513</b>	32.766	31.931	28.607	29.209	336.4
14	2'01.712 P	29.312	31.862	28.998	31.540	334.3
<b>Run # 4</b>	<b>Front Tyre</b>	<b>Slick-Soft</b>	<b>Rear Tyre</b>	<b>Slick-Soft</b>		
New Tyre		New Tyre				
15	7'33.148	30.491	31.808	28.544	28.763	

**Fastest Lap:** Raul FERNANDEZ CryptoDATA RNF Mot SPA **1'52.843** 27.835 30.313 26.972 27.723

These data/results cannot be reproduced, stored and/or transmitted in whole or in part by any manner of electronic, mechanical, photocopying, recording, broadcasting or otherwise now known or herein after developed without the previous express consent by the copyright owner, except for reproduction in daily press and regular printed publications on sale to the public within 60 days of the event related to those data/results and always provided that copyright symbol appears together as follows below.  
 © DORNA, 2023





## Practice

## MotoGP

Lap	Lap Time	T1	T2	T3	T4	Speed	Lap	Lap Time	T1	T2	T3	T4	Speed			
16	1'55.083	28.279	30.740	27.839	28.225	335.4	8	1'58.270	29.425	31.653	28.401	28.791	332.3			
17	1'59.984	28.351	30.743	28.043	32.847	334.3	9	1'56.648	28.726	31.253	28.191	28.478	334.3			
18	2'00.340 P	30.830	31.466	28.297	29.747	343.9	10	2'03.487	31.144	34.723	28.905	28.715	333.3			
<b>Run # 5</b>		<b>Front Tyre Slick-Soft</b>		<b>Rear Tyre Slick-Soft</b>			<b>Run # 11</b>		<b>Front Tyre Slick-Soft</b>		<b>Rear Tyre Slick-Soft</b>					
		4 Laps at start		New Tyre					14 Laps at start		12 Laps at start					
19	4'42.173	29.952	31.624	27.935	28.608		11	2'00.026 *	28.542	33.109	29.481	28.894*	335.4			
20	1'54.254	28.045	30.540	27.479	28.190	341.7	12	2'04.410 P	30.007	33.325	29.540	31.538	335.4			
21	1'57.555 *	28.355	33.191	27.675	28.334*	335.4	<b>Run # 3</b>						<b>Front Tyre Slick-Medium</b>		<b>Rear Tyre Slick-Soft</b>	
22	1'58.029 *	28.540	31.704*	28.968*	28.817	338.5			14 Laps at start		12 Laps at start					

## 21st 20 Fabio QUARTARARO

YAMAHA FRA  
Monster Energy Yamaha MotoGP

Runs=4 Total laps=20 Full laps=12 Valid laps=10

Run #	Front Tyre	Slick-Soft	Rear Tyre	Slick-Medium	Speed	
<b>Run # 1</b>		<b>Front Tyre Slick-Soft</b>		<b>Rear Tyre Slick-Medium</b>		
		New Tyre		New Tyre		
1	3'24.446	31.423	37.248	29.116	28.986	
2	1'57.346	28.776	31.442	28.615	28.513	339.6
3	1'54.821	28.281	30.836	27.612	28.092	339.6
4	1'54.775	28.319	30.766	27.610	28.080	339.6
5	1'54.620	28.182	30.689	27.622	28.127	340.6
6	1'54.640	28.163	30.746	27.656	28.075	339.6
7	2'03.512 P	29.130	32.789	29.377	32.216	340.6

Run #	Front Tyre	Slick-Soft	Rear Tyre	Slick-Soft	Speed	
<b>Run # 2</b>		<b>Front Tyre Slick-Soft</b>		<b>Rear Tyre Slick-Soft</b>		
		7 Laps at start		New Tyre		
8	10'57.895	30.742	32.547	28.736	28.586	
9	1'54.548 *	28.173	30.729	27.557	28.089*	340.6
10	1'59.357	29.578	33.340	28.122	28.317	342.8
11	1'54.260	28.202	30.672	27.438	27.948	342.8
12	1'54.353	28.117	30.717	27.498	28.021	342.8
13	1'58.252 P	28.249	30.694	29.441	29.868	341.7

Run #	Front Tyre	Slick-Medium	Rear Tyre	Slick-Soft	Speed	
<b>Run # 3</b>		<b>Front Tyre Slick-Medium</b>		<b>Rear Tyre Slick-Soft</b>		
		New Tyre		New Tyre		
14	10'01.534	30.031	34.522	30.049	28.866	
15	1'54.818	28.020	30.546	27.325	28.927	347.2
16	2'00.596	31.312	31.287	28.278	29.719	342.8
17	1'57.179 P	29.829	30.914	27.477	28.959	341.7

Run #	Front Tyre	Slick-Soft	Rear Tyre	Slick-Soft	Speed	
<b>Run # 4</b>		<b>Front Tyre Slick-Soft</b>		<b>Rear Tyre Slick-Soft</b>		
		New Tyre		New Tyre		
18	4'50.511	30.255	31.974	28.024	28.310	
19	1'53.291 *	27.991	30.237	27.256	27.807*	341.7
20	2'00.325 P	27.747	30.503*	29.703*	32.372	341.7

## 22nd 30 Takaaki NAKAGAMI

HONDA JPN  
LCR Honda IDEMITSU

Runs=5 Total laps=22 Full laps=13 Valid laps=10

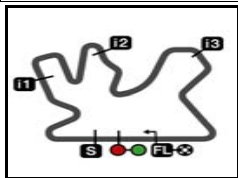
Run #	Front Tyre	Slick-Medium	Rear Tyre	Slick-Soft	Speed	
<b>Run # 1</b>		<b>Front Tyre Slick-Medium</b>		<b>Rear Tyre Slick-Soft</b>		
		2 Laps at start		New Tyre		
1	2'17.321	31.371	34.228	29.296	29.190	
2	1'57.545	29.082	31.558	28.289	28.616	340.6
3	1'55.765	28.620	31.004	27.742	28.399	338.5
4	1'59.957	28.348	35.163	28.095	28.351	338.5
5	1'55.687	28.264	31.183	27.905	28.335	340.6
6	2'04.621 P	31.566	33.430	29.672	29.953	338.5

Run #	Front Tyre	Slick-Medium	Rear Tyre	Slick-Soft	Speed
<b>Run # 2</b>		<b>Front Tyre Slick-Medium</b>		<b>Rear Tyre Slick-Soft</b>	
		8 Laps at start		6 Laps at start	
7	7'53.470	31.965	33.595	29.925	29.184

**Fastest Lap:** Raul FERNANDEZ CryptoDATA RNF Mot SPA 1'52.843 27.835 30.313 26.972 27.723

These data/results cannot be reproduced, stored and/or transmitted in whole or in part by any manner of electronic, mechanical, photocopying, recording, broadcasting or otherwise now known or herein after developed without the previous express consent by the copyright owner, except for reproduction in daily press and regular printed publications on sale to the public within 60 days of the event related to those data/results and always provided that copyright symbol appears together as follows below.  
© DORNA, 2023





5380 m.

# QATAR AIRWAYS GRAND PRIX OF QATAR

## Practice

### Best Partial Times

# MotoGP™

*IT* Ideal Lap Time, sum of the best partial times

*BT* Best Lap Time

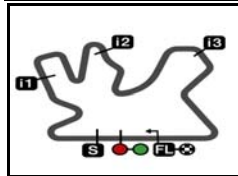
T1		T2		T3		T4				IT		BT	
Pos	Rider	Time	Rider	Time	Rider	Time	Rider	Time	Pos	Rider	IT	BT	
1	M.VIÑALES	27.614	A.ESPARGARO	30.032	M.VIÑALES	26.958	F.DI GIANNANTO	27.641	1	M.VIÑALES	1'52.693	1'52.936	(3)
2	J.MARTIN	27.644	B.BINDER	30.144	R.FERNANDEZ	26.972	F.BAGNAIA	27.709	2	F.DI GIANNAN	1'52.750	1'52.892	(2)
3	F.QUARTARARO	27.747	M.VIÑALES	30.185	A.MARQUEZ	27.034	R.FERNANDEZ	27.723	3	R.FERNANDEZ	1'52.843	1'52.843	(1)
4	A.ESPARGARO	27.748	P.ESPARGARO	30.194	A.FERNANDEZ	27.063	M.MARQUEZ	27.739	4	F.BAGNAIA	1'52.860	1'53.202	(8)
5	L.MARINI	27.759	F.DI GIANNANTO	30.235	F.BAGNAIA	27.095	J.MARTIN	27.772	5	A.ESPARGAR	1'52.907	1'53.033	(5)
6	F.BAGNAIA	27.769	F.QUARTARARO	30.237	F.DI GIANNANTO	27.102	L.MARINI	27.799	6	B.BINDER	1'52.911	1'52.955	(4)
7	B.BINDER	27.769	E.BASTIANINI	30.252	P.ESPARGARO	27.110	A.MARQUEZ	27.821	7	M.MARQUEZ	1'52.950	1'53.323	(10)
8	F.DI GIANNANTO	27.772	F.BAGNAIA	30.287	M.MARQUEZ	27.119	B.BINDER	27.823	8	A.MARQUEZ	1'52.994	1'53.561	(12)
9	M.MARQUEZ	27.800	M.MARQUEZ	30.292	M.BEZZECCHI	27.132	E.BASTIANINI	27.850	9	L.MARINI	1'53.092	1'53.094	(6)
10	E.BASTIANINI	27.805	F.MORBIDELLI	30.293	J.MILLER	27.162	J.MILLER	27.854	10	J.MARTIN	1'53.109	1'53.195	(7)
11	A.MARQUEZ	27.818	A.FERNANDEZ	30.307	L.MARINI	27.174	F.MORBIDELLI	27.865	11	J.MILLER	1'53.170	1'53.337	(11)
12	F.MORBIDELLI	27.821	R.FERNANDEZ	30.313	B.BINDER	27.175	J.MIR	27.894	12	P.ESPARGAR	1'53.171	1'53.696	(14)
13	R.FERNANDEZ	27.835	J.MILLER	30.313	A.ESPARGARO	27.196	T.NAKAGAMI	27.929	13	F.QUARTARAR	1'53.188	1'54.260	(21)
14	J.ZARCO	27.837	A.MARQUEZ	30.321	J.MARTIN	27.222	A.ESPARGARO	27.931	14	E.BASTIANINI	1'53.219	1'53.937	(18)
15	J.MILLER	27.841	J.ZARCO	30.336	F.QUARTARARO	27.256	M.BEZZECCHI	27.933	15	A.FERNANDEZ	1'53.275	1'53.289	(9)
16	P.ESPARGARO	27.892	L.MARINI	30.360	M.OLIVEIRA	27.292	M.VIÑALES	27.936	16	F.MORBIDELLI	1'53.301	1'53.564	(13)
17	M.BEZZECCHI	27.892	M.BEZZECCHI	30.379	J.MIR	27.307	F.QUARTARARO	27.948	17	M.BEZZECCHI	1'53.336	1'53.704	(15)
18	A.FERNANDEZ	27.948	J.MIR	30.467	E.BASTIANINI	27.312	A.FERNANDEZ	27.957	18	J.ZARCO	1'53.514	1'53.778	(16)
19	J.MIR	27.956	J.MARTIN	30.471	F.MORBIDELLI	27.322	P.ESPARGARO	27.975	19	J.MIR	1'53.624	1'53.921	(17)
20	T.NAKAGAMI	27.963	M.OLIVEIRA	30.516	J.ZARCO	27.356	J.ZARCO	27.985	20	M.OLIVEIRA	1'53.815	1'54.005	(19)
21	M.OLIVEIRA	27.984	I.LECUONA	30.540	I.LECUONA	27.479	M.OLIVEIRA	28.023	21	I.LECUONA	1'54.254	1'54.254	(20)
22	I.LECUONA	28.045	T.NAKAGAMI	30.765	T.NAKAGAMI	27.617	I.LECUONA	28.190	22	T.NAKAGAMI	1'54.274	1'54.441	(22)

These data/results cannot be reproduced, stored and/or transmitted in whole or in part by any manner of electronic, mechanical, photocopying, recording, broadcasting or otherwise now known or herein after developed without the previous express consent by the copyright owner, except for reproduction in daily press and regular printed publications on sale to the public within 60 days of the event related to those data/results and always provided that copyright symbol appears together as follows below.

© DORNA, 2023

Official MotoGP Timing by TISSOT  
www.motogp.com





5380 m.

**QATAR AIRWAYS GRAND PRIX OF QATAR****Practice****Fastest Laps Sequence**

<i>Practice Time</i>	 <i>Rider</i>	<i>Nation</i>	<i>Motorcycle</i>	<i>Time</i>	<i>Km/h</i>	<i>Rider's Lap</i>
<b>4'02.526</b>	49 <b>Fabio DI GIANNANTONI</b>	ITA	DUCATI	<b>1'55.338</b>	167.9	2
<b>4'51.181</b>	25 <b>Raul FERNANDEZ</b>	SPA	APRILIA	<b>1'55.093</b>	168.2	2
<b>6'14.489</b>	44 <b>Poi ESPARGARO</b>	SPA	KTM	<b>1'54.567</b>	169.0	3
<b>6'45.490</b>	25 <b>Raul FERNANDEZ</b>	SPA	APRILIA	<b>1'54.309</b>	169.4	3
<b>12'19.170</b>	12 <b>Maverick VIÑALES</b>	SPA	APRILIA	<b>1'54.148</b>	169.6	6
<b>27'14.124</b>	88 <b>Miguel OLIVEIRA</b>	POR	APRILIA	<b>1'54.005</b>	169.8	10
<b>32'39.219</b>	12 <b>Maverick VIÑALES</b>	SPA	APRILIA	<b>1'53.340</b>	170.8	12
<b>41'44.528</b>	49 <b>Fabio DI GIANNANTONI</b>	ITA	DUCATI	<b>1'52.892</b>	171.5	13
<b>47'49.533</b>	25 <b>Raul FERNANDEZ</b>	SPA	APRILIA	<b>1'52.843</b>	171.6	17

These data/results cannot be reproduced, stored and/or transmitted in whole or in part by any manner of electronic, mechanical, photocopying, recording, broadcasting or otherwise now known or herein after developed without the previous express consent by the copyright owner, except for reproduction in daily press and regular printed publications on sale to the public within 60 days of the event related to those data/results and always provided that copyright symbol appears together as follows below.

© DORNA, 2023

Official MotoGP Timing by **TISSOT**  
www.motogp.com

Doha, Friday, November 17, 2023

