


5380 m.

QATAR AIRWAYS GRAND PRIX OF QATAR

Race

Classification after 22 laps = 118.36 km

29

Pos		Rider	Nation	Team	Motorcycle	Total Time	Km/h	Gap
1	25	49 Fabio DI GIANNANTONIO	ITA	Gresini Racing MotoGP	DUCATI	41'43.654	170.1	
2	20	1 Francesco BAGNAIA	ITA	Ducati Lenovo Team	DUCATI	41'46.388	170.0	2.734
3	16	10 Luca MARINI	ITA	Mooney VR46 Racing Team	DUCATI	41'48.062	169.8	4.408
4	13	12 Maverick VIÑALES	SPA	Aprilia Racing	APRILIA	41'48.142	169.8	4.488
5	11	33 Brad BINDER	RSA	Red Bull KTM Factory Racing	KTM	41'50.900	169.6	7.246
6	10	73 Alex MARQUEZ	SPA	Gresini Racing MotoGP	DUCATI	41'51.274	169.6	7.620
7	9	20 Fabio QUARTARARO	FRA	Monster Energy Yamaha MotoGP	YAMAHA	41'51.482	169.6	7.828
8	8	23 Enea BASTIANINI	ITA	Ducati Lenovo Team	DUCATI	41'51.893	169.6	8.239
9	7	43 Jack MILLER	AUS	Red Bull KTM Factory Racing	KTM	41'55.163	169.4	11.509
10	6	89 Jorge MARTIN	SPA	Prima Pramac Racing	DUCATI	41'58.473	169.1	14.819
11	5	93 Marc MARQUEZ	SPA	Repsol Honda Team	HONDA	41'58.618	169.1	14.964
12	4	5 Johann ZARCO	FRA	Prima Pramac Racing	DUCATI	42'01.085	169.0	17.431
13	3	72 Marco BEZZECCHI	ITA	Mooney VR46 Racing Team	DUCATI	42'01.461	168.9	17.807
14	2	36 Joan MIR	SPA	Repsol Honda Team	HONDA	42'02.327	168.9	18.673
15	1	37 Augusto FERNANDEZ	SPA	GASGAS Factory Racing Tech3	KTM	42'05.109	168.7	21.455
16		21 Franco MORBIDELLI	ITA	Monster Energy Yamaha MotoGP	YAMAHA	42'05.128	168.7	21.474
17		25 Raul FERNANDEZ	SPA	CryptoDATA RNF MotoGP Team	APRILIA	42'05.796	168.6	22.142
18		44 Pol ESPARGARO	SPA	GASGAS Factory Racing Tech3	KTM	42'10.848	168.3	27.194
19		30 Takaaki NAKAGAMI	JPN	LCR Honda IDEMITSU	HONDA	42'11.394	168.3	27.740
Not classified								
		41 Aleix ESPARGARO	SPA	Aprilia Racing	APRILIA	11'38.554	166.3	16 laps
Not finished first lap								
		27 Iker LECUONA	SPA	LCR Honda CASTROL	HONDA			

Race condition: **Dry**Air: **26°**Humidity: **59%**Ground: **28°**

Pole Position:

Fastest Lap (New record):

Best Race Lap:

All Time Lap Record:

		Luca MARINI	1'51.762	173.2 Km/h
Lap 22		Enea BASTIANINI	1'52.978	171.4 Km/h
2022		Enea BASTIANINI	1'54.338	169.3 Km/h
2023		Luca MARINI	1'51.762	173.2 Km/h

19:35'00

20:00'02

20:02'45

20:03'42

20:04'36 Iker LECUONA

20:14'23 Aleix ESPARGARO

SIGHTING LAP START**WARM UP LAP START****RACE START****No jump starts**

stopped with technical issue

entered pits and retired

The results are provisional until the end of the limit for protest and appeals.

Time limit for protest expires 60' after publication of the results - Time:

These data/results cannot be reproduced, stored and/or transmitted in whole or in part by any manner of electronic, mechanical, photocopying, recording, broadcasting or otherwise now known or herein after developed without the previous express consent by the copyright owner, except for reproduction in daily press and regular printed publications on sale to the public within 60 days of the event related to those data/results and always provided that copyright symbol appears together as follows below.

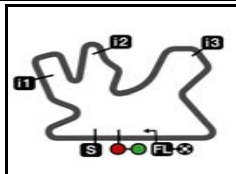
© DORNA, 2023

Official MotoGP Timing by TISSOT

www.motogp.com

Doha, Sunday, November 19, 2023





5380 m.

QATAR AIRWAYS GRAND PRIX OF QATAR

MotoGP™

World Championship Classification

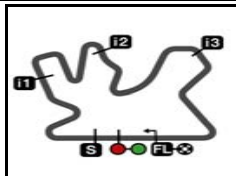
30

Rider	Points	Leader	Prev	POR	ARG	AME	SPA	FRA	ITA	GER	NED	GBR	AUT	CAT	RSM	IND	JPN	INA	AUS	THA	MAL	QAT	VAL
1 BAGNAIA Francesco [ITA]	437			37 12 25	4 4 0	12 12 -	34 9 25	7 7 -	37 12 25	29 9 20	34 9 25	20 0 20	37 12 25	9 9 -	23 7 16	9 9 -	27 7 20	27 2 25	20 - 20	23 3 20	23 7 16	25 5 20	
2 MARTIN Jorge [SPA]	416	21	21	9 9 -	13 2 11	7 7 -	19 6 13	32 12 20	27 7 20	37 12 25	15 4 11	14 4 10	16 7 9	21 5 16	37 12 25	32 12 20	37 12 25	12 12 -	11 - 11	37 12 25	22 9 13	18 12 6	
3 BEZZECCHI Marco [ITA]	326	111	90	16 - 16	34 9 25	14 4 10	1 1 -	28 3 25	17 9 8	16 3 13	32 12 20	9 9 -	16 - 16	6 2 4	29 9 20	30 5 25	17 4 13	18 7 11	10 - 10	17 4 13	13 3 10	3 0 3	
4 BINDER Brad [RSA]	268	169	58	10 0 10	12 12 0	8 5 3	32 12 20	19 9 10	11 0 11	4 4 -	18 5 13	17 1 16	29 9 20	6 6 -	7 5 2	19 6 13	9 9 -	10 0 10	13 - 13	25 9 16	5 5 -	14 3 11	
5 ZARCO Johann [FRA]	204	233	64	15 2 13	20 0 20	9 0 9	2 2 -	20 4 16	22 6 16	21 5 16	0 0 -	13 6 7	3 - 3	16 3 13	6 0 6	10 - 10	5 5 -	0 0 -	25 - 25	7 1 6	6 2 4	4 0 4	
6 ESPARGARO Aleix [SPA]	198	239	6	11 4 7	1 - 1	6 6 -	11 - 11	13 2 11	12 2 10	1 1 0	22 6 16	30 5 25	10 3 7	37 12 25	6 2 4	- - -	11 - 11	6 - 6	8 - 8	13 5 8	0 0 -	- -	
7 MARINI Luca [ITA]	194	243	4	- - -	15 7 8	23 3 20	10 0 10	6 6 -	18 5 13	17 6 11	9 0 9	9 0 9	13 - 13	5 0 5	10 3 7	- - -	- - -	9 9 -	4 - 4	16 7 9	7 1 6	23 7 16	
8 VIÑALES Maverick [SPA]	192	245	2	25 5 20	7 3 4	13 0 13	3 3 -	1 1 -	4 0 4	- - -	3 3 -	18 7 11	12 2 10	27 7 20	15 4 11	10 2 8	1 1 0	26 6 20	5 - 5	0 0 -	5 0 5	17 4 13	
9 QUARTARARO Fabio [FRA]	167	270	25	8 0 8	10 1 9	16 0 16	6 0 6	9 - 9	5 0 5	3 0 3	7 7 -	1 0 1	8 0 8	9 0 9	3 0 3	20 4 16	6 0 6	21 5 16	2 - 2	11 0 11	11 0 11	11 2 9	
10 MARQUEZ Alex [SPA]	165	272	2	12 1 11	21 5 16	- - -	8 - 8	0 0 -	- - -	11 2 9	11 1 10	12 12 -	17 6 11	10 0 10	6 1 5	- - -	- - -	- - -	7 - 7	2 2 -	32 12 20	16 6 10	
11 MILLER Jack [AUS]	163	274	2	15 6 9	10 0 10	1 1 -	23 7 16	- - -	13 4 9	17 7 10	0 0 -	11 3 8	6 5 1	8 0 8	0 0 -	5 3 2	16 6 10	10 1 9	9 - 9	0 0 0	12 4 8	7 0 7	
12 DI GIANNANTONIO Fabio [ITA]	134	303	29	0 0 -	6 0 6	7 0 7	4 0 4	8 0 8	2 0 2	7 0 7	- - -	3 0 3	0 0 0	6 0 6	0 0 0	0 0 -	10 2 8	17 4 13	16 - 16	7 - 7	7 0 7	34 9 25	

These data/results cannot be reproduced, stored and/or transmitted in whole or in part by any manner of electronic, mechanical, photocopying, recording, broadcasting or otherwise now known or herein after developed without the previous express consent by the copyright owner, except for reproduction in daily press and regular printed publications on sale to the public within 60 days of the event related to those data/results and always provided that copyright symbol appears together as follows below.

© DORNA, 2023





5380 m.

QATAR AIRWAYS GRAND PRIX OF QATAR

MotoGP™

World Championship Classification

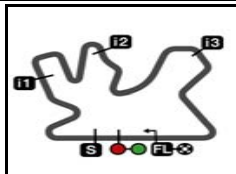
30

Rider	Points	Leader	Prev	POR	ARG	AME	SPA	FRA	ITA	GER	NED	GBR	AUT	CAT	RSM	IND	JPN	INA	AUS	THA	MAL	QAT	VAL	
13 MORBIDELLI Franco [ITA]	93	344	41	2 0 2	19 6 13	8 0 8	5 0 5	6 0 6	6 0 6	4 0 4	7 0 7	2 0 2	6 1 5	2 0 2	1 0 1	9 0 9	0 0 0	2 0 2	0 - 0	5 0 5	9 0 9	0 0 0		
14 MARQUEZ Marc [SPA]	89	348	4	7 7 -	- - -	- - -	- - -	5 5 -	3 3 -	0 0 -	0 0 -	0 0 -	4 0 4	3 0 3	9 0 9	14 7 7	19 3 16	- - -	1 - 1	16 6 10	3 0 3	5 0 5		
15 BASTIANINI Enea [ITA]	84	353	5	- - -	- - -	- - -	- - -	- - -	8 1 7	8 0 8	2 2 -	0 0 -	6 0 6	1 1 -	- - -	- - -	- - -	11 3 8	6 - 6	3 0 3	31 6 25	8 0 8		
16 OLIVEIRA Miguel [POR]	76	361	8	3 3 -	- - -	13 2 11	5 5 -	- - -	0 0 -	6 0 6	0 0 -	13 0 13	- - -	15 4 11	10 0 10	4 0 4	0 0 0	4 0 4	3 - 3	0 0 -	0 0 -	- - -		
17 FERNANDEZ Augusto [SPA]	71	366	5	3 - 3	5 0 5	6 0 6	3 0 3	13 - 13	1 0 1	5 0 5	6 0 6	7 2 5	2 0 2	7 0 7	0 0 0	0 0 -	9 0 9	0 0 -	- - -	0 - 0	2 0 2	2 1 1		
18 RINS Alex [SPA]	54	383	17	6 0 6	7 0 7	34 9 25	0 0 -	0 0 -	- - -	- - -	- - -	- - -	- - -	- - -	- - -	- - -	- - -	7 0 7	- - -	- - -	- - -	- - -		
19 NAKAGAMI Takaaki [JPN]	52	385	2	4 0 4	3 0 3	0 0 -	7 - 7	7 0 7	3 0 3	2 0 2	8 0 8	0 0 0	0 - 0	1 0 1	0 0 0	5 0 5	5 0 5	5 0 5	0 - 0	2 0 2	0 0 0	0 0 0		
20 FERNANDEZ Raul [SPA]	40	397	12	0 0 -	2 0 2	0 0 -	1 0 1	- - -	0 0 0	1 0 1	4 0 4	6 0 6	0 0 -	0 0 -	8 0 8	7 1 6	7 0 7	3 0 3	0 - 0	1 0 1	0 0 -	0 0 0		
21 PEDROSA Dani [SPA]	32	405	8	- - -	- - -	- - -	13 4 9	- - -	- - -	- - -	- - -	- - -	- - -	- - -	19 6 13	- - -	- - -	- - -	- - -	- - -	- - -	- - -		
22 MIR Joan [SPA]	26	411	6	5 - 5	- - -	0 0 -	- - -	0 0 -	- - -	- - -	- - -	0 0 -	0 0 -	0 0 0	0 0 -	11 - 11	4 0 4	0 0 -	- - -	4 0 4	0 0 -	2 0 2		
23 ESPARGARO Pol [SPA]	13	424	13	- - -	- - -	- - -	- - -	- - -	- - -	- - -	- - -	4 0 4	4 4 0	- - -	0 0 -	3 - 3	1 0 1	0 0 -	0 - 0	0 0 0	1 0 1	0 0 0		
24 SAVADORI Lorenzo [ITA]	9	428	4	- - -	- - -	- - -	- - -	4 0 4	0 0 0	- - -	5 0 5	- - -	0 - 0	- - -	- - -	- - -	- - -	- - -	- - -	- - -	- - -	- - -		

These data/results cannot be reproduced, stored and/or transmitted in whole or in part by any manner of electronic, mechanical, photocopying, recording, broadcasting or otherwise now known or herein after developed without the previous express consent by the copyright owner, except for reproduction in daily press and regular printed publications on sale to the public within 60 days of the event related to those data/results and always provided that copyright symbol appears together as follows below.

© DORNA, 2023





5380 m.

QATAR AIRWAYS GRAND PRIX OF QATAR

MotoGP™

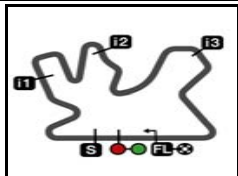
World Championship Classification

30

Rider	Points	Leader	Prev	POR	ARG	AME	SPA	FRA	ITA	GER	NED	GBR	AUT	CAT	RSM	IND	JPN	INA	AUS	THA	MAL	QAT	VAL
25 FOLGER Jonas [GER]	9	428	0	-	-	4	0	3	0	0	2	-	-	-	-	-	-	-	-	-	-	-	-
26 BRADL Stefan [GER]	8	429	1	-	-	0	2	-	-	-	3	-	-	-	0	1	2	-	-	-	-	-	-
27 PIRRO Michele [ITA]	5	432	3	-	-	5	-	-	0	-	-	-	-	-	0	0	0	-	-	-	-	-	-
28 PETRUCCI Danilo [ITA]	5	432	0	-	-	-	-	5	-	-	-	-	-	-	-	-	-	-	-	-	-	-	-
29 CRUTCHLOW Cal [GBR]	3	434	2	-	-	-	-	-	-	-	-	-	-	-	-	-	3	-	-	-	-	-	-
30 LECUONA Iker [SPA]	0	437	3	-	-	-	0	-	-	-	0	0	0	0	-	-	-	-	-	-	0	0	-
31 BAUTISTA Alvaro [SPA]	0	437	0	-	-	-	-	-	-	-	-	-	-	-	-	-	-	-	-	-	0	-	-

These data/results cannot be reproduced, stored and/or transmitted in whole or in part by any manner of electronic, mechanical, photocopying, recording, broadcasting or otherwise now known or herein after developed without the previous express consent by the copyright owner, except for reproduction in daily press and regular printed publications on sale to the public within 60 days of the event related to those data/results and always provided that copyright symbol appears together as follows below.
© DORNA, 2023





5380 m.

QATAR AIRWAYS GRAND PRIX OF QATAR

MotoGP™

World Championship Classification

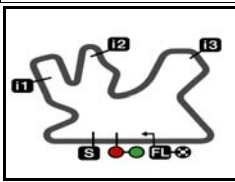
30

Constructor	Points	Leader	Previous	POR	ARG	AME	SPA	FRA	ITA	GER	NED	GBR	AUT	CAT	RSM	IND	JPN	INA	AUS	THA	MAL	QAT	VAL
1 DUCATI	663			37	34	32	34	37	37	37	37	32	37	25	37	37	37	25	37	37	37	37	
2 KTM	348	315	315	16	22	11	32	22	15	17	18	19	29	14	19	19	19	11	13	25	13	14	
3 APRILIA	309	354	39	25	7	19	16	13	12	7	22	32	13	37	15	10	12	26	8	13	5	17	
4 YAMAHA	187	476	122	8	19	16	6	9	6	4	14	2	9	9	3	20	6	21	2	11	11	11	
5 HONDA	174	489	13	13	7	34	7	12	6	2	8	-	4	3	9	18	19	7	1	16	3	5	

Team	Points	Leader	Previous	POR	ARG	AME	SPA	FRA	ITA	GER	NED	GBR	AUT	CAT	RSM	IND	JPN	INA	AUS	THA	MAL	QAT	VAL
1 PRIMA PRAMAC RACING	620			24	33	16	21	52	49	58	15	27	19	37	43	42	42	12	36	44	28	22	
2 DUCATI LENOVO TEAM	531	89	89	37	4	17	34	12	45	37	36	20	43	10	23	9	27	38	26	26	54	33	
3 MOONEY VR46 RACING TEAM	520	100	11	16	49	37	11	34	35	33	41	18	29	11	39	30	17	27	14	33	20	26	
4 RED BULL KTM FACTORY RACING	431	189	89	25	22	9	55	19	24	21	18	28	35	14	7	24	25	20	22	25	17	21	
5 APRILIA RACING	390	230	41	36	8	19	14	14	16	1	25	48	22	64	21	10	12	32	13	13	5	17	
6 GRESINI RACING MOTOGP	299	321	91	12	27	7	12	8	2	18	11	15	17	16	6	-	10	17	23	9	39	50	
7 MONSTER ENERGY YAMAHA MOTOGP	260	360	39	10	29	24	11	15	11	7	14	3	14	11	4	29	6	23	2	16	20	11	
8 CRYPTODATA RNF MOTOGP TEAM	120	500	140	3	2	13	6	4	-	7	4	19	-	15	18	11	7	7	3	1	-	-	
9 REPSOL HONDA TEAM	115	505	5	12	-	-	-	5	3	-	-	-	4	3	9	25	23	-	1	20	3	7	
10 LCR HONDA	112	508	3	10	10	34	7	7	3	2	11	-	-	1	-	6	7	12	-	2	-	-	
11 GASGAS FACTORY RACING TECH3	93	527	19	3	5	10	3	16	1	5	8	11	6	7	-	3	10	-	-	-	3	2	

These data/results cannot be reproduced, stored and/or transmitted in whole or in part by any manner of electronic, mechanical, photocopying, recording, broadcasting or otherwise now known or herein after developed without the previous express consent by the copyright owner, except for reproduction in daily press and regular printed publications on sale to the public within 60 days of the event related to those data/results and always provided that copyright symbol appears together as follows below.
© DORNA, 2023





5380 m.

QATAR AIRWAYS GRAND PRIX OF QATAR

Race

Lap Chart

31

Pos	1	2	3	4	5	6	7	8	9	10	11	12	13	14	15	16	17	18	19	20	21
Grid	10	49	73	1	89	5	93	12	25	33	37	72	20	23	43	41	21	44	36	30	27



	1	1	10	49	73	93	33	5	89	12	72	20	43	21	23	25	44	36	41	37	30
	2	1	10	73	49	33	93	5	89	12	72	20	43	21	25	23	36	41	44	37	30
	3	1	10	73	49	33	93	89	12	5	72	20	43	21	25	23	41	44	36	37	30
	4	1	10	49	73	33	93	89	12	5	72	20	43	21	25	23	41	36	44	37	30
	5	1	49	73	33	10	89	93	12	5	72	20	43	21	25	23	41	36	44	37	30
	6	1	49	33	73	10	89	93	12	5	72	20	43	21	23	25	36	37	44	30	41
	7	1	49	33	73	10	89	93	12	5	20	72	43	21	23	25	36	37	44	30	
	8	1	49	33	73	10	89	93	12	5	20	43	72	21	23	25	36	37	44	30	
	9	1	49	33	73	10	89	12	93	5	20	43	72	23	21	36	25	37	44	30	
	10	1	49	33	73	10	89	12	93	5	20	43	72	23	21	36	25	44	37	30	
L	11	1	49	33	73	10	12	93	89	20	5	43	23	72	36	21	25	44	37	30	
a	12	1	49	33	73	10	12	20	89	43	5	93	23	72	36	21	25	44	37	30	
P	13	1	49	33	73	10	12	20	43	89	5	93	23	72	36	21	25	44	37	30	
S	14	1	49	33	73	10	12	20	43	89	5	93	23	72	36	21	25	44	37	30	
	15	1	49	33	73	10	12	20	43	89	5	93	23	72	36	21	25	37	44	30	
	16	1	49	33	10	73	12	20	43	89	5	23	93	72	36	25	21	37	44	30	
	17	1	49	10	73	33	12	20	43	89	23	5	93	72	36	25	21	37	44	30	
	18	1	49	10	12	73	33	20	43	23	89	5	93	72	36	25	21	37	44	30	
	19	49	1	10	12	33	73	20	43	23	89	5	93	72	36	25	21	37	44	30	
	20	49	1	10	12	33	73	20	23	43	89	5	93	72	36	25	21	37	44	30	
	21	49	1	10	12	33	73	20	23	43	89	93	5	72	36	21	37	25	44	30	
	22	49	1	10	12	33	73	20	23	43	89	93	5	72	36	37	21	25	44	30	

Winner Lapped rider

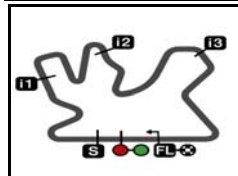
These data/results cannot be reproduced, stored and/or transmitted in whole or in part by any manner of electronic, mechanical, photocopying, recording, broadcasting or otherwise now known or herein after developed without the previous express consent by the copyright owner, except for reproduction in daily press and regular printed publications on sale to the public within 60 days of the event related to those data/results and always provided that copyright symbol appears together as follows below.

© DORNA, 2023

Official MotoGP Timing by **TISSOT**
www.motogp.com

Doha, Sunday, November 19, 2023






5380 m.

QATAR AIRWAYS GRAND PRIX OF QATAR

Race

Fastest Lap of Each Rider

32

	Rider	Nation	Team	Motorcycle	Time	Lap Total	Gap
1	23 Enea BASTIANINI	ITA	Ducati Lenovo Team	DUCATI	1'52.978	22 22	
2	49 Fabio DI GIANNANTONIO	ITA	Gresini Racing MotoGP	DUCATI	1'53.312	18 22	0.334 0.334
3	12 Maverick VIÑALES	SPA	Aprilia Racing	APRILIA	1'53.318	14 22	0.340 0.006
4	1 Francesco BAGNAIA	ITA	Ducati Lenovo Team	DUCATI	1'53.350	18 22	0.372 0.032
5	73 Alex MARQUEZ	SPA	Gresini Racing MotoGP	DUCATI	1'53.369	8 22	0.391 0.019
6	33 Brad BINDER	RSA	Red Bull KTM Factory Racing	KTM	1'53.452	6 22	0.474 0.083
7	10 Luca MARINI	ITA	Mooney VR46 Racing Team	DUCATI	1'53.486	20 22	0.508 0.034
8	5 Johann ZARCO	FRA	Prima Pramac Racing	DUCATI	1'53.540	5 22	0.562 0.054
9	20 Fabio QUARTARARO	FRA	Monster Energy Yamaha MotoGP	YAMAHA	1'53.575	19 22	0.597 0.035
10	93 Marc MARQUEZ	SPA	Repsol Honda Team	HONDA	1'53.610	3 22	0.632 0.035
11	89 Jorge MARTIN	SPA	Prima Pramac Racing	DUCATI	1'53.693	4 22	0.715 0.083
12	30 Takaaki NAKAGAMI	JPN	LCR Honda IDEMITSU	HONDA	1'53.706	22 22	0.728 0.013
13	36 Joan MIR	SPA	Repsol Honda Team	HONDA	1'53.714	8 22	0.736 0.008
14	43 Jack MILLER	AUS	Red Bull KTM Factory Racing	KTM	1'53.718	9 22	0.740 0.004
15	37 Augusto FERNANDEZ	SPA	GASGAS Factory Racing Tech3	KTM	1'53.734	12 22	0.756 0.016
16	41 Aleix ESPARGARO	SPA	Aprilia Racing	APRILIA	1'53.864	5 6	0.886 0.130
17	25 Raul FERNANDEZ	SPA	CryptoDATA RNF MotoGP Team	APRILIA	1'54.032	12 22	1.054 0.168
18	72 Marco BEZZECCHI	ITA	Mooney VR46 Racing Team	DUCATI	1'54.073	14 22	1.095 0.041
19	21 Franco MORBIDELLI	ITA	Monster Energy Yamaha MotoGP	YAMAHA	1'54.220	10 22	1.242 0.147
20	44 Pol ESPARGARO	SPA	GASGAS Factory Racing Tech3	KTM	1'54.253	5 22	1.275 0.033

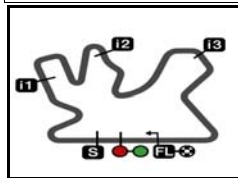
These data/results cannot be reproduced, stored and/or transmitted in whole or in part by any manner of electronic, mechanical, photocopying, recording, broadcasting or otherwise now known or herein after developed without the previous express consent by the copyright owner, except for reproduction in daily press and regular printed publications on sale to the public within 60 days of the event related to those data/results and always provided that copyright symbol appears together as follows below.

© DORNA, 2023

Official MotoGP Timing by TISSOT
www.motogp.com

Doha, Sunday, November 19, 2023





5380 m.

QATAR AIRWAYS GRAND PRIX OF QATAR

After the Race

Event Best Maximum Speed

33



Rider	Nation Team	Motorcycle	Km/h	
23 Enea BASTIANINI	ITA Ducati Lenovo Team	DUCATI	356.4	Race
72 Marco BEZZECCHI	ITA Mooney VR46 Racing Team	DUCATI	356.4	Race
5 Johann ZARCO	FRA Prima Pramac Racing	DUCATI	356.4	Race
36 Joan MIR	SPA Repsol Honda Team	HONDA	355.2	Race
1 Francesco BAGNAIA	ITA Ducati Lenovo Team	DUCATI	355.2	Warm Up
33 Brad BINDER	RSA Red Bull KTM Factory Racing	KTM	355.2	Race
44 Pol ESPARGARO	SPA GASGAS Factory Racing Tech3	KTM	354.0	Tissot Sprint
41 Aleix ESPARGARO	SPA Aprilia Racing	APRILIA	354.0	Race
12 Maverick VIÑALES	SPA Aprilia Racing	APRILIA	354.0	Warm Up
20 Fabio QUARTARARO	FRA Monster Energy Yamaha MotoGP	YAMAHA	354.0	Warm Up
25 Raul FERNANDEZ	SPA CryptoDATA RNF MotoGP Team	APRILIA	352.9	Race
43 Jack MILLER	AUS Red Bull KTM Factory Racing	KTM	352.9	Race
93 Marc MARQUEZ	SPA Repsol Honda Team	HONDA	352.9	Race
10 Luca MARINI	ITA Mooney VR46 Racing Team	DUCATI	352.9	Warm Up
21 Franco MORBIDELLI	ITA Monster Energy Yamaha MotoGP	YAMAHA	351.7	Race
89 Jorge MARTIN	SPA Prima Pramac Racing	DUCATI	351.7	Tissot Sprint
30 Takaaki NAKAGAMI	JPN LCR Honda IDEMITSU	HONDA	351.7	Race
37 Augusto FERNANDEZ	SPA GASGAS Factory Racing Tech3	KTM	350.6	Race
49 Fabio DI GIANNANTONIO	ITA Gresini Racing MotoGP	DUCATI	350.6	Tissot Sprint
27 Iker LECUONA	SPA LCR Honda CASTROL	HONDA	350.6	Tissot Sprint
73 Alex MARQUEZ	SPA Gresini Racing MotoGP	DUCATI	349.5	Race
88 Miguel OLIVEIRA	POR CryptoDATA RNF MotoGP Team	APRILIA	346.1	Qualifying Nr. 1

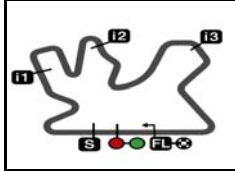
These data/results cannot be reproduced, stored and/or transmitted in whole or in part by any manner of electronic, mechanical, photocopying, recording, broadcasting or otherwise now known or herein after developed without the previous express consent by the copyright owner, except for reproduction in daily press and regular printed publications on sale to the public within 60 days of the event related to those data/results and always provided that copyright symbol appears together as follows below.

© DORNA, 2023

Official MotoGP Timing by TISSOT
www.motogp.com

Doha, Sunday, November 19, 2023





5380 m.

QATAR AIRWAYS GRAND PRIX OF QATAR

Race

Chronological Analysis of Performances

34

* Lap / Sector time cancelled

T1 Time from finish line to 1st intermedate

T3 Time from 2nd intermed. to 3rd intermed.

P Crossing the finish line in pit lane

T2 Time from 1st intermed. to 2nd intermed.

T4 Time from 3rd intermedate to finish line

** Tyre data subject to further updates

Lap	Lap Time	T1	T2	T3	T4	Speed	Lap	Lap Time	T1	T2	T3	T4	Speed
1st	49	Fabio DI GIANNANTON			DUCATI	ITA	13	1'53.818	27.980	30.507	27.458	27.873	346.1
		Gresini Racing MotoGP					14	1'53.606	27.927	30.594	27.308	27.777	346.1
		Runs=1 Total laps=22 Full laps=21 Valid laps=21					15	1'53.497	27.942	30.393	27.339	27.823	346.1
Run #	1	Front Tyre	Slick-Hard	Rear Tyre	Slick-Hard								
		New Tyre		New Tyre									
1	1'56.646	30.558	30.824	27.387	27.877	200.0	16	1'53.543	27.947	30.504	27.260	27.832	346.1
2	1'53.963	28.086	30.536	27.467	27.874	347.2	17	1'53.715	27.976	30.603	27.362	27.774	346.1
3	1'53.521	27.888	30.725	27.129	27.779	350.6	18	1'53.350	27.872	30.445	27.287	27.746	347.2
4	1'53.353	27.912	30.488	27.235	27.718	350.6	19	1'54.029	27.956	30.455	27.656	27.962	348.3
5	1'53.676	28.017	30.638	27.324	27.697	350.6	20	1'56.533	30.261	30.739	27.633	27.900	354.0
6	1'53.349	28.017	30.474	27.135	27.723	345.0	21	1'54.337	28.069	30.769	27.561	27.938	348.3
7	1'53.697	28.108	30.438	27.358	27.793	345.0	22	1'54.144	27.992	30.731	27.546	27.875	348.3

3rd **10** **Luca MARINI** DUCATI ITA
Mooney VR46 Racing Team
Runs=1 Total laps=22 Full laps=21 Valid laps=21

Run #	1	Front Tyre	Slick-Soft	Rear Tyre	Slick-Hard								
		New Tyre		New Tyre									
1	1'56.557	30.461	30.747	27.391	27.958	193.2	13	1'53.941	28.043	30.626	27.275	27.997	349.5
2	1'53.734	27.973	30.540	27.363	27.858	347.2	14	1'54.225	27.967	30.850	27.364	28.044	350.6
3	1'53.582	27.899	30.541	27.253	27.889	349.5	15	1'54.778	28.111	30.898	27.554	28.215	352.9
4	1'53.542	27.831	30.590	27.303	27.818	350.6	16	1'54.450	28.116	30.726	27.713	27.895	352.9
5	1'54.541	27.918	30.986	27.790	27.847	350.6	17	1'53.794	27.942	30.681	27.309	27.862	352.9
6	1'54.104	28.098	30.742	27.340	27.924	350.6	18	1'53.669	27.906	30.555	27.314	27.894	348.3
7	1'53.773	28.033	30.535	27.356	27.849	350.6	19	1'53.731	27.858	30.551	27.359	27.963	348.3
8	1'53.539	27.915	30.476	27.270	27.878	350.6	20	1'53.486	27.877	30.487	27.175	27.947	348.3
9	1'53.834	27.890	30.614	27.288	28.042	351.7	21	1'53.683	27.867	30.592	27.357	27.867	349.5
10	1'53.654	27.961	30.470	27.354	27.869	349.5	22	1'54.207	27.961	30.693	27.416	28.137	348.3
11	1'53.584	27.868	30.531	27.288	27.897	350.6							
12	1'53.654	27.939	30.559	27.206	27.950	351.7							

2nd **1** **Francesco BAGNAIA** DUCATI ITA
Ducati Lenovo Team
Runs=1 Total laps=22 Full laps=21 Valid laps=21

Run #	1	Front Tyre	Slick-Hard	Rear Tyre	Slick-Hard								
		New Tyre		New Tyre									
1	1'56.277	30.343	30.674	27.424	27.836	204.5							
2	1'53.468	27.925	30.419	27.360	27.764	346.1							
3	1'53.697	28.122	30.430	27.325	27.820	345.0							
4	1'53.647	27.938	30.553	27.396	27.760	343.9							
5	1'53.501	28.073	30.473	27.254	27.701	343.9							
6	1'53.542	27.969	30.447	27.315	27.811	345.0							
7	1'53.649	28.055	30.493	27.312	27.789	346.1							
8	1'53.550	27.967	30.437	27.376	27.770	343.9							
9	1'53.731	28.012	30.479	27.396	27.844	345.0							
10	1'53.591	28.007	30.501	27.293	27.790	345.0							
11	1'53.628	28.094	30.471	27.341	27.722	343.9							
12	1'53.535	28.067	30.409	27.238	27.821	346.1							

4th **12** **Maverick VIÑALES** APRILIA SPA
Aprilia Racing
Runs=1 Total laps=22 Full laps=21 Valid laps=21

Run #	1	Front Tyre	Slick-Hard	Rear Tyre	Slick-Hard								
		New Tyre		New Tyre									
1	1'57.965	31.458	31.046	27.421	28.040	203.3							
2	1'53.942	28.123	30.600	27.294	27.925	340.6							

Fastest Lap: Enea BASTIANINI Ducati Lenovo Team ITA **1'52.978** 27.766 30.376 27.167 27.669

These data/results cannot be reproduced, stored and/or transmitted in whole or in part by any manner of electronic, mechanical, photocopying, recording, broadcasting or otherwise now known or herein after developed without the previous express consent by the copyright owner, except for reproduction in daily press and regular printed publications on sale to the public within 60 days of the event related to those data/results and always provided that copyright symbol appears together as follows below.
© DORNA, 2023



Race

MotoGP

Lap	Lap Time	T1	T2	T3	T4	Speed	Lap	Lap Time	T1	T2	T3	T4	Speed
3	1'54.185	28.289	30.896	27.119	27.881	345.0	3	1'53.520	27.984	30.511	27.206	27.819	345.0
4	1'53.748	28.066	30.572	27.207	27.903	350.6	4	1'53.685	27.904	30.895	27.150	27.736	349.5
5	1'54.110	28.131	30.642	27.319	28.018	350.6	5	1'54.085	28.045	30.751	27.437	27.852	342.8
6	1'53.699	28.062	30.608	27.199	27.830	352.9	6	1'53.986	28.113	30.792	27.160	27.921	348.3
7	1'53.821	28.146	30.694	27.122	27.859	349.5	7	1'53.472	27.971	30.605	27.118	27.778	348.3
8	1'54.090	28.136	30.646	27.350	27.958	352.9	8	1'53.369	27.913	30.582	27.047	27.827	348.3
9	1'54.022	28.087	30.702	27.263	27.970	352.9	9	1'53.478	27.990	30.574	27.096	27.818	348.3
10	1'54.409	28.082	30.906	27.379	28.042	351.7	10	1'53.636	27.978	30.591	27.252	27.815	349.5
11	1'53.581	28.071	30.478	27.104	27.928	352.9	11	1'54.235	27.917	30.766	27.206	28.346	346.1
12	1'53.500	28.009	30.469	27.158	27.864	348.3	12	1'54.008	28.041	30.669	27.197	28.101	349.5
13	1'53.448	27.908	30.434	27.221	27.885	348.3	13	1'53.770	28.037	30.695	27.123	27.915	348.3
14	1'53.318	27.895	30.434	27.184	27.805	348.3	14	1'54.395	28.065	30.948	27.379	28.003	349.5
15	1'53.560	27.914	30.591	27.099	27.956	350.6	15	1'54.784	28.110	30.958	27.574	28.142	348.3
16	1'54.474	27.991	30.729	27.589	28.165	352.9	16	1'54.820	28.021	30.878	27.766	28.155	348.3
17	1'54.321	28.054	30.922	27.237	28.108	352.9	17	1'54.336	28.018	30.934	27.322	28.062	349.5
18	1'53.827	28.029	30.761	27.261	27.776	348.3	18	1'54.480	28.060	30.835	27.593	27.992	347.2
19	1'53.507	27.898	30.507	27.219	27.883	350.6	19	1'54.425	28.166	30.852	27.318	28.089	349.5
20	1'53.563	27.911	30.594	27.185	27.873	350.6	20	1'54.153	28.108	30.767	27.265	28.013	349.5
21	1'53.368	27.811	30.528	27.206	27.823	351.7	21	1'54.138	28.102	30.757	27.293	27.986	349.5
22	1'53.684	27.867	30.568	27.172	28.077	351.7	22	1'54.083	28.013	30.746	27.319	28.005	349.5

5th 33 Brad BINDER KTM RSA
Red Bull KTM Factory Racing

Runs=1 Total laps=22 Full laps=21 Valid laps=21

Run #	1	Front Tyre	Slick-Hard	Rear Tyre	Slick-Hard	Speed
		New Tyre		New Tyre		
1	1'57.126	31.023	30.914	27.343	27.846	208.8
2	1'53.611	28.137	30.518	27.239	27.717	349.5
3	1'53.584	28.047	30.557	27.305	27.675	349.5
4	1'53.534	28.024	30.559	27.246	27.705	354.0
5	1'53.914	28.035	30.701	27.400	27.778	343.9
6	1'53.452	28.015	30.494	27.213	27.730	350.6
7	1'53.470	28.050	30.458	27.210	27.752	348.3
8	1'53.471	28.034	30.420	27.167	27.850	350.6
9	1'53.547	28.044	30.484	27.241	27.778	349.5
10	1'53.740	28.151	30.570	27.219	27.800	351.7
11	1'53.683	27.980	30.569	27.285	27.849	351.7
12	1'53.949	28.033	30.603	27.294	28.019	351.7
13	1'54.052	28.026	30.721	27.357	27.948	350.6
14	1'54.809	28.557	30.756	27.492	28.004	350.6
15	1'54.714	28.186	30.820	27.640	28.068	348.3
16	1'54.459	28.147	30.812	27.485	28.015	348.3
17	1'55.044	28.181	31.185	27.309	28.369	347.2
18	1'54.399	28.317	30.794	27.371	27.917	349.5
19	1'53.959	28.032	30.626	27.311	27.990	355.2
20	1'53.720	27.895	30.574	27.295	27.956	352.9
21	1'54.153	28.058	30.701	27.405	27.989	351.7
22	1'54.510	28.138	30.771	27.547	28.054	350.6

7th 20 Fabio QUARTARARO YAMAHA FRA
Monster Energy Yamaha MotoGP

Runs=1 Total laps=22 Full laps=21 Valid laps=21

Run #	1	Front Tyre	Slick-Soft	Rear Tyre	Slick-Hard	Speed
		New Tyre		New Tyre		
1	1'58.537	31.714	31.165	27.575	28.083	216.0
2	1'54.312	28.187	30.734	27.470	27.921	347.2
3	1'54.177	27.989	30.789	27.454	27.945	352.9
4	1'54.051	28.035	30.686	27.444	27.886	354.0
5	1'54.398	28.411	30.636	27.481	27.870	354.0
6	1'53.737	28.050	30.522	27.319	27.846	352.9
7	1'53.660	28.100	30.478	27.253	27.829	351.7
8	1'53.791	28.148	30.524	27.225	27.894	351.7
9	1'54.041	28.078	30.662	27.334	27.967	352.9
10	1'53.893	28.018	30.500	27.379	27.996	350.6
11	1'54.420	28.226	30.822	27.481	27.891	348.3
12	1'54.112	28.202	30.812	27.286	27.812	350.6
13	1'54.025	28.006	30.559	27.574	27.886	347.2
14	1'53.654	28.006	30.415	27.352	27.881	348.3
15	1'53.689	27.899	30.549	27.382	27.859	347.2
16	1'53.788	28.076	30.470	27.342	27.900	347.2
17	1'53.824	27.980	30.611	27.392	27.841	348.3
18	1'53.660	27.944	30.493	27.359	27.864	347.2
19	1'53.575	27.868	30.473	27.308	27.926	350.6
20	1'53.888	28.021	30.580	27.349	27.938	352.9
21	1'54.027	28.082	30.729	27.334	27.882	350.6
22	1'54.223	28.123	30.692	27.351	28.057	350.6

6th 73 Alex MARQUEZ DUCATI SPA
Gresini Racing MotoGP

Runs=1 Total laps=22 Full laps=21 Valid laps=21

Run #	1	Front Tyre	Slick-Hard	Rear Tyre	Slick-Hard	Speed
		New Tyre		New Tyre		
1	1'56.846	30.740	30.854	27.357	27.895	201.4
2	1'53.570	28.023	30.605	27.165	27.777	348.3

8th 23 Enea BASTIANINI DUCATI ITA
Ducati Lenovo Team

Runs=1 Total laps=22 Full laps=21 Valid laps=21

Run #	1	Front Tyre	Slick-Hard	Rear Tyre	Slick-Hard	Speed
		New Tyre		New Tyre		
1	1'59.332	31.900	31.580	27.736	28.116	220.4
2	1'54.964	28.214	30.731	27.823	28.196	351.7

Fastest Lap: Enea BASTIANINI Ducati Lenovo Team ITA 1'52.978 27.766 30.376 27.167 27.669

These data/results cannot be reproduced, stored and/or transmitted in whole or in part by any manner of electronic, mechanical, photocopying, recording, broadcasting or otherwise now known or herein after developed without the previous express consent by the copyright owner, except for reproduction in daily press and regular printed publications on sale to the public within 60 days of the event related to those data/results and always provided that copyright symbol appears together as follows below.
© DORNA, 2023



Race

MotoGP

Lap	Lap Time	T1	T2	T3	T4	Speed	Lap	Lap Time	T1	T2	T3	T4	Speed
3	1'54.412	28.324	30.819	27.349	27.920	354.0	3	1'54.096	28.246	30.621	27.251	27.978	346.1
4	1'54.091	28.160	30.673	27.303	27.955	349.5	4	1'53.693	27.906	30.653	27.233	27.901	351.7
5	1'54.438	28.408	30.793	27.340	27.897	354.0	5	1'53.815	27.878	30.625	27.340	27.972	350.6
6	1'54.537	28.149	30.784	27.398	28.206	350.6	6	1'54.005	28.131	30.657	27.209	28.008	350.6
7	1'54.256	28.138	30.781	27.438	27.899	350.6	7	1'53.884	27.929	30.683	27.294	27.978	349.5
8	1'55.035	28.114	30.840	27.560	28.521	354.0	8	1'54.020	28.023	30.671	27.314	28.012	350.6
9	1'54.019	28.042	30.715	27.378	27.884	352.9	9	1'54.140	28.027	30.685	27.438	27.990	349.5
10	1'53.714	27.939	30.587	27.389	27.799	350.6	10	1'54.478	28.176	30.860	27.391	28.051	349.5
11	1'53.881	27.903	30.584	27.432	27.962	351.7	11	1'55.039	28.125	31.375	27.459	28.080	349.5
12	1'53.565	27.872	30.502	27.355	27.836	350.6	12	1'54.978	28.099	30.860	27.752	28.267	348.3
13	1'54.107	27.964	30.812	27.520	27.811	351.7	13	1'54.597	28.296	30.828	27.431	28.042	349.5
14	1'53.285	27.901	30.443	27.201	27.740	354.0	14	1'54.443	28.065	30.846	27.441	28.091	350.6
15	1'54.374	28.194	30.864	27.332	27.984	356.4	15	1'54.296	28.101	30.678	27.437	28.080	349.5
16	1'53.850	27.828	30.735	27.339	27.948	355.2	16	1'54.136	28.055	30.713	27.359	28.009	349.5
17	1'53.901	27.920	30.833	27.273	27.875	355.2	17	1'54.293	28.024	30.738	27.497	28.034	349.5
18	1'53.341	27.880	30.394	27.291	27.776	352.9	18	1'54.584	28.232	30.792	27.437	28.123	349.5
19	1'53.433	27.874	30.571	27.242	27.746	354.0	19	1'54.367	28.091	30.715	27.448	28.113	350.6
20	1'53.374	27.859	30.465	27.333	27.717	351.7	20	1'54.800	28.275	30.845	27.584	28.096	351.7
21	1'53.006	27.726	30.389	27.185	27.706	352.9	21	1'54.661	28.267	30.833	27.498	28.063	350.6
22	1'52.978	27.766	30.376	27.167	27.669	354.0	22	1'54.368	28.029	30.797	27.527	28.015	349.5

9th 43 Jack MILLER KTM AUS
Red Bull KTM Factory Racing

Runs=1 Total laps=22 Full laps=21 Valid laps=21

Run #	1	Front Tyre	Slick-Hard	Rear Tyre	Slick-Hard	Speed
		New Tyre		New Tyre		
1	1'58.794	32.009	31.195	27.568	28.022	218.1
2	1'54.544	28.161	30.828	27.520	28.035	350.6
3	1'54.327	28.079	30.790	27.461	27.997	350.6
4	1'53.949	28.080	30.625	27.339	27.905	351.7
5	1'54.155	28.004	30.716	27.459	27.976	352.9
6	1'53.967	28.034	30.689	27.394	27.850	350.6
7	1'54.130	27.927	30.751	27.530	27.922	351.7
8	1'54.026	28.039	30.797	27.321	27.869	352.9
9	1'53.718	28.002	30.563	27.294	27.859	348.3
10	1'53.826	27.918	30.597	27.388	27.923	349.5
11	1'54.263	27.970	30.753	27.473	28.067	351.7
12	1'54.333	28.095	30.764	27.426	28.048	347.2
13	1'54.020	28.103	30.587	27.355	27.975	352.9
14	1'53.827	27.916	30.624	27.354	27.933	347.2
15	1'54.165	27.968	30.733	27.465	27.999	347.2
16	1'53.942	27.998	30.677	27.345	27.922	348.3
17	1'54.200	28.051	30.674	27.355	28.120	347.2
18	1'54.169	28.003	30.715	27.444	28.007	347.2
19	1'54.138	27.974	30.739	27.473	27.952	347.2
20	1'54.272	28.142	30.742	27.460	27.928	347.2
21	1'54.117	28.004	30.741	27.442	27.930	349.5
22	1'54.281	27.996	30.734	27.528	28.023	347.2

11th 93 Marc MARQUEZ HONDA SPA
Repsol Honda Team

Runs=1 Total laps=22 Full laps=21 Valid laps=21

Run #	1	Front Tyre	Slick-Hard	Rear Tyre	Slick-Hard	Speed
		New Tyre		New Tyre		
1	1'56.967	30.897	30.920	27.263	27.887	208.8
2	1'54.026	28.179	30.868	27.146	27.833	341.7
3	1'53.610	28.047	30.601	27.205	27.757	350.6
4	1'54.859	28.736	30.756	27.338	28.029	352.9
5	1'54.128	28.221	30.790	27.248	27.869	342.8
6	1'53.886	28.148	30.692	27.170	27.876	348.3
7	1'53.894	28.157	30.666	27.192	27.879	347.2
8	1'54.033	28.116	30.652	27.283	27.982	350.6
9	1'54.313	28.178	30.673	27.290	28.172	349.5
10	1'54.416	28.173	30.861	27.361	28.021	352.9
11	1'54.346	28.149	30.851	27.271	28.075	349.5
12	1'56.132	28.515	31.375	28.164	28.078	347.2
13	1'54.693	28.207	30.831	27.319	28.336	349.5
14	1'54.262	28.108	30.807	27.331	28.016	348.3
15	1'54.356	28.196	30.833	27.354	27.973	347.2
16	1'54.418	28.250	30.781	27.328	28.059	349.5
17	1'54.429	28.095	30.906	27.399	28.029	349.5
18	1'54.446	28.122	30.900	27.472	27.952	348.3
19	1'54.227	28.088	30.852	27.385	27.902	350.6
20	1'54.755	28.215	31.023	27.492	28.025	349.5
21	1'54.046	28.092	30.785	27.335	27.834	351.7
22	1'54.376	28.083	30.730	27.642	27.921	349.5

10th 89 Jorge MARTIN DUCATI SPA
Prima Pramac Racing

Runs=1 Total laps=22 Full laps=21 Valid laps=21

Run #	1	Front Tyre	Slick-Hard	Rear Tyre	Slick-Hard	Speed
		New Tyre		New Tyre		
1	1'57.810	31.280	31.107	27.448	27.975	201.1
2	1'53.970	27.986	30.782	27.281	27.921	349.5

12th 5 Johann ZARCO DUCATI FRA
Prima Pramac Racing

Runs=1 Total laps=22 Full laps=21 Valid laps=21

Run #	1	Front Tyre	Slick-Hard	Rear Tyre	Slick-Hard	Speed
		New Tyre		New Tyre		
1	1'57.385	31.127	31.013	27.291	27.954	206.5
2	1'53.944	28.107	30.817	27.180	27.840	354.0

Fastest Lap: Enea BASTIANINI Ducati Lenovo Team ITA 1'52.978 27.766 30.376 27.167 27.669

These data/results cannot be reproduced, stored and/or transmitted in whole or in part by any manner of electronic, mechanical, photocopying, recording, broadcasting or otherwise now known or herein after developed without the previous express consent by the copyright owner, except for reproduction in daily press and regular printed publications on sale to the public within 60 days of the event related to those data/results and always provided that copyright symbol appears together as follows below.
© DORNA, 2023



Race

MotoGP

Lap	Lap Time	T1	T2	T3	T4	Speed	Lap	Lap Time	T1	T2	T3	T4	Speed
3	1'55.211	28.018	31.948	27.201	28.044	354.0	3	1'55.432	28.330	31.057	28.005	28.040	351.7
4	1'54.030	28.083	30.804	27.307	27.836	351.7	4	1'54.197	28.204	30.535	27.469	27.989	349.5
5	1'53.540	27.864	30.497	27.285	27.894	356.4	5	1'54.494	28.275	30.611	27.583	28.025	351.7
6	1'54.068	28.179	30.644	27.256	27.989	351.7	6	1'54.467	28.259	30.727	27.524	27.957	349.5
7	1'53.846	27.989	30.653	27.271	27.933	356.4	7	1'54.144	28.221	30.580	27.484	27.859	349.5
8	1'54.103	28.090	30.717	27.296	28.000	355.2	8	1'53.714	28.035	30.500	27.294	27.885	350.6
9	1'54.409	27.961	31.186	27.311	27.951	354.0	9	1'54.146	28.212	30.655	27.390	27.889	342.8
10	1'53.913	27.878	30.690	27.299	28.046	355.2	10	1'54.150	28.190	30.591	27.460	27.909	354.0
11	1'54.986	28.192	30.897	27.862	28.035	348.3	11	1'53.721	27.911	30.484	27.419	27.907	349.5
12	1'55.070	28.068	31.207	27.707	28.088	354.0	12	1'54.244	28.006	30.738	27.478	28.022	350.6
13	1'54.304	28.016	30.816	27.348	28.124	355.2	13	1'54.742	28.117	30.993	27.537	28.095	351.7
14	1'54.190	28.022	30.790	27.446	27.932	352.9	14	1'54.306	28.022	30.814	27.489	27.981	354.0
15	1'54.407	28.217	30.932	27.294	27.964	352.9	15	1'54.219	28.058	30.686	27.510	27.965	351.7
16	1'54.296	28.182	30.833	27.291	27.990	351.7	16	1'54.357	28.134	30.710	27.476	28.037	351.7
17	1'54.616	27.985	31.179	27.268	28.184	354.0	17	1'54.590	28.205	30.901	27.492	27.992	352.9
18	1'54.064	27.921	30.746	27.377	28.020	354.0	18	1'54.338	28.048	30.852	27.496	27.942	355.2
19	1'54.592	28.186	30.911	27.429	28.066	354.0	19	1'54.256	28.049	30.772	27.464	27.971	351.7
20	1'55.037	28.523	31.070	27.506	27.938	352.9	20	1'54.396	28.117	30.869	27.459	27.951	349.5
21	1'54.446	28.081	31.199	27.297	27.869	354.0	21	1'54.613	28.084	30.917	27.615	27.997	352.9
22	1'56.628	27.970	30.792	29.935	27.931	356.4	22	1'54.984	28.210	30.899	27.657	28.218	349.5

13th 72 **Marco BEZZECCHI** DUCATI ITA
Mooney VR46 Racing Team
Runs=1 Total laps=22 Full laps=21 Valid laps=21

15th 37 **Augusto FERNANDEZ** KTM SPA
GASGAS Factory Racing Tech3
Runs=1 Total laps=22 Full laps=21 Valid laps=21

Run #	1	Front Tyre	Slick-Hard	Rear Tyre	Slick-Hard	Speed
		New Tyre		New Tyre		
1	1'58.197	31.593	31.133	27.442	28.029	216.8
2	1'54.378	28.200	30.689	27.487	28.002	354.0
3	1'54.162	28.098	30.817	27.189	28.058	352.9
4	1'54.108	28.064	30.747	27.414	27.883	355.2
5	1'54.099	28.115	30.671	27.335	27.978	356.4
6	1'54.202	28.085	30.822	27.285	28.010	354.0
7	1'54.609	28.353	30.755	27.508	27.993	356.4
8	1'55.197	28.100	31.391	27.569	28.137	355.2
9	1'54.769	28.259	30.822	27.629	28.059	352.9
10	1'54.547	28.121	30.762	27.485	28.179	350.6
11	1'54.722	28.105	30.770	27.502	28.345	349.5
12	1'54.433	28.016	30.814	27.510	28.093	351.7
13	1'54.791	28.120	30.963	27.485	28.223	352.9
14	1'54.073	27.919	30.707	27.372	28.075	354.0
15	1'54.323	27.904	30.648	27.605	28.166	351.7
16	1'54.461	28.160	30.630	27.510	28.161	351.7
17	1'54.588	28.108	30.903	27.514	28.063	351.7
18	1'54.217	27.991	30.765	27.425	28.036	352.9
19	1'54.242	28.022	30.659	27.502	28.059	352.9
20	1'54.120	28.040	30.612	27.434	28.034	354.0
21	1'54.141	28.001	30.621	27.443	28.076	352.9
22	1'55.082	27.914	30.782	28.278	28.108	354.0

Run #	1	Front Tyre	Slick-Hard	Rear Tyre	Slick-Hard	Speed
		New Tyre		New Tyre		
1	2'00.384	32.717	31.820	27.535	28.312	192.8
2	1'55.177	28.441	31.182	27.475	28.079	343.9
3	1'54.824	28.205	30.950	27.567	28.102	340.6
4	1'55.001	28.327	30.849	27.799	28.026	345.0
5	1'54.337	28.139	30.640	27.465	28.093	349.5
6	1'53.879	28.096	30.568	27.168	28.047	349.5
7	1'54.133	28.183	30.603	27.457	27.890	347.2
8	1'54.102	28.020	31.047	27.140	27.895	349.5
9	1'54.502	28.343	30.709	27.440	28.010	349.5
10	1'58.398	31.840	31.067	27.562	27.929	350.6
11	1'53.812	27.992	30.692	27.171	27.957	346.1
12	1'53.734	27.959	30.585	27.240	27.950	346.1
13	1'53.977	28.032	30.561	27.307	28.077	349.5
14	1'54.523	28.067	30.774	27.542	28.140	348.3
15	1'54.370	28.211	30.656	27.464	28.039	342.8
16	1'54.207	28.163	30.684	27.391	27.969	346.1
17	1'53.795	28.017	30.711	27.137	27.930	347.2
18	1'54.221	27.957	30.822	27.469	27.973	349.5
19	1'54.447	28.196	30.757	27.454	28.040	342.8
20	1'54.379	28.183	30.746	27.441	28.009	349.5
21	1'54.432	28.225	30.848	27.234	28.125	348.3
22	1'54.475	28.249	30.714	27.345	28.167	348.3

14th 36 **Joan MIR** HONDA SPA
Repsol Honda Team
Runs=1 Total laps=22 Full laps=21 Valid laps=21

16th 21 **Franco MORBIDELLI** YAMAHA ITA
Monster Energy Yamaha MotoGP
Runs=1 Total laps=22 Full laps=21 Valid laps=21

Run #	1	Front Tyre	Slick-Hard	Rear Tyre	Slick-Hard	Speed
		New Tyre		New Tyre		
1	1'59.957	32.370	31.657	27.679	28.251	225.9
2	1'54.860	28.434	30.858	27.541	28.027	347.2

Run #	1	Front Tyre	Slick-Soft	Rear Tyre	Slick-Hard	Speed
		New Tyre		New Tyre		
1	1'58.950	32.180	31.135	27.601	28.034	216.8
2	1'54.682	28.191	30.828	27.509	28.154	347.2

Fastest Lap: Enea BASTIANINI Ducati Lenovo Team ITA **1'52.978** 27.766 30.376 27.167 27.669

These data/results cannot be reproduced, stored and/or transmitted in whole or in part by any manner of electronic, mechanical, photocopying, recording, broadcasting or otherwise now known or herein after developed without the previous express consent by the copyright owner, except for reproduction in daily press and regular printed publications on sale to the public within 60 days of the event related to those data/results and always provided that copyright symbol appears together as follows below.
© DORNA, 2023



Race

MotoGP

Lap	Lap Time	T1	T2	T3	T4	Speed	Lap	Lap Time	T1	T2	T3	T4	Speed
3	1'54.295	28.068	30.764	27.444	28.019	349.5	3	1'54.595	28.187	30.798	27.595	28.015	348.3
4	1'54.482	28.119	30.657	27.504	28.202	350.6	4	1'55.326	28.615	31.050	27.613	28.048	352.9
5	1'54.438	28.090	30.690	27.593	28.065	351.7	5	1'54.253	28.054	30.658	27.516	28.025	351.7
6	1'54.673	28.113	30.635	27.629	28.296	348.3	6	1'54.501	28.361	30.799	27.367	27.974	351.7
7	1'54.415	28.177	30.648	27.385	28.205	350.6	7	1'54.797	28.177	30.883	27.502	28.235	351.7
8	1'54.915	28.115	30.810	27.626	28.364	347.2	8	1'54.961	28.432	30.886	27.489	28.154	350.6
9	1'54.457	28.160	30.620	27.712	27.965	348.3	9	1'54.445	28.040	30.808	27.478	28.119	348.3
10	1'54.220	28.156	30.516	27.493	28.055	347.2	10	1'54.341	28.083	30.623	27.513	28.122	349.5
11	1'54.515	28.220	30.717	27.566	28.012	343.9	11	1'54.574	28.122	30.733	27.520	28.199	350.6
12	1'55.089	28.555	30.673	27.790	28.071	348.3	12	1'54.552	28.072	30.913	27.496	28.071	348.3
13	1'54.428	28.119	30.640	27.622	28.047	349.5	13	1'54.368	28.115	30.612	27.567	28.074	349.5
14	1'54.233	28.053	30.668	27.568	27.944	350.6	14	1'54.511	28.144	30.749	27.507	28.111	349.5
15	1'54.331	28.076	30.606	27.697	27.952	350.6	15	1'54.943	28.147	30.754	27.954	28.088	349.5
16	1'55.248	28.072	31.066	27.969	28.141	350.6	16	1'54.550	28.223	30.779	27.527	28.021	348.3
17	1'55.201	28.582	30.899	27.584	28.136	347.2	17	1'54.527	28.237	30.718	27.530	28.042	351.7
18	1'54.644	28.284	30.793	27.603	27.964	348.3	18	1'55.156	28.212	30.883	27.767	28.294	349.5
19	1'54.374	28.197	30.729	27.535	27.913	348.3	19	1'55.639	28.472	30.966	27.893	28.308	349.5
20	1'54.421	28.286	30.697	27.531	27.907	349.5	20	1'55.486	28.426	31.021	27.770	28.269	348.3
21	1'54.404	28.066	30.653	27.688	27.997	340.6	21	1'54.867	28.297	30.785	27.641	28.144	347.2
22	1'54.713	28.532	30.779	27.480	27.922	349.5	22	1'55.064	28.304	30.864	27.682	28.214	348.3

17th 25 **Raul FERNANDEZ** APRILIA SPA
CryptoDATA RNF MotoGP Team

Runs=1 Total laps=22 Full laps=21 Valid laps=21

Run #	1	Front Tyre	Slick-Hard	Rear Tyre	Slick-Hard	Speed
		New Tyre		New Tyre		
1	1'59.529	32.109	31.537	27.761	28.122	204.1
2	1'54.655	28.147	30.744	27.562	28.202	351.7
3	1'54.077	28.316	30.515	27.278	27.968	349.5
4	1'54.242	27.991	30.671	27.389	28.191	352.9
5	1'54.517	28.434	30.756	27.245	28.082	352.9
6	1'54.764	28.183	30.740	27.372	28.469	342.8
7	1'54.591	28.288	30.872	27.447	27.984	349.5
8	1'54.746	28.194	30.740	27.402	28.410	348.3
9	1'55.153	28.496	31.125	27.368	28.164	340.6
10	1'54.719	28.163	31.139	27.349	28.068	348.3
11	1'54.413	28.140	30.755	27.448	28.070	347.2
12	1'54.032	28.019	30.686	27.349	27.978	346.1
13	1'54.334	28.042	30.758	27.361	28.173	349.5
14	1'54.358	28.034	30.721	27.438	28.165	350.6
15	1'54.408	28.033	30.853	27.396	28.126	348.3
16	1'54.801	28.285	30.824	27.446	28.246	343.9
17	1'54.858	28.441	30.709	27.338	28.370	345.0
18	1'54.860	28.542	30.803	27.371	28.144	347.2
19	1'54.525	28.217	30.768	27.426	28.114	346.1
20	1'54.325	28.206	30.672	27.353	28.094	346.1
21	1'55.227	28.398	31.425	27.371	28.033	346.1
22	1'54.662	27.990	30.926	27.460	28.286	349.5

19th 30 **Takaaki NAKAGAMI** HONDA JPN
LCR Honda IDEMITSU

Runs=1 Total laps=22 Full laps=21 Valid laps=21

Run #	1	Front Tyre	Slick-Hard	Rear Tyre	Slick-Hard	Speed
		New Tyre		New Tyre		
1	2'00.837	32.468	32.291	27.842	28.236	228.3
2	1'55.159	28.411	30.945	27.691	28.112	347.2
3	1'54.868	28.321	30.833	27.548	28.166	351.7
4	1'55.012	28.283	30.918	27.667	28.144	347.2
5	1'54.896	28.367	30.752	27.581	28.196	347.2
6	1'54.720	28.187	30.830	27.560	28.143	346.1
7	1'54.946	28.272	30.854	27.650	28.170	345.0
8	1'54.964	28.559	30.816	27.577	28.012	343.9
9	1'54.421	28.149	30.648	27.627	27.997	343.9
10	1'55.447	28.395	30.875	28.058	28.119	345.0
11	1'54.397	28.217	30.665	27.613	27.902	346.1
12	1'54.522	28.106	30.860	27.541	28.015	345.0
13	1'55.876	28.338	31.205	27.976	28.357	343.9
14	1'55.301	28.185	30.962	27.673	28.481	343.9
15	1'55.861	28.721	31.147	27.886	28.107	342.8
16	1'54.854	28.190	30.812	27.772	28.080	342.8
17	1'54.257	28.030	30.721	27.555	27.951	342.8
18	1'54.930	28.288	30.962	27.683	27.997	342.8
19	1'54.177	28.060	30.692	27.538	27.887	343.9
20	1'54.122	28.070	30.685	27.509	27.858	343.9
21	1'54.121	28.119	30.661	27.400	27.941	343.9
22	1'53.706	28.024	30.494	27.414	27.774	345.0

18th 44 **Pol ESPARGARO** KTM SPA
GASGAS Factory Racing Tech3

Runs=1 Total laps=22 Full laps=21 Valid laps=21

Run #	1	Front Tyre	Slick-Hard	Rear Tyre	Slick-Hard	Speed
		New Tyre		New Tyre		
1	1'59.738	32.244	31.569	27.738	28.187	223.6
2	1'55.654	28.871	31.178	27.580	28.025	350.6

20th 41 **Aleix ESPARGARO** APRILIA SPA
Aprilia Racing

Runs=1 Total laps=6 Full laps=4 Valid laps=4

Run #	1	Front Tyre	Slick-Hard	Rear Tyre	Slick-Hard	Speed
		New Tyre		New Tyre		
1	2'00.155	32.598	31.644	27.592	28.321	217.3
2	1'54.871	28.282	31.132	27.393	28.064	352.9

Fastest Lap: Enea BASTIANINI Ducati Lenovo Team ITA **1'52.978** 27.766 30.376 27.167 27.669

These data/results cannot be reproduced, stored and/or transmitted in whole or in part by any manner of electronic, mechanical, photocopying, recording, broadcasting or otherwise now known or herein after developed without the previous express consent by the copyright owner, except for reproduction in daily press and regular printed publications on sale to the public within 60 days of the event related to those data/results and always provided that copyright symbol appears together as follows below.
© DORNA, 2023



Race

MotoGP

Lap	Lap Time	T1	T2	T3	T4	Speed	Lap	Lap Time	T1	T2	T3	T4	Speed
3	1'54.127	28.203	30.702	27.274	27.948	354.0							
4	1'54.692	28.004	30.798	27.851	28.039	352.9							
5	1'53.864	28.031	30.648	27.302	27.883	348.3							
6	2'00.845 P	28.228	30.621	27.404	34.592	350.6							

21st **27** **Iker LECUONA** HONDA SPA
 LCR Honda CASTROL
 Runs=1 Total laps=0 Full laps=0 Valid laps=0

Run #	1	Front Tyre	Slick-Soft New Tyre	Rear Tyre	Slick-Hard New Tyre
	unfinished		32.562		228.3

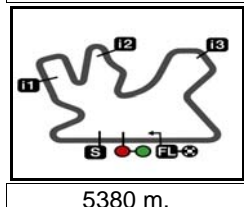
Fastest Lap: Enea BASTIANINI	Ducati Lenovo Team	ITA	1'52.978	27.766	30.376	27.167	27.669
-------------------------------------	--------------------	-----	-----------------	--------	--------	--------	--------

These data/results cannot be reproduced, stored and/or transmitted in whole or in part by any manner of electronic, mechanical, photocopying, recording, broadcasting or otherwise now known or herein after developed without the previous express consent by the copyright owner, except for reproduction in daily press and regular printed publications on sale to the public within 60 days of the event related to those data/results and always provided that copyright symbol appears together as follows below.
 © DORNA, 2023

Official MotoGP Timing by **TISSOT**
 www.motogp.com

Doha, Sunday, November 19, 2023





QATAR AIRWAYS GRAND PRIX OF QATAR

Race

Analysis by Lap

35
Num Lap Time Gap

<u>Lap 1</u>			<u>Lap 4</u>			<u>Lap 7</u>			<u>Lap 10</u>			<u>Lap 13</u>		
1	1'56.277		1	1'53.647		1	1'53.649		1	1'53.591		1	1'53.818	
10	1'56.557	0.280	10	1'53.542	0.326	49	1'53.697	0.424	49	1'53.574	0.195	49	1'53.640	0.217
49	1'56.646	0.369	49	1'53.353	0.394	33	1'53.470	0.910	33	1'53.740	0.796	33	1'54.052	1.499
73	1'56.846	0.569	73	1'53.685	0.532	73	1'53.472	1.383	73	1'53.636	0.994	73	1'53.770	2.026
93	1'56.967	0.690	33	1'53.534	0.766	10	1'53.773	2.052	10	1'53.654	2.207	10	1'53.941	2.405
33	1'57.126	0.849	93	1'54.859	2.373	89	1'53.884	3.492	5	1'53.913	5.796	12	1'53.448	4.886
5	1'57.385	1.108	89	1'53.693	2.480	93	1'53.894	3.589	20	1'53.893	5.944	20	1'54.025	7.520
89	1'57.810	1.533	12	1'53.748	2.751	12	1'53.821	3.689	12	1'54.409	5.338	43	1'54.020	8.418
12	1'57.965	1.688	5	1'54.030	3.481	5	1'53.846	4.243	89	1'54.478	5.258	89	1'54.597	8.891
72	1'58.197	1.920	72	1'54.108	3.756	20	1'53.660	5.091	12	1'54.409	5.338	5	1'54.304	9.175
20	1'58.537	2.260	20	1'54.051	3.988	72	1'54.609	5.974	93	1'54.416	5.479	93	1'54.693	9.669
43	1'58.794	2.517	43	1'53.949	4.525	43	1'54.130	6.085	5	1'53.913	5.796	23	1'54.107	10.717
21	1'58.950	2.673	21	1'54.482	5.320	21	1'54.415	8.154	20	1'53.893	5.944	72	1'54.791	12.580
23	1'59.332	3.055	25	1'54.242	5.414	23	1'54.256	8.249	43	1'53.826	6.783	36	1'54.742	12.634
25	1'59.529	3.252	23	1'54.091	5.710	25	1'54.591	8.594	72	1'54.547	9.615	21	1'54.428	13.925
44	1'59.738	3.461	41	1'54.692	6.756	36	1'54.144	9.770	23	1'53.714	10.145	25	1'54.334	14.138
36	1'59.957	3.680	36	1'54.197	7.357	37	1'54.133	9.954	21	1'54.220	10.874	44	1'54.368	16.471
41	2'00.155	3.878	44	1'55.326	8.224	44	1'54.797	11.083	36	1'54.150	10.908	37	1'53.977	16.626
37	2'00.384	4.107	37	1'55.001	8.297	44	1'54.946	12.657	44	1'54.341	13.958	30	1'55.447	16.617
30	2'00.837	4.560	30	1'55.012	8.787				37	1'58.398	16.084			
<u>Lap 2</u>			<u>Lap 5</u>			<u>Lap 8</u>			<u>Lap 11</u>			<u>Lap 14</u>		
1	1'53.468		1	1'53.501		1	1'53.550		1	1'53.628		1	1'53.606	
10	1'53.734	0.546	49	1'53.676	0.569	49	1'53.374	0.248	49	1'53.760	0.327	49	1'53.575	0.186
73	1'53.570	0.671	73	1'54.085	1.116	33	1'53.471	0.831	33	1'53.683	0.851	33	1'54.809	2.702
49	1'53.963	0.864	33	1'53.914	1.179	73	1'53.369	1.202	73	1'54.235	1.601	73	1'54.395	2.815
33	1'53.611	0.992	10	1'54.541	1.366	10	1'53.539	2.041	10	1'53.584	2.163	10	1'54.225	3.024
93	1'54.026	1.248	89	1'53.815	2.794	89	1'54.020	3.962	73	1'53.584	2.163	12	1'53.318	4.598
5	1'53.944	1.584	93	1'54.128	3.000	93	1'54.033	4.072	5	1'54.986	7.154	20	1'53.654	7.568
89	1'53.970	2.035	12	1'54.110	3.360	12	1'54.090	4.229	43	1'54.263	7.418	43	1'53.827	8.639
12	1'53.942	2.162	5	1'53.540	3.520	5	1'54.103	4.796	23	1'53.881	10.398	89	1'54.443	9.728
72	1'54.378	2.830	72	1'54.099	4.354	20	1'53.791	5.332	23	1'53.881	10.398	5	1'54.190	9.759
20	1'54.312	3.104	20	1'54.398	4.885	10	1'53.539	2.041	20	1'54.420	6.736	93	1'54.262	10.325
43	1'54.544	3.593	43	1'54.155	5.179	89	1'54.020	3.962	5	1'54.986	7.154	23	1'53.285	10.396
21	1'54.682	3.887	21	1'54.438	6.257	93	1'54.033	4.072	43	1'54.263	7.418	72	1'54.073	13.047
25	1'54.655	4.439	25	1'54.517	6.430	12	1'54.090	4.229	89	1'55.039	6.669	36	1'54.306	13.334
23	1'54.964	4.551	23	1'54.438	6.647	5	1'54.103	4.796	20	1'54.420	6.736	21	1'54.233	14.552
36	1'54.860	5.072	41	1'53.864	7.119	20	1'53.791	5.332	5	1'54.986	7.154	25	1'54.358	14.890
41	1'54.871	5.281	36	1'54.494	8.350	43	1'54.026	6.561	43	1'54.263	7.418	44	1'54.511	17.376
44	1'55.654	5.647	44	1'54.253	8.976	72	1'55.197	7.621	20	1'54.420	6.736	37	1'54.523	17.543
37	1'55.177	5.816	37	1'54.337	9.133	21	1'54.915	9.519	5	1'54.986	7.154	30	1'55.301	22.126
30	1'55.159	6.251	30	1'54.896	10.182	23	1'55.035	9.734	43	1'54.263	7.418			
<u>Lap 3</u>			<u>Lap 6</u>			<u>Lap 9</u>			<u>Lap 12</u>					
1	1'53.697		1	1'53.542		1	1'53.731		1	1'53.535				
10	1'53.582	0.431	49	1'53.349	0.376	49	1'53.695	0.212						
73	1'53.520	0.494	33	1'53.452	1.089	33	1'53.547	0.647						
49	1'53.521	0.688	73	1'53.986	1.560	73	1'53.478	0.949						
33	1'53.584	0.879	10	1'54.104	1.928									
93	1'53.610	1.161	89	1'54.005	3.257									
89	1'54.096	2.434	93	1'53.886	3.344									
12	1'54.185	2.650	12	1'53.699	3.517									
5	1'55.211	3.098												
72	1'54.162	3.295												
20	1'54.177	3.584												
43	1'54.327	4.223												
21	1'54.295	4.485												
25	1'54.077	4.819												

 Lapped rider

These data/results cannot be reproduced, stored and/or transmitted in whole or in part by any manner of electronic, mechanical, photocopying, recording, broadcasting or otherwise now known or herein after developed without the previous express consent by the copyright owner, except for reproduction in daily press and regular printed publications on sale to the public within 60 days of the event related to those data/results and always provided that copyright symbol appears together as follows below.

© DORNA, 2023

Official MotoGP Timing by TISSOT

www.motogp.com

Doha, Sunday, November 19, 2023

Page 1 of 2



Num Lap Time Gap

Lap 15		
1	1'53.497	
49	1'53.485	0.174
33	1'54.714	3.919
73	1'54.784	4.102
10	1'54.778	4.305
12	1'53.560	4.661
20	1'53.689	7.760
43	1'54.165	9.307
89	1'54.296	10.527
5	1'54.407	10.669
93	1'54.356	11.184
23	1'54.374	11.273
72	1'54.323	13.873
36	1'54.219	14.056
21	1'54.331	15.386
25	1'54.408	15.801
37	1'54.370	18.416
44	1'54.943	18.822
30	1'55.861	24.490

Lap 16		
1	1'53.543	
49	1'53.515	0.146
33	1'54.459	4.835
10	1'54.450	5.212
73	1'54.820	5.379
12	1'54.474	5.592
20	1'53.788	8.005
43	1'53.942	9.706
89	1'54.136	11.120
5	1'54.296	11.422
23	1'53.850	11.580
93	1'54.418	12.059
72	1'54.461	14.791
36	1'54.357	14.870
25	1'54.801	17.059
21	1'55.248	17.091
37	1'54.207	19.080
44	1'54.550	19.829
30	1'54.854	25.801

Lap 17		
1	1'53.715	
49	1'53.768	0.199
10	1'53.794	5.291
73	1'54.336	6.000
33	1'55.044	6.164
12	1'54.321	6.198
20	1'53.824	8.114
43	1'54.200	10.191
89	1'54.293	11.698
23	1'53.901	11.766
5	1'54.616	12.323
93	1'54.429	12.773
72	1'54.588	15.664
36	1'54.590	15.745
25	1'54.858	18.202
21	1'55.201	18.577
37	1'53.795	19.160
44	1'54.527	20.641
30	1'54.257	26.343

Lap 18		
1	1'53.350	
49	1'53.312	0.161
10	1'53.669	5.610
12	1'53.827	6.675
73	1'54.480	7.130

33	1'54.399	7.213
20	1'53.660	8.424
43	1'54.169	11.010
23	1'53.341	11.757
89	1'54.584	12.932
5	1'54.064	13.037
93	1'54.446	13.869
72	1'54.217	16.531
36	1'54.338	16.733
25	1'54.860	19.712
21	1'54.644	19.871
37	1'54.221	20.031
44	1'55.156	22.447
30	1'54.930	27.923

Lap 19		
49	1'53.675	
1	1'54.029	0.193
10	1'53.731	5.505
12	1'53.507	6.346
33	1'53.959	7.336
73	1'54.425	7.719
20	1'53.575	8.163
43	1'54.138	11.312
23	1'53.433	11.354
89	1'54.367	13.463
5	1'54.592	13.793
93	1'54.227	14.260
72	1'54.242	16.937
36	1'54.256	17.153
25	1'54.525	20.401
21	1'54.374	20.409
37	1'54.447	20.642
44	1'55.639	24.250
30	1'54.177	28.264

Lap 20		
49	1'53.675	
1	1'56.533	3.051
10	1'53.486	5.316
12	1'53.563	6.234
33	1'53.720	7.381
73	1'54.153	8.197
20	1'53.888	8.376
23	1'53.374	11.053
43	1'54.272	11.909
89	1'54.800	14.588
5	1'55.037	15.155
93	1'54.755	15.340
72	1'54.120	17.382
36	1'54.396	17.874
25	1'54.325	21.051
21	1'54.421	21.155
37	1'54.379	21.346
44	1'55.486	26.061
30	1'54.122	28.711

Lap 21		
49	1'54.025	
1	1'54.337	3.363
10	1'53.683	4.974
12	1'53.368	5.577
33	1'54.153	7.509
73	1'54.138	8.310
20	1'54.027	8.378
23	1'53.006	10.034
43	1'54.117	12.001
89	1'54.661	15.224
93	1'54.046	15.361
5	1'54.446	15.576

72	1'54.141	17.498
36	1'54.613	18.462
21	1'54.404	21.534
37	1'54.432	21.753
25	1'55.227	22.253
44	1'54.867	26.903
30	1'54.121	28.807

Lap 22		
49	1'54.773	
1	1'54.144	2.734
10	1'54.207	4.408
12	1'53.684	4.488
33	1'54.510	7.246
73	1'54.083	7.620
20	1'54.223	7.828
23	1'52.978	8.239
43	1'54.281	11.509
89	1'54.368	14.819
93	1'54.376	14.964
5	1'56.628	17.431
72	1'55.082	17.807
36	1'54.984	18.673
37	1'54.475	21.455
21	1'54.713	21.474
25	1'54.662	22.142
44	1'55.064	27.194
30	1'53.706	27.740

Lapped rider

These data/results cannot be reproduced, stored and/or transmitted in whole or in part by any manner of electronic, mechanical, photocopying, recording, broadcasting or otherwise now known or herein after developed without the previous express consent by the copyright owner, except for reproduction in daily press and regular printed publications on sale to the public within 60 days of the event related to those data/results and always provided that copyright symbol appears together as follows below.

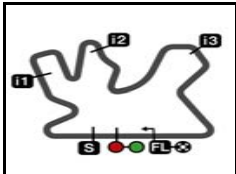
© DORNA, 2023

Official MotoGP Timing by TISSOT
www.motogp.com

Doha, Sunday, November 19, 2023

Page 2 of 2





5380 m.

QATAR AIRWAYS GRAND PRIX OF QATAR

MotoGP™

2023 Rookie of the Year Classification

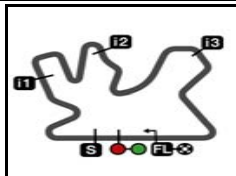
36

Rider	Points	Leader	Prev	POR	ARG	AME	SPA	FRA	ITA	GER	NED	GBR	AUT	CAT	RSM	IND	JPN	INA	AUS	THA	MAL	QAT	VAL
1 FERNANDEZ Augusto [SPA]	71			3	5	6	3	13	1	5	6	7	2	7	-	-	9	-	-	-	2	2	
				- 3	- 5	- 6	- 3	- 13	- 1	- 5	- 6	2 5	- 2	- 7	- -	- -	- 9	- -	- -	- -	- 2	1 1	1

These data/results cannot be reproduced, stored and/or transmitted in whole or in part by any manner of electronic, mechanical, photocopying, recording, broadcasting or otherwise now known or herein after developed without the previous express consent by the copyright owner, except for reproduction in daily press and regular printed publications on sale to the public within 60 days of the event related to those data/results and always provided that copyright symbol appears together as follows below.

© DORNA, 2023





5380 m.

QATAR AIRWAYS GRAND PRIX OF QATAR

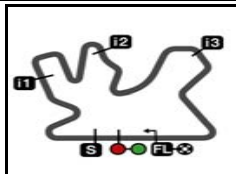
2023 Independent Team Classification

36

Rider	Points	Leader	Prev	POR	ARG	AME	SPA	FRA	ITA	GER	NED	GBR	AUT	CAT	RSM	IND	JPN	INA	AUS	THA	MAL	QAT	VAL
1 MARTIN Jorge [SPA]	416			9 9 -	13 2 11	7 7 -	19 6 13	32 12 20	27 7 20	37 12 25	15 4 11	14 4 10	16 7 9	21 5 16	37 12 25	32 12 20	37 12 25	12 12 -	11 - 11	37 12 25	22 9 13	18 12 6	
2 BEZZECCHI Marco [ITA]	326	90	90	16 - 16	34 9 25	14 4 10	1 1 -	28 3 25	17 9 8	16 3 13	32 12 20	9 9 -	16 - 16	6 2 4	29 9 20	30 5 25	17 4 13	18 7 11	10 - 10	17 4 13	13 3 10	3 - 3	
3 ZARCO Johann [FRA]	204	212	122	15 2 13	20 - 20	9 - 9	2 2 -	20 4 16	22 6 16	21 5 16	- - -	13 6 7	3 - 3	16 3 13	6 - 6	10 - 10	5 5 -	- - -	25 - 25	7 1 6	6 2 4	4 - 4	
4 MARINI Luca [ITA]	194	222	10	- - -	15 7 8	23 3 20	10 - 10	6 6 -	18 5 13	17 6 11	9 - 9	9 - 9	13 - 13	5 - 5	10 3 7	- - -	- - -	9 9 -	4 - 4	16 7 9	7 1 6	23 7 16	
5 MARQUEZ Alex [SPA]	165	251	29	12 1 11	21 5 16	- - -	8 - 8	- - -	- - -	11 2 9	11 1 10	12 12 -	17 6 11	10 - 10	6 1 5	- - -	- - -	- - -	7 - 7	2 2 -	32 12 20	16 6 10	
6 DI GIANNANTONIO Fabio [ITA]	134	282	31	- - -	6 - 6	7 - 7	4 - 4	8 - 8	2 - 2	7 - 7	- - -	3 - 3	- - -	6 - 6	- - -	- - -	10 2 8	17 4 13	16 - 16	7 - 7	7 - 7	34 9 25	
7 OLIVEIRA Miguel [POR]	76	340	58	3 3 -	- - -	13 2 11	5 5 -	- - -	- - -	6 - 6	- - -	13 - 13	- - -	15 4 11	10 - 10	4 - 4	- - -	4 - 4	3 - 3	- - -	- - -	- - -	
8 FERNANDEZ Augusto [SPA]	71	345	5	3 - 3	5 - 5	6 - 6	3 - 3	13 - 13	1 - 1	5 - 5	6 - 6	7 2 5	2 - 2	7 - 7	- - -	- - -	9 - 9	- - -	- - -	- - -	2 - 2	2 1 1	
9 RINS Alex [SPA]	54	362	17	6 - 6	7 - 7	34 9 25	- - -	- - -	- - -	- - -	- - -	- - -	- - -	- - -	- - -	- - -	- - -	7 - 7	- - -	- - -	- - -	- - -	
10 NAKAGAMI Takaaki [JPN]	52	364	2	4 - 4	3 - 3	- - -	7 - 7	7 - 7	3 - 3	2 - 2	8 - 8	- - -	- - -	1 - 1	- - -	5 - 5	5 - 5	5 - 5	- - -	2 - 2	- - -	- - -	
11 FERNANDEZ Raul [SPA]	40	376	12	- - -	2 - 2	- - -	1 - 1	- - -	- - -	1 - 1	4 - 4	6 - 6	- - -	- - -	8 - 8	7 1 6	7 - 7	3 - 3	- - -	1 - 1	- - -	- - -	
12 ESPARGARO Pol [SPA]	13	403	27	- - -	- - -	- - -	- - -	- - -	- - -	- - -	- - -	4 - 4	4 4 -	- - -	- - -	3 - 3	1 - 1	- - -	- - -	- - -	1 - 1	- - -	
13 FOLGER Jonas [GER]	9	407	4	- - -	- - -	4 - 4	- - -	3 - 3	- - -	- - -	2 - 2	- - -	- - -	- - -	- - -	- - -	- - -	- - -	- - -	- - -	- - -	- - -	

These data/results cannot be reproduced, stored and/or transmitted in whole or in part by any manner of electronic, mechanical, photocopying, recording, broadcasting or otherwise now known or herein after developed without the previous express consent by the copyright owner, except for reproduction in daily press and regular printed publications on sale to the public within 60 days of the event related to those data/results and always provided that copyright symbol appears together as follows below.
© DORNA, 2023





5380 m.

QATAR AIRWAYS GRAND PRIX OF QATAR

MotoGP™

2023 Independent Team Classification

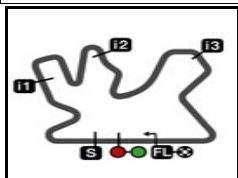
36

Rider	Points	Leader	Prev	POR	ARG	AME	SPA	FRA	ITA	GER	NED	GBR	AUT	CAT	RSM	IND	JPN	INA	AUS	THA	MAL	QAT	VAL	
14 BRADL Stefan [GER]	6	410	3	-	-	-	-	-	-	-	3	-	-	-	-	1	2	-	-	-	-	-	-	-
				-	-	-	-	-	-	-	3	-	-	-	-	1	2	-	-	-	-	-	-	-
15 SAVADORI Lorenzo [ITA]	4	412	2	-	-	-	-	4	-	-	-	-	-	-	-	-	-	-	-	-	-	-	-	-
				-	-	-	-	4	-	-	-	-	-	-	-	-	-	-	-	-	-	-	-	-

Team	Points	Leader	Previous	POR	ARG	AME	SPA	FRA	ITA	GER	NED	GBR	AUT	CAT	RSM	IND	JPN	INA	AUS	THA	MAL	QAT	VAL
1 PRIMA PRAMAC RACING	620			24	33	16	21	52	49	58	15	27	19	37	43	42	42	12	36	44	28	22	
2 MOONEY VR46 RACING TEAM	520	100	100	16	49	37	11	34	35	33	41	18	29	11	39	30	17	27	14	33	20	26	
3 GRESINI RACING MOTOGP	299	321	221	12	27	7	12	8	2	18	11	15	17	16	6	-	10	17	23	9	39	50	
4 CRYPTODATA RNF MOTOGP TEAM	120	500	179	3	2	13	6	4	-	7	4	19	-	15	18	11	7	7	3	1	-	-	
5 LCR HONDA	112	508	8	10	10	34	7	7	3	2	11	-	-	1	-	6	7	12	-	2	-	-	
6 GASGAS FACTORY RACING TECH3	93	527	19	3	5	10	3	16	1	5	8	11	6	7	-	3	10	-	-	-	3	2	

These data/results cannot be reproduced, stored and/or transmitted in whole or in part by any manner of electronic, mechanical, photocopying, recording, broadcasting or otherwise now known or herein after developed without the previous express consent by the copyright owner, except for reproduction in daily press and regular printed publications on sale to the public within 60 days of the event related to those data/results and always provided that copyright symbol appears together as follows below.
© DORNA, 2023





5380 m.

After the **QATAR AIRWAYS GRAND PRIX OF QATAR**

2023 Riders Performance

(Qualifying Position / Sprint Starting Position - Sprint Position / Race Starting Position - Race Position)

37

Rider	Points	POR	ARG	AME	SPA	FRA	ITA	GER	NED	GBR	AUT	CAT	RSM	IND	JPN	INA	AUS	THA	MAL	QAT	VAL
1 BAGNAIA Francesco	437	2	3	1	5	1	1	1	2	4	1	1	3	3	2	13	3	6	1	4	
		2-1	3-6	1-1	5-2	1-3	1-1	1-2	2-2	4-14	1-1	1-2	3-3	3-2	2-3	13-8	-	6-7	1-3	4-5	
		2-1	3-16	1-NC	5-1	1-NC	1-1	1-2	2-1	4-2	1-1	-	3-3	3-NC	2-2	13-1	3-2	6-2	1-3	4-2	
2 MARTIN Jorge	416	3	8	12	3	5	6	6	10	7	12	5	1	2	1	6	1	1	2	5	
		3-2	8-8	12-3	3-4	5-1	6-3	6-1	10-6	7-6	12-3	5-5	1-1	2-1	1-1	6-1	-	1-1	2-2	5-1	
		3-NC	8-5	12-NL	3-4	5-2	5-2	6-1	10-5	7-6	12-7	5-3	1-1	2-2	1-1	6-NC	1-5	1-1	2-4	5-10	
3 BEZZECCHI Marco	326	8	2	5	13	7	7	5	1	1	7	10	2	1	4	9	10	4	6	13	
		8-NC	2-2	5-6	13-9	7-7	7-2	5-7	1-1	1-2	7-NC	10-8	2-2	1-5	4-6	9-3	-	4-6	6-7	13-13	
		7-3	2-1	5-6	13-NC	7-1	7-8	5-4	1-2	1-NC	7-3	10-12	2-2	1-1	4-4	9-5	10-6	4-4	6-6	12-13	
4 BINDER Brad	268	15	15	11	4	10	11	9	5	10	3	9	7	14	5	5	2	5	7	11	
		15-12	15-1	11-5	4-1	10-2	11-11	9-6	5-5	10-9	3-2	9-4	7-5	13-4	5-2	5-19	-	5-2	7-5	11-7	
		14-6	15-17	11-13	4-2	10-6	10-5	8-NC	5-4	10-3	3-2	9-NC	7-14	12-4	5-NC	5-6	2-4	5-3	7-NC	10-5	
5 ZARCO Johann	204	10	6	9	8	9	9	4	8	9	10	6	16	7	10	14	5	11	12	6	
		10-8	6-13	9-11	8-8	9-6	9-4	4-5	8-13	9-4	10-NC	6-7	16-14	7-NC	10-5	14-12	-	11-9	12-8	6-10	
		9-4	6-2	9-7	8-NC	9-3	9-3	4-3	8-NC	9-9	10-13	6-4	16-10	6-6	10-NC	14-NC	5-1	11-10	12-12	6-12	
6 ESPARGARO Aleix	198	12	9	6	1	11	8	10	6	12	11	2	6	10	9	3	4	3	13	10	
		12-6	9-NC	6-4	1-NC	11-8	8-8	10-9	6-4	12-5	11-7	2-1	6-8	10-NC	9-NC	3-NC	-	3-5	13-12	10-NC	
		11-9	9-15	6-NL	1-5	11-5	8-6	9-16	6-3	12-1	11-9	2-1	6-12	9-NC	9-5	3-10	4-8	3-8	13-NC	16-NC	
7 MARINI Luca	194	9	7	3	9	3	4	2	3	6	6	18	8	4	-	1	18	2	5	1	
		9-NC	7-3	3-7	9-10	3-4	4-5	2-4	3-10	6-11	6-NC	18-12	8-7	4-NL	-	1-2	-	2-3	5-9	1-3	
		8-NC	7-8	3-2	9-6	3-NC	3-4	2-5	3-7	6-7	6-4	18-11	8-9	-	-	1-NC	18-12	2-7	5-10	1-3	
8 VIÑALES Maverick	192	7	5	8	10	6	13	13	7	8	2	4	4	9	8	2	9	9	9	8	
		7-5	5-7	8-10	10-7	6-9	13-13	13-NC	7-7	8-3	2-8	4-3	4-6	9-8	8-9	2-4	-	9-18	9-10	8-6	
		6-2	5-12	8-4	10-NC	6-NC	12-12	12-NC	7-NC	8-5	2-6	4-2	4-5	8-8	8-19	2-2	9-11	9-NC	9-11	8-4	
9 QUARTARARO Fabio	167	11	10	7	16	13	15	12	4	22	9	17	13	8	14	4	17	10	8	14	
		11-10	10-9	7-19	16-12	13-NC	15-10	12-13	4-3	22-21	9-15	17-18	13-13	8-6	14-15	4-5	-	10-11	8-16	14-8	
		10-8	10-7	7-3	16-10	13-7	14-11	11-13	4-NC	22-15	9-8	17-7	13-13	7-3	14-10	4-3	16-14	10-5	8-5	13-7	

NC=Not classified NL=Not finished first lap NP=Not started race re-start N2=Not finished first lap race re-start EX=Excluded NS=Not Started DS=Disqualified

These data/results cannot be reproduced, stored and/or transmitted in whole or in part by any manner of electronic, mechanical, photocopying, recording, broadcasting or otherwise now known or herein after developed without the previous express consent by the copyright owner, except for reproduction in daily press and regular printed publications on sale to the public within 60 days of the event related to those data/results and always provided that copyright symbol appears together as follows below.
© DORNA, 2023



Rider	Points	POR	ARG	AME	SPA	FRA	ITA	GER	NED	GBR	AUT	CAT	RSM	IND	JPN	INA	AUS	THA	MAL	QAT	VAL	
10 MARQUEZ Alex	165	13	1	4	12	8	3	8	9	3	5	7	11	12	-	-	13	7	4	3		
		13-9	1-5	4-NC	12-NC	8-15	3-NL	8-8	9-9	3-1	5-4	7-10	11-9	-	-	-	-	7-8	4-1	3-4		
		12-5	1-3	4-NL	12-8	8-NC	6-NC	7-7	9-6	3-NC	5-5	7-6	11-11	-	-	-	13-9	7-NC	4-2	3-6		
11 MILLER Jack	163	5	16	10	2	4	5	3	12	2	4	13	18	16	3	10	8	15	10	16		
		5-4	16-10	10-9	2-3	4-NC	5-6	3-3	12-11	2-7	4-5	13-16	18-15	15-7	3-4	10-9	-	15-10	10-6	16-12		
		5-7	16-6	10-NC	2-3	4-NC	4-7	3-6	12-NC	2-8	4-15	12-8	18-NC	14-14	3-6	10-7	8-7	15-16	10-8	15-9		
12 DI GIANNANTONIO Fabio	134	21	14	16	15	15	19	14	13	18	20	8	21	13	6	7	6	13	11	2		
		21-16	14-12	16-17	15-11	15-12	19-14	14-12	13-NC	18-12	20-11	8-13	21-17	12-10	6-8	7-6	-	13-NC	11-13	2-2		
		20-NC	14-10	16-9	15-12	15-8	18-14	13-9	13-NC	18-13	20-17	8-10	21-17	11-NC	6-8	7-4	6-3	13-9	11-9	2-1		
13 MORBIDELLI Franco	93	17	4	14	14	17	14	17	15	11	15	16	19	17	17	15	20	18	15	18		
		17-14	4-4	14-14	14-16	17-13	14-16	17-15	15-15	11-15	15-9	16-15	19-18	16-15	17-16	15-15	-	18-15	15-11	18-15		
		16-14	4-4	14-8	14-11	17-10	13-10	16-12	15-9	11-14	14-11	16-14	19-15	15-7	17-17	15-14	20-17	18-11	15-7	17-16		
14 MARQUEZ Marc	89	1	-	-	-	2	2	7	17	14	18	12	9	6	7	8	7	8	20	7		
		1-3	-	-	-	2-5	2-7	7-11	17-17	14-18	18-10	12-11	9-10	6-3	7-7	8-NL	-	8-4	20-21	7-11		
		1-NC	-	-	-	2-NC	2-NC	-	-	14-NC	18-12	11-13	9-7	5-9	7-3	8-NC	7-15	8-6	20-13	7-11		
15 BASTIANINI Enea	84	6	-	-	24	-	12	11	18	13	14	11	-	-	-	11	12	21	3	15		
		6-NC	-	-	-	-	12-9	11-10	18-8	13-13	14-13	11-9	-	-	-	11-7	-	21-13	3-4	15-20		
		-	-	-	-	-	11-9	10-8	17-NC	13-NC	13-10	-	-	-	-	11-8	12-10	21-13	3-1	14-8		
16 OLIVEIRA Miguel	76	4	-	15	7	-	18	16	11	16	8	3	10	19	16	12	19	20	19	17		
		4-7	-	15-8	7-5	-	18-12	16-16	11-19	16-10	8-NL	3-6	10-12	18-12	16-14	12-10	-	20-17	19-18	17-NL		
		4-NC	-	15-5	-	-	17-NC	15-10	11-NC	16-4	8-NC	3-5	10-6	17-12	16-18	12-12	19-13	20-NC	19-NC	-		
17 FERNANDEZ Augusto	71	19	17	20	21	12	21	15	21	5	22	19	17	18	13	18	14	12	14	12		
		19-NL	17-16	20-16	21-17	12-NC	21-20	15-14	21-14	5-8	22-17	19-17	17-19	17-11	13-12	18-13	-	12-NC	14-14	12-9		
		18-13	17-11	20-10	21-13	12-4	20-15	14-11	20-10	5-11	22-14	19-9	17-16	16-NC	13-7	18-NC	17-NC	12-17	14-14	11-15		
18 RINS Alex	54	16	12	2	18	18	10	-	-	-	-	-	-	-	-	21	-	-	-	-		
		16-13	12-15	2-2	18-13	18-11	10-NC	-	-	-	-	-	-	-	-	-	21-18	-	-	-	-	
		15-10	12-9	2-1	18-NC	18-NC	-	-	-	-	-	-	-	-	-	-	21-9	-	-	-	-	
19 NAKAGAMI Takaaki	52	18	11	17	11	14	16	18	14	21	19	21	20	15	18	20	21	16	21	22		
		18-15	11-11	17-13	11-NC	14-10	16-17	18-17	14-12	21-20	19-NC	21-20	20-21	14-13	18-17	20-11	-	16-19	21-19	22-18		
		17-12	11-13	17-NC	11-9	14-9	15-13	17-14	14-8	21-16	19-18	21-15	20-19	13-11	18-11	20-11	21-19	16-14	21-18	20-19		
20 FERNANDEZ Raul	40	20	13	19	17	-	20	19	16	20	17	15	12	11	11	17	15	14	18	9		
		20-11	13-14	19-15	17-14	-	20-19	19-18	16-18	20-19	17-14	15-14	12-11	11-9	11-10	17-14	-	14-14	18-17	9-14		
		19-NC	13-14	19-NC	17-15	-	19-17	18-15	16-12	20-10	17-NC	15-NC	12-8	10-10	11-9	17-13	14-16	14-15	18-NC	9-17		

NC=Not classified NL=Not finished first lap NP=Not started race re-start N2=Not finished first lap race re-start EX=Excluded NS=Not Started DS=Disqualified

These data/results cannot be reproduced, stored and/or transmitted in whole or in part by any manner of electronic, mechanical, photocopying, recording, broadcasting or otherwise now known or herein after developed without the previous express consent by the copyright owner, except for reproduction in daily press and regular printed publications on sale to the public within 60 days of the event related to those data/results and always provided that copyright symbol appears together as follows below.
© DORNA, 2023

Official MotoGP Timing by TISSOT
www.motogp.com



Rider	Points	POR	ARG	AME	SPA	FRA	ITA	GER	NED	GBR	AUT	CAT	RSM	IND	JPN	INA	AUS	THA	MAL	QAT	VAL	
21 PEDROSA Dani	32	-	-	-	6	-	-	-	-	-	-	-	5	-	-	-	-	-	-	-	-	
		-	-	-	6-6	-	-	-	-	-	-	-	-	5-4	-	-	-	-	-	-	-	-
		-	-	-	6-7	-	-	-	-	-	-	-	-	5-4	-	-	-	-	-	-	-	-
22 MIR Joan	26	14	18	13	20	16	-	-	-	19	16	20	22	5	15	19	16	19	16	20		
		14-NL	18-NL	13-12	20-NC	16-14	-	-	-	19-17	16-12	20-21	22-23	5-NC	15-13	19-16	-	19-12	16-23	20-19		
		13-11	-	13-NC	20-NC	16-NC	-	-	-	19-NC	15-NC	20-17	22-NC	4-5	15-12	19-NC	15-NC	19-12	16-NC	19-14		
23 ESPARGARO Pol	13	22	-	-	-	-	-	-	-	15	13	14	23	20	12	16	11	17	17	19		
		-	-	-	-	-	-	-	-	15-16	13-6	14-NC	23-16	19-NL	12-11	16-17	-	17-16	17-15	19-16		
		-	-	-	-	-	-	-	-	15-12	16-16	13-NC	23-NC	18-13	12-15	16-NC	11-18	17-18	17-15	18-18		
24 SAVADORI Lorenzo	9	-	-	-	-	20	22	-	19	-	23	-	-	-	-	-	-	-	-	-		
		-	-	-	-	20-17	22-18	-	19-16	-	23-NC	-	-	-	-	-	-	-	-	-	-	
		-	-	-	-	20-12	21-18	-	18-11	-	23-19	-	-	-	-	-	-	-	-	-	-	
25 FOLGER Jonas	9	-	-	22	22	21	23	20	23	-	-	-	-	-	-	-	-	-	-	-		
		-	-	22-20	22-19	21-NC	23-21	20-NC	23-21	-	-	-	-	-	-	-	-	-	-	-	-	
		-	-	22-12	22-17	21-13	22-19	19-17	22-14	-	-	-	-	-	-	-	-	-	-	-	-	
26 BRADL Stefan	8	-	-	21	19	-	-	-	20	-	-	-	15	21	20	-	-	-	-	-		
		-	-	21-18	19-15	-	-	-	20-22	-	-	-	15-22	20-NL	20-20	-	-	-	-	-	-	
		-	-	21-NC	19-14	-	-	-	19-13	-	-	-	15-18	19-15	20-14	-	-	-	-	-	-	
27 PIRRO Michele	5	-	-	18	-	-	17	-	-	-	-	-	14	22	21	-	-	-	-	-		
		-	-	18-NC	-	-	17-15	-	-	-	-	-	14-20	21-14	21-19	-	-	-	-	-	-	
		-	-	18-11	-	-	16-16	-	-	-	-	-	14-NC	20-16	21-16	-	-	-	-	-	-	
28 PETRUCCI Danilo	5	-	-	-	-	19	-	-	-	-	-	-	-	-	-	-	-	-	-	-		
		-	-	-	-	19-16	-	-	-	-	-	-	-	-	-	-	-	-	-	-	-	
		-	-	-	-	19-11	-	-	-	-	-	-	-	-	-	-	-	-	-	-	-	
29 CRUTCHLOW Cal	3	-	-	-	-	-	-	-	-	-	-	-	-	-	19	-	-	-	-	-		
		-	-	-	-	-	-	-	-	-	-	-	-	-	19-18	-	-	-	-	-		
		-	-	-	-	-	-	-	-	-	-	-	-	-	19-13	-	-	-	-	-		
30 LECUONA Iker	0	-	-	-	23	-	-	-	22	17	21	22	-	-	-	-	-	-	23	21		
		-	-	-	23-18	-	-	-	22-20	17-22	21-16	22-19	-	-	-	-	-	-	23-20	21-17		
		-	-	-	23-16	-	-	-	21-NC	17-17	21-20	22-16	-	-	-	-	-	-	23-16	21-NL		
31 BAUTISTA Alvaro	0	-	-	-	-	-	-	-	-	-	-	-	-	-	-	-	-	-	22	-		
		-	-	-	-	-	-	-	-	-	-	-	-	-	-	-	-	-	22-22	-		
		-	-	-	-	-	-	-	-	-	-	-	-	-	-	-	-	-	22-17	-		

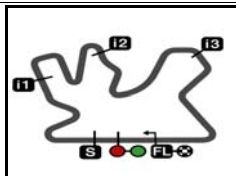
NC=Not classified NL=Not finished first lap NP=Not started race re-start N2=Not finished first lap race re-start EX=Excluded NS=Not Started DS=Disqualified

These data/results cannot be reproduced, stored and/or transmitted in whole or in part by any manner of electronic, mechanical, photocopying, recording, broadcasting or otherwise now known or herein after developed without the previous express consent by the copyright owner, except for reproduction in daily press and regular printed publications on sale to the public within 60 days of the event related to those data/results and always provided that copyright symbol appears together as follows below.
© DORNA, 2023

Official MotoGP Timing by TISSOT
www.motogp.com



Doha, Sunday, November 19, 2023



5380 m.

QATAR AIRWAYS GRAND PRIX OF QATAR
Official Starting Grid

Race : 22 laps = 118.36 km



1	1 1'51.762 10 Luca MARINI Ducati	2 1'51.829 49 Fabio DI GIANNANTONIO Ducati	3 1'51.898 73 Alex MARQUEZ Ducati
2	4 1'52.036 1 Francesco BAGNAIA Ducati	5 1'52.058 89 Jorge MARTIN Ducati	6 1'52.101 5 Johann ZARCO Ducati
3	7 1'52.103 93 Marc MARQUEZ Honda	8 1'52.175 12 Maverick VIÑALES Aprilia	9 1'52.348 25 Raul FERNANDEZ Aprilia
4	10 1'52.729 33 Brad BINDER KTM	11 1'52.784 37 Augusto FERNANDEZ KTM	12 1'52.504 72 Marco BEZZECCHI Ducati
5	13 1'52.524 20 Fabio QUARTARARO Yamaha	14 1'52.828 23 Enea BASTIANINI Ducati	15 1'52.889 43 Jack MILLER KTM
6	16 1'52.466 41 Aleix ESPARGARO Aprilia	17 1'53.143 21 Franco MORBIDELLI Yamaha	18 1'53.362 44 Pol ESPARGARO KTM
7	19 1'53.570 36 Joan MIR Honda	20 1'54.360 30 Takaaki NAKAGAMI Honda	21 1'53.838 27 Iker LECUONA Honda

FIM MotoGP Stewards grid penalty for riders #27 & #41

The results are provisional until the end of the limit for protest and appeals and until the ratification of the Event Management Committee.

Time limit for protest expires 60' at the latest after publication of the results - Time:

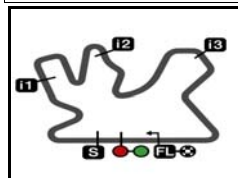
These data/results cannot be reproduced, stored and/or transmitted in whole or in part by any manner of electronic, mechanical, photocopying, recording, broadcasting or otherwise now known or herein after developed without the previous express consent by the copyright owner, except for reproduction in daily press and regular printed publications on sale to the public within 60 days of the event related to those data/results and always provided that copyright symbol appears together as follows below.

© DORNA, 2023

Official MotoGP Timing by **TISSOT**
www.motogp.com

Doha, Sunday, November 19, 2023





5380 m.

QATAR AIRWAYS GRAND PRIX OF QATAR

Race

Top Speed & Average



Rider	Nation	Motorcycle	Top 5 speeds					Average	Top
5 Johann ZARCO	FRA	DUCATI	356.4	356.4	356.4	355.2	355.2	355.8	356.4
23 Enea BASTIANINI	ITA	DUCATI	356.4	355.2	355.2	354.0	354.0	354.5	356.4
72 Marco BEZZECCHI	ITA	DUCATI	356.4	356.4	355.2	355.2	354.0	354.8	356.4
33 Brad BINDER	RSA	KTM	355.2	354.0	352.9	351.7	351.7	352.7	355.2
36 Joan MIR	SPA	HONDA	355.2	354.0	354.0	352.9	352.9	353.8	355.2
1 Francesco BAGNAIA	ITA	DUCATI	354.0	348.3	348.3	348.3	347.2	349.2	354.0
20 Fabio QUARTARARO	FRA	YAMAHA	354.0	354.0	352.9	352.9	352.9	353.3	354.0
41 Aleix ESPARGARO	SPA	APRILIA	354.0	352.9	352.9	350.6	348.3	351.7	354.0
10 Luca MARINI	ITA	DUCATI	352.9	352.9	352.9	351.7	351.7	352.4	352.9
12 Maverick VIÑALES	SPA	APRILIA	352.9	352.9	352.9	352.9	352.9	352.9	352.9
25 Raul FERNANDEZ	SPA	APRILIA	352.9	352.9	351.7	350.6	349.5	350.8	352.9
43 Jack MILLER	AUS	KTM	352.9	352.9	352.9	351.7	351.7	352.3	352.9
44 Pol ESPARGARO	SPA	KTM	352.9	351.7	351.7	351.7	351.7	351.9	352.9
93 Marc MARQUEZ	SPA	HONDA	352.9	352.9	351.7	350.6	350.6	351.6	352.9
21 Franco MORBIDELLI	ITA	YAMAHA	351.7	350.6	350.6	350.6	350.6	350.8	351.7
30 Takaaki NAKAGAMI	JPN	HONDA	351.7	347.2	347.2	347.2	346.1	347.6	351.7
89 Jorge MARTIN	SPA	DUCATI	351.7	351.7	350.6	350.6	350.6	350.9	351.7
37 Augusto FERNANDEZ	SPA	KTM	350.6	349.5	349.5	349.5	349.5	349.6	350.6
49 Fabio DI GIANNANTONIO	ITA	DUCATI	350.6	350.6	350.6	348.3	347.2	348.8	350.6
73 Alex MARQUEZ	SPA	DUCATI	349.5	349.5	349.5	349.5	349.5	349.5	349.5
27 Iker LECUONA	SPA	HONDA	228.3					228.3	228.3

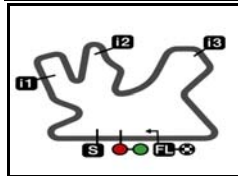
These data/results cannot be reproduced, stored and/or transmitted in whole or in part by any manner of electronic, mechanical, photocopying, recording, broadcasting or otherwise now known or herein after developed without the previous express consent by the copyright owner, except for reproduction in daily press and regular printed publications on sale to the public within 60 days of the event related to those data/results and always provided that copyright symbol appears together as follows below.

© DORNA, 2023

Official MotoGP Timing by TISSOT
www.motogp.com



Doha, Sunday, November 19, 2023



5380 m.

QATAR AIRWAYS GRAND PRIX OF QATAR

Race

Fastest Laps Sequence

Lap	Race Time	 Rider	Nation	Motorcycle	Time	Km/h	Riders's Lap
2	3'49.745	1 Francesco BAGNAIA	ITA	DUCATI	1'53.468	170.6	2
4	7'37.483	49 Fabio DI GIANNANTONI	ITA	DUCATI	1'53.353	170.8	4
6	11'24.508	49 Fabio DI GIANNANTONI	ITA	DUCATI	1'53.349	170.8	6
14	26'37.838	12 Maverick VIÑALES	SPA	APRILIA	1'53.318	170.9	14
14	26'43.636	23 Enea BASTIANINI	ITA	DUCATI	1'53.285	170.9	14
21	39'58.915	23 Enea BASTIANINI	ITA	DUCATI	1'53.006	171.3	21
22	41'51.893	23 Enea BASTIANINI	ITA	DUCATI	1'52.978	171.4	22

These data/results cannot be reproduced, stored and/or transmitted in whole or in part by any manner of electronic, mechanical, photocopying, recording, broadcasting or otherwise now known or herein after developed without the previous express consent by the copyright owner, except for reproduction in daily press and regular printed publications on sale to the public within 60 days of the event related to those data/results and always provided that copyright symbol appears together as follows below.

© DORNA, 2023

Official MotoGP Timing by TISSOT
www.motogp.com

Doha, Sunday, November 19, 2023

