

3671 m.

## LIQUI MOLY MOTORRAD GRAND PRIX DEUTSCHLAND

## Practice

## Classification

6

	Rider	Nation	Team	Motorcycle	Time	Lap	Total	Gap	Top Speed
1	12 <b>Maverick VIÑALES</b>	SPA	Aprilia Racing	APRILIA	<b>1'19.622</b>	23	26		<b>302.5</b>
2	89 <b>Jorge MARTIN</b>	SPA	Prima Pramac Racing	DUCATI	<b>1'19.962</b>	30	32	0.340	0.340 <b>305.0</b>
3	88 <b>Miguel OLIVEIRA</b>	POR	Trackhouse Racing	APRILIA	<b>1'19.984</b>	27	31	0.362	0.022 <b>304.2</b>
4	73 <b>Alex MARQUEZ</b>	SPA	Gresini Racing MotoGP	DUCATI	<b>1'20.029</b>	26	32	0.407	0.045 <b>300.0</b>
5	1 <b>Francesco BAGNAIA</b>	ITA	Ducati Lenovo Team	DUCATI	<b>1'20.061</b>	24	30	0.439	0.032 <b>305.9</b>
6	23 <b>Enea BASTIANINI</b>	ITA	Ducati Lenovo Team	DUCATI	<b>1'20.085</b>	21	25	0.463	0.024 <b>305.9</b>
7	21 <b>Franco MORBIDELLI</b>	ITA	Prima Pramac Racing	DUCATI	<b>1'20.086</b>	27	28	0.464	0.001 <b>304.2</b>
8	31 <b>Pedro ACOSTA</b>	SPA	Red Bull GASGAS Tech3	KTM	<b>1'20.142</b>	25	28	0.520	0.056 <b>306.8</b>
9	49 <b>Fabio DI GIANNANTONIO</b>	ITA	Pertamina Enduro VR46 Racing Te	DUCATI	<b>1'20.280</b>	22	23	0.658	0.138 <b>300.0</b>
10	33 <b>Brad BINDER</b>	RSA	Red Bull KTM Factory Racing	KTM	<b>1'20.284</b>	29	31	0.662	0.004 <b>305.0</b>
11	43 <b>Jack MILLER</b>	AUS	Red Bull KTM Factory Racing	KTM	<b>1'20.285</b>	25	28	0.663	0.001 <b>305.0</b>
12	25 <b>Raul FERNANDEZ</b>	SPA	Trackhouse Racing	APRILIA	<b>1'20.344</b>	25	27	0.722	0.059 <b>301.6</b>
13	93 <b>Marc MARQUEZ</b>	SPA	Gresini Racing MotoGP	DUCATI	<b>1'20.384</b>	6	7	0.762	0.040 <b>300.0</b>
14	20 <b>Fabio QUARTARARO</b>	FRA	Monster Energy Yamaha MotoGP	YAMAHA	<b>1'20.407</b>	29	30	0.785	0.023 <b>303.3</b>
15	37 <b>Augusto FERNANDEZ</b>	SPA	Red Bull GASGAS Tech3	KTM	<b>1'20.613</b>	19	26	0.991	0.206 <b>299.1</b>
16	5 <b>Johann ZARCO</b>	FRA	CASTROL Honda LCR	HONDA	<b>1'20.668</b>	24	27	1.046	0.055 <b>300.8</b>
17	10 <b>Luca MARINI</b>	ITA	Repsol Honda Team	HONDA	<b>1'20.868</b>	29	32	1.246	0.200 <b>300.0</b>
18	30 <b>Takaaki NAKAGAMI</b>	JPN	IDEMITSU Honda LCR	HONDA	<b>1'20.886</b>	26	29	1.264	0.018 <b>298.3</b>
19	72 <b>Marco BEZZECCHI</b>	ITA	Pertamina Enduro VR46 Racing Te	DUCATI	<b>1'20.901</b>	24	26	1.279	0.015 <b>304.2</b>
20	87 <b>Remy GARDNER</b>	AUS	Monster Energy Yamaha MotoGP	YAMAHA	<b>1'21.405</b>	23	27	1.783	0.504 <b>301.6</b>
21	6 <b>Stefan BRADL</b>	GER	HRC Test Team	HONDA	<b>1'21.574</b>	23	30	1.952	0.169 <b>300.8</b>
22	36 <b>Joan MIR</b>	SPA	Repsol Honda Team	HONDA	<b>1'21.847</b>	5	26	2.225	0.273 <b>300.0</b>

Practice condition: Dry

Air: 18°

Humidity: 50%

Ground: 26°

<b>Fastest Lap:</b>	Lap: 23	<b>Maverick VIÑALES</b>	<b>1'19.622</b>	165.9 Km/h
<b>Best Race Lap:</b>	2023	<b>Johann ZARCO</b>	<b>1'21.225</b>	162.7 Km/h
<b>All-Time Lap Record:</b>	2024	<b>Maverick VIÑALES</b>	<b>1'19.622</b>	165.9 Km/h

The results are provisional until the end of the limit for protest and appeals.

Time limit for protest expires 60' after publication of the results - ..... Time: .....

These data/results cannot be reproduced, stored and/or transmitted in whole or in part by any manner of electronic, mechanical, photocopying, recording, broadcasting or otherwise now known or herein after developed without the previous express consent by the copyright owner, except for reproduction in daily press and regular printed publications on sale to the public within 60 days of the event related to those data/results and always provided that copyright symbol appears together as follows below.

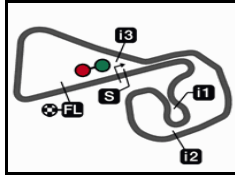
© DORNA, 2024

Official MotoGP Timing by TISSOT

www.motogp.com

Sachsenring, Friday, July 05, 2024





3671 m.

## LIQUI MOLY MOTORRAD GRAND PRIX DEUTSCHLAND

Practice

Top Speed &amp; Average

8



Rider	Nation	Motorcycle	Top 5 speeds					Average	Top
31 <b>Pedro ACOSTA</b>	<b>SPA</b>	KTM	306.8	306.8	305.9	305.9	305.9	306.3	<b>306.8</b>
1 <b>Francesco BAGNAIA</b>	<b>ITA</b>	DUCATI	305.9	305.9	305.0	305.0	305.0	305.3	<b>305.9</b>
23 <b>Enea BASTIANINI</b>	<b>ITA</b>	DUCATI	305.9	305.0	305.0	304.2	304.2	304.7	<b>305.9</b>
33 <b>Brad BINDER</b>	<b>RSA</b>	KTM	305.0	305.0	305.0	304.2	303.3	303.8	<b>305.0</b>
43 <b>Jack MILLER</b>	<b>AUS</b>	KTM	305.0	305.0	304.2	304.2	303.3	303.7	<b>305.0</b>
89 <b>Jorge MARTIN</b>	<b>SPA</b>	DUCATI	305.0	303.3	302.5	302.5	301.6	302.2	<b>305.0</b>
21 <b>Franco MORBIDELLI</b>	<b>ITA</b>	DUCATI	304.2	304.2	304.2	304.2	304.2	304.2	<b>304.2</b>
72 <b>Marco BEZZECCHI</b>	<b>ITA</b>	DUCATI	304.2	303.3	303.3	302.5	302.5	303.2	<b>304.2</b>
88 <b>Miguel OLIVEIRA</b>	<b>POR</b>	APRILIA	304.2	304.2	303.3	303.3	303.3	303.7	<b>304.2</b>
20 <b>Fabio QUARTARARO</b>	<b>FRA</b>	YAMAHA	303.3	303.3	302.5	301.6	301.6	302.0	<b>303.3</b>
12 <b>Maverick VIÑALES</b>	<b>SPA</b>	APRILIA	302.5	302.5	301.6	301.6	300.8	301.8	<b>302.5</b>
25 <b>Raul FERNANDEZ</b>	<b>SPA</b>	APRILIA	301.6	300.8	300.8	300.0	300.0	300.4	<b>301.6</b>
87 <b>Remy GARDNER</b>	<b>AUS</b>	YAMAHA	301.6	300.8	300.8	300.0	300.0	300.5	<b>301.6</b>
5 <b>Johann ZARCO</b>	<b>FRA</b>	HONDA	300.8	300.0	300.0	300.0	299.1	299.7	<b>300.8</b>
6 <b>Stefan BRADL</b>	<b>GER</b>	HONDA	300.8	300.0	300.0	300.0	299.1	299.7	<b>300.8</b>
10 <b>Luca MARINI</b>	<b>ITA</b>	HONDA	300.0	300.0	298.3	298.3	298.3	298.7	<b>300.0</b>
36 <b>Joan MIR</b>	<b>SPA</b>	HONDA	300.0	300.0	299.1	299.1	298.3	298.9	<b>300.0</b>
49 <b>Fabio DI GIANNANTONIO</b>	<b>ITA</b>	DUCATI	300.0	300.0	300.0	299.1	298.3	299.0	<b>300.0</b>
73 <b>Alex MARQUEZ</b>	<b>SPA</b>	DUCATI	300.0	300.0	299.1	299.1	299.1	299.4	<b>300.0</b>
93 <b>Marc MARQUEZ</b>	<b>SPA</b>	DUCATI	300.0	300.0	295.0	295.0	289.5	295.9	<b>300.0</b>
37 <b>Augusto FERNANDEZ</b>	<b>SPA</b>	KTM	299.1	298.3	298.3	298.3	298.3	298.5	<b>299.1</b>
30 <b>Takaaki NAKAGAMI</b>	<b>JPN</b>	HONDA	298.3	297.5	297.5	297.5	296.7	297.1	<b>298.3</b>

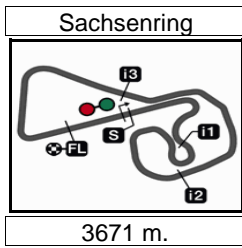
These data/results cannot be reproduced, stored and/or transmitted in whole or in part by any manner of electronic, mechanical, photocopying, recording, broadcasting or otherwise now known or herein after developed without the previous express consent by the copyright owner, except for reproduction in daily press and regular printed publications on sale to the public within 60 days of the event related to those data/results and always provided that copyright symbol appears together as follows below.

© DORNA, 2024

Official MotoGP Timing by TISSOT  
www.motogp.com



Sachsenring, Friday, July 05, 2024



**LIQUI MOLY MOTORRAD GRAND PRIX DEUTSCHLAND**

**Practice**

**Chronological Analysis of Performances**

**9**

\* Lap / Sector time cancelled      T1 Time from finish line to 1st intermediate      T3 Time from 2nd intermed. to 3rd intermed.  
P Crossing the finish line in pit lane      T2 Time from 1st intermed. to 2nd intermed.      T4 Time from 3rd intermediate to finish line  
\*\*Tyre data subject to further updates

Lap	Lap Time	T1	T2	T3	T4	Speed	Lap	Lap Time	T1	T2	T3	T4	Speed
<b>1st</b>	<b>12</b>	<b>Maverick VIÑALES</b>		APRILIA	SPA		1	1'50.883	19.285	25.505	19.789	21.200	
		Aprilia Racing					2	<b>1'22.193</b>	18.279	23.612	19.257	21.045	300.8
		Runs=5 Total laps=26 Full laps=17 Valid laps=15					3	1'21.723 *	17.962	23.510	19.243*	21.008*	301.6
<b>Run # 1</b>	<b>Front Tyre</b>	<b>Slick-Medium</b>	<b>Rear Tyre</b>	<b>Slick-Medium</b>			4	<b>1'21.170</b>	17.873	23.462	18.997	20.838	301.6
		<b>6 Laps at start</b>		<b>New Tyre</b>			5	<b>1'22.057</b>	18.421	23.687	19.134	20.815	300.8
1	2'10.033	21.115	24.734	20.138	21.617		6	1'21.157 *	17.904	23.392	18.980*	20.881	300.8
2	<b>1'22.863</b>	18.316	23.996	19.307	21.244	295.8	7	1'26.650 P	19.436	25.243	19.384	22.587	300.8
3	1'21.931 *	18.084	23.329	19.366*	21.152*	297.5	<b>Run # 2</b>	<b>Front Tyre</b>	<b>Slick-Medium</b>	<b>Rear Tyre</b>	<b>Slick-Soft</b>		
4	<b>1'21.521</b>	17.937	23.401	18.968	21.215	297.5		<b>7 Laps at start</b>		<b>15 Laps at start</b>			
5	<b>1'21.476</b>	17.877	23.279	19.124	21.196	300.8	8	6'52.600	21.220	24.377	19.779	20.949	
6	<b>1'21.210</b>	17.973	23.335	19.040	20.862	298.3	9	<b>1'22.125</b>	18.302	23.576	19.319	20.928	300.0
7	<b>1'21.055</b>	17.968	23.287	18.873	20.927	298.3	10	<b>1'21.506</b>	17.980	23.530	19.075	20.921	300.8
8	<b>1'21.279</b>	17.995	23.315	18.977	20.992	297.5	11	<b>1'21.351</b>	17.920	23.424	19.122	20.885	301.6
9	<b>1'21.124</b>	17.918	23.354	18.969	20.883	298.3	12	1'28.627 P	19.014*	24.117	19.231*	26.265	302.5
10	1'25.688 P	18.773	24.302	19.597	23.016	298.3	<b>Run # 3</b>	<b>Front Tyre</b>	<b>Slick-Medium</b>	<b>Rear Tyre</b>	<b>Slick-Medium</b>		
								<b>12 Laps at start</b>		<b>New Tyre</b>			
<b>Run # 2</b>	<b>Front Tyre</b>	<b>Slick-Hard</b>	<b>Rear Tyre</b>	<b>Slick-Medium</b>			13	14'24.683 P	21.004	24.367	19.397	21.276	
		<b>New Tyre</b>		<b>10 Laps at start</b>			14	<b>1'21.040</b>	17.973	23.295	18.903	20.869	303.3
11	22'44.248	20.802	24.812	20.212	21.773		15	1'21.442 *	18.098*	23.438	18.960	20.946	300.0
12	<b>1'39.693</b>	33.596	24.969	19.944	21.184	294.2	16	<b>1'32.225</b>	22.256	29.644	19.483	20.842	305.0
13	<b>1'23.834</b>	18.578	24.438	19.432	21.386	297.5	17	<b>1'21.120</b>	17.882	23.314	19.043	20.881	300.8
14	<b>1'22.405</b>	18.340	23.518	19.086	21.461	288.0	18	<b>1'21.245</b>	17.887	23.255	18.942	21.161	301.6
15	<b>1'21.387</b>	18.138	23.388	18.927	20.934	297.5	19	1'25.987 P	19.680*	24.641	19.138	22.528	290.3
16	1'22.044 *	18.434*	23.453	19.140	21.017	282.7	<b>Run # 4</b>	<b>Front Tyre</b>	<b>Slick-Hard</b>	<b>Rear Tyre</b>	<b>Slick-Medium</b>		
17	1'25.589 P	17.988	23.406	20.336	23.859	299.1		<b>New Tyre</b>		<b>7 Laps at start</b>			
<b>Run # 3</b>	<b>Front Tyre</b>	<b>Slick-Medium</b>	<b>Rear Tyre</b>	<b>Slick-Soft</b>			20	5'53.106	19.859	23.979	19.236	21.104	
		<b>New Tyre</b>		<b>New Tyre</b>			21	<b>1'21.526</b>	18.118	23.368	19.126	20.914	299.1
18	8'14.798	19.321	23.467	18.945	21.374		22	<b>1'21.245</b>	17.976	23.417	19.055	20.797	300.8
19	<b>1'20.704</b>	17.896	23.400	18.830	20.578	302.5	23	1'23.566 P	17.850	23.420	19.621	22.675	300.8
20	<b>1'20.035</b>	17.850	23.023	18.571	20.591	301.6	<b>Run # 5</b>	<b>Front Tyre</b>	<b>Slick-Medium</b>	<b>Rear Tyre</b>	<b>Slick-Soft</b>		
21	1'23.125 P	18.823	23.586	18.917	21.799	297.5		<b>New Tyre</b>		<b>New Tyre</b>			
<b>Run # 4</b>	<b>Front Tyre</b>	<b>Slick-Soft</b>	<b>Rear Tyre</b>	<b>Slick-Soft</b>			24	4'57.138	19.374	24.007	19.202	20.855	
		<b>New Tyre</b>		<b>New Tyre</b>			25	<b>1'20.167</b>	17.751	23.120	18.724	20.572	301.6
22	5'47.834	18.077	23.516	19.022	20.700		26	<b>1'25.211</b>	17.569	23.009	23.039	21.594	301.6
23	<b>1'19.622</b>	17.738	22.881	18.516	20.487	301.6	27	1'24.523 P	17.659	24.763	19.043	23.058	301.6
24	<b>1'20.177</b>	17.726	23.019	18.687	20.745	302.5	<b>Run # 6</b>	<b>Front Tyre</b>	<b>Slick-Medium</b>	<b>Rear Tyre</b>	<b>Slick-Soft</b>		
25	1'25.967 P	18.872	23.960	19.253	23.882	292.6		<b>4 Laps at start</b>		<b>New Tyre</b>			
<b>Run # 5</b>	<b>Front Tyre</b>	<b>Slick-Soft</b>	<b>Rear Tyre</b>	<b>Slick-Soft</b>			28	3'37.738 *	18.200	23.493	19.344*	20.746*	
		<b>4 Laps at start</b>		<b>4 Laps at start</b>			29	<b>1'20.050</b>	17.811	23.046	18.751	20.442	302.5
26	5'24.655 *	19.716	24.896	19.740	22.418*		30	<b>1'19.962</b>	17.617	23.019	18.756	20.570	301.6
<b>2nd</b>	<b>89</b>	<b>Jorge MARTIN</b>		DUCATI	SPA		31	<b>1'27.957</b>	19.695	26.265	19.943	22.054	300.8
		Prima Pramac Racing					32	1'24.974 *	18.396	24.765	19.303	22.510*	300.0
		Runs=6 Total laps=32 Full laps=21 Valid laps=17											
<b>Run # 1</b>	<b>Front Tyre</b>	<b>Slick-Medium</b>	<b>Rear Tyre</b>	<b>Slick-Soft</b>									
		<b>New Tyre</b>		<b>8 Laps at start</b>									

**Fastest Lap:** Maverick VIÑALES      Aprilia Racing      SPA      **1'19.622**      17.738      22.881      18.516      20.487

These data/results cannot be reproduced, stored and/or transmitted in whole or in part by any manner of electronic, mechanical, photocopying, recording, broadcasting or otherwise now known or herein after developed without the previous express consent by the copyright owner, except for reproduction in daily press and regular printed publications on sale to the public within 60 days of the event related to those data/results and always provided that copyright symbol appears together as follows below.  
© DORNA, 2024



## Practice

## MotoGP

Lap	Lap Time	T1	T2	T3	T4	Speed	Lap	Lap Time	T1	T2	T3	T4	Speed	
<b>3rd</b>	<b>88</b>	<b>Miguel OLIVEIRA</b>				APRILIA	POR	7	<b>1'21.488</b>	18.252	23.492	18.934	20.810	297.5
		Trackhouse Racing						8	1'26.720 P	19.751	23.948	19.332	23.689	297.5
		Runs=5 Total laps=31 Full laps=21 Valid laps=16						<b>Run # 2</b>	<b>Front Tyre Slick-Medium</b>	<b>Rear Tyre Slick-Medium</b>				
									<b>8 Laps at start</b>		<b>8 Laps at start</b>			
<b>Run # 1</b>	<b>Front Tyre Slick-Medium</b>	<b>Rear Tyre Slick-Medium</b>												
		<b>New Tyre</b>												
1	1'41.378	19.991	25.333	20.254	21.575									
2	<b>1'22.968</b>	18.545	24.128	19.285	21.010	298.3								
3	1'21.993 *	18.123	23.676	19.221*	20.973*	298.3								
4	<b>1'21.533</b>	18.008	23.578	19.164	20.783	301.6								
5	<b>1'21.431</b>	18.025	23.596	19.022	20.788	298.3								
6	1'22.272 *	18.015	23.478	18.985*	21.794	301.6								
7	<b>1'21.937</b>	18.298	23.734	19.174	20.731	293.4								
8	<b>1'21.487</b>	18.021	23.541	19.098	20.827	300.0								
9	1'26.557 P	19.153	25.237	19.881	22.286	300.0								
<b>Run # 2</b>	<b>Front Tyre Slick-Medium</b>	<b>Rear Tyre Slick-Soft</b>												
		<b>9 Laps at start</b>												
10	6'13.169	20.807	24.496	19.596	21.028									
11	<b>1'21.105</b>	18.010	23.418	19.014	20.663	298.3								
12	<b>1'23.668</b>	18.989	24.102	19.652	20.925	296.7								
13	1'27.333 P	17.988*	24.971*	20.864*	23.510	302.5								
<b>Run # 3</b>	<b>Front Tyre Slick-Medium</b>	<b>Rear Tyre Slick-Soft</b>												
		<b>13 Laps at start</b>												
14	14'13.354 P	19.735	24.861	19.815	21.179									
15	<b>1'21.510</b>	18.129	23.584	19.054	20.743	301.6								
16	<b>1'21.284</b>	18.097	23.552	18.966	20.669	300.8								
17	<b>1'21.194</b>	18.021	23.440	19.019	20.714	301.6								
18	<b>1'21.132</b>	17.997	23.427	18.953	20.755	299.1								
19	1'21.417 *	18.133*	23.543	19.019	20.722	297.5								
20	1'21.042 *	18.022*	23.411	18.932	20.677	301.6								
21	1'26.610 P	19.581	25.379*	19.784	21.866	299.1								
<b>Run # 4</b>	<b>Front Tyre Slick-Medium</b>	<b>Rear Tyre Slick-Soft</b>												
		<b>New Tyre</b>												
22	7'06.123	19.462	24.091	19.443	20.874									
23	<b>1'20.569</b>	18.074	23.251	18.812	20.432	304.2								
24	<b>1'20.119</b>	17.780	23.163	18.749	20.427	303.3								
25	1'23.995 P	18.657	24.462	19.400	21.476	298.3								
<b>Run # 5</b>	<b>Front Tyre Slick-Medium</b>	<b>Rear Tyre Slick-Soft</b>												
		<b>4 Laps at start</b>												
26	6'07.230	19.137	23.868	19.219	20.713									
27	<b>1'19.984</b>	17.840	23.116	18.661	20.367	302.5								
28	<b>1'27.219</b>	21.791	25.426	19.328	20.674	303.3								
29	1'21.380 *	17.778	23.050	19.192*	21.360	304.2								
30	<b>1'20.534</b>	17.884	23.191	18.859	20.600	303.3								
31	1'30.820 P	22.102	26.798	19.154	22.766	284.9								
<b>4th</b>	<b>73</b>	<b>Alex MARQUEZ</b>				DUCATI	SPA							
		Gresini Racing MotoGP												
		Runs=6 Total laps=32 Full laps=21 Valid laps=18												
<b>Run # 1</b>	<b>Front Tyre Slick-Medium</b>	<b>Rear Tyre Slick-Medium</b>												
		<b>New Tyre</b>												
1	1'32.038	19.708	24.998	20.371	25.392									
2	<b>1'23.251</b>	18.679	23.878	19.323	21.371	295.8								
3	<b>1'22.080</b>	18.241	23.592	19.168	21.079	295.0								
4	<b>1'21.618</b>	18.125	23.515	19.079	20.899	296.7								
5	<b>1'21.163</b>	18.057	23.447	18.930	20.729	298.3								
6	1'25.013 *	18.074	23.491	19.364*	24.084	297.5								
<b>5th</b>	<b>1</b>	<b>Francesco BAGNAIA</b>				DUCATI	ITA							
		Ducati Lenovo Team												
		Runs=6 Total laps=30 Full laps=19 Valid laps=16												
<b>Run # 1</b>	<b>Front Tyre Slick-Medium</b>	<b>Rear Tyre Slick-Soft</b>												
		<b>New Tyre</b>												
1	2'13.395	20.508	24.943	19.769	21.357									
2	<b>1'21.916</b>	18.275	23.649	19.133	20.859	299.1								
3	1'21.024 *	17.923	23.296	19.032*	20.773*	305.0								
4	<b>1'20.960</b>	17.900	23.368	18.918	20.774	305.0								
5	<b>1'20.649</b>	17.833	23.152	18.773	20.891	304.2								
6	<b>1'24.500</b>	18.740	24.735	19.776	21.249	302.5								
7	<b>1'20.748</b>	17.825	23.318	18.903	20.702	305.0								
8	1'26.248 P	19.097	24.736	19.726	22.689	302.5								
<b>Run # 2</b>	<b>Front Tyre Slick-Medium</b>	<b>Rear Tyre Slick-Soft</b>												
		<b>8 Laps at start</b>												
9	8'10.245	21.628	24.903	19.676	21.132									
10	<b>1'21.969</b>	18.230	23.653	19.090	20.996	302.5								
11	1'26.772 P	19.117*	24.213*	20.340*	23.102	300.8								
<b>Fastest Lap:</b>	Maverick VIÑALES	Aprilia Racing	SPA	<b>1'19.622</b>	17.738	22.881	18.516	20.487						

These data/results cannot be reproduced, stored and/or transmitted in whole or in part by any manner of electronic, mechanical, photocopying, recording, broadcasting or otherwise now known or herein after developed without the previous express consent by the copyright owner, except for reproduction in daily press and regular printed publications on sale to the public within 60 days of the event related to those data/results and always provided that copyright symbol appears together as follows below.  
© DORNA, 2024

# Practice

# MotoGP

Lap	Lap Time	T1	T2	T3	T4	Speed	Lap	Lap Time	T1	T2	T3	T4	Speed	
<b>Run # 3</b>	Front Tyre Slick-Medium			Rear Tyre Slick-Soft			19	1'25.908	P	18.936	24.929	19.552	22.491	304.2
	11 Laps at start			11 Laps at start			<b>Run # 4</b>	Front Tyre Slick-Medium			Rear Tyre Slick-Soft			
12	14'06.960	P	19.177	24.751	19.568	21.073		New Tyre			New Tyre			
13	<b>1'21.741</b>		18.142	23.668	19.066	20.865	20	9'53.015		19.353	24.402	19.231	20.833	
14	1'21.761	*	18.320*	23.530	19.028	20.883	21	<b>1'20.085</b>		<b>17.658</b>	<b>23.168</b>	<b>18.696</b>	20.563	301.6
15	<b>1'21.677</b>		18.056	23.637	19.070	20.914	22	<b>1'20.205</b>		17.671	23.195	18.786	<b>20.553</b>	304.2
16	<b>1'26.098</b>		18.543	26.917	19.728	20.910	23	1'24.832	P	18.852	24.283	19.138	22.559	300.0
17	1'21.145	*	17.963*	23.458	18.931	20.793	<b>Run # 5</b>	Front Tyre Slick-Medium			Rear Tyre Slick-Soft			
18	1'25.485	P	19.353*	24.481	19.569	22.082		4 Laps at start			New Tyre			
<b>Run # 4</b>	Front Tyre Slick-Medium			Rear Tyre Slick-Soft			unfinished			18.771	24.018			
	18 Laps at start			18 Laps at start			<b>Run # 6</b>	Front Tyre Slick-Soft			Rear Tyre Slick-Soft			
19	6'48.844		20.745	24.320	19.501	21.212		New Tyre			New Tyre			
20	<b>1'21.695</b>		18.138	23.660	19.040	20.857	24	<b>1'31.801</b>		23.602	24.731	19.637	23.831	
21	1'21.841	P	17.972	23.495	19.012	21.362	25	<b>1'20.687</b>		17.807	23.263	18.870	20.747	302.5
<b>Run # 5</b>	Front Tyre Slick-Medium			Rear Tyre Slick-Soft			<b>7th 21 Franco MORBIDELLI</b> DUCATI ITA							
	New Tyre			New Tyre			Prima Pramac Racing							
22	6'07.295		20.218	25.700	19.249	21.251	Runs=5 Total laps=28 Full laps=19 Valid laps=14							
23	<b>1'20.734</b>		17.997	23.294	18.823	20.620	<b>Run # 1</b> Front Tyre Slick-Medium Rear Tyre Slick-Soft							
24	<b>1'20.061</b>		17.661	23.102	18.707	<b>20.591</b>	New Tyre New Tyre							
25	1'24.302	P	18.525	24.388	19.393	21.996	1	1'30.686		19.582	24.700	19.784	22.974	
<b>Run # 6</b>	Front Tyre Slick-Medium			Rear Tyre Slick-Soft			2	<b>1'22.311</b>		18.309	23.619	19.230	21.153	296.7
	4 Laps at start			New Tyre			3	<b>1'21.999</b>		18.365	23.633	19.000	21.001	287.2
26	3'46.107	*	19.267	24.165	19.469*	20.760	4	<b>1'21.563</b>		17.992	23.490	19.140	20.941	302.5
27	<b>1'20.366</b>		17.845	23.160	<b>18.664</b>	20.697	5	<b>1'21.181</b>		17.876	23.415	18.956	20.934	301.6
28	<b>1'20.064</b>		<b>17.658</b>	<b>23.098</b>	18.703	20.605	6	1'24.334	*	17.865	23.382	19.893*	23.194	301.6
29	<b>1'28.798</b>		21.810	26.880	19.202	20.906	7	1'27.879	P	21.728	24.893	19.567	21.691	303.3
30	<b>1'21.329</b>		17.801	23.288	19.169	21.071	<b>Run # 2</b>	Front Tyre Slick-Medium			Rear Tyre Slick-Soft			
<b>6th 23 Enea BASTIANINI</b> DUCATI ITA						7 Laps at start 7 Laps at start								
Ducati Lenovo Team						Runs=6 Total laps=25 Full laps=16 Valid laps=14								
<b>Run # 1</b>	Front Tyre Slick-Medium			Rear Tyre Slick-Medium			8	6'46.373		19.769	24.541	20.022	21.426	
	New Tyre			New Tyre			9	<b>1'21.983</b>		18.202	23.668	19.232	20.881	300.8
1	2'15.801		19.598	25.210	19.743	21.445	10	<b>1'21.336</b>		17.910	23.458	19.170	20.798	301.6
2	<b>1'22.357</b>		18.158	23.941	19.258	21.000	11	<b>1'21.301</b>		17.901	23.494	19.112	20.794	301.6
3	1'21.495	*	17.911	23.557	19.140*	20.887*	12	1'27.982	*	21.168*	25.685	19.799	21.330*	302.5
4	<b>1'21.256</b>		17.948	23.572	18.963	20.773	13	1'31.131	P	21.272*	26.077*	21.321*	22.461	235.2
5	<b>1'21.305</b>		17.951	23.483	18.897	20.974	<b>Run # 3</b>	Front Tyre Slick-Medium			Rear Tyre Slick-Medium			
6	<b>1'21.100</b>		17.841	23.445	19.057	20.757		13 Laps at start			New Tyre			
7	<b>1'20.900</b>		17.870	23.391	18.882	20.757	14	12'58.623	P	20.869	24.521	19.593	21.764	
8	1'26.447	P	18.655	24.717	19.512	23.563	15	<b>1'32.077</b>		26.456	25.053	19.647	20.921	303.3
<b>Run # 2</b>	Front Tyre Slick-Medium			Rear Tyre Slick-Medium			16	1'21.652	*	18.133*	23.607	19.149	20.763	301.6
	8 Laps at start			8 Laps at start			17	<b>1'20.809</b>		17.958	23.235	18.928	20.688	302.5
9	9'40.429		19.819	24.421	19.461	21.103	18	<b>1'21.099</b>		17.794	23.269	19.222	20.814	<b>304.2</b>
10	1'28.720	P	17.946*	23.736*	21.129*	25.909	19	<b>1'20.659</b>		17.785	23.267	18.954	20.653	303.3
<b>Run # 3</b>	Front Tyre Slick-Medium			Rear Tyre Slick-Medium			20	1'28.802	P	20.749	25.716	19.771	22.566	304.2
	10 Laps at start			10 Laps at start			<b>Run # 4</b>	Front Tyre Slick-Soft			Rear Tyre Slick-Soft			
11	14'12.161	P	19.527	24.780	19.972	21.146		New Tyre			New Tyre			
12	<b>1'21.792</b>		17.981	23.683	19.176	20.952	21	9'37.444		19.201	24.046	19.240	21.350	
13	1'22.223	*	18.564*	23.748	19.064	20.847	22	<b>1'20.505</b>		17.860	23.214	18.867	<b>20.564</b>	304.2
14	<b>1'21.322</b>		17.919	23.513	19.030	20.860	23	<b>1'20.368</b>		17.797	23.185	<b>18.764</b>	20.622	303.3
15	<b>1'21.047</b>		17.806	23.419	18.925	20.897	24	1'28.180	P	20.479	26.348	19.865	21.488	301.6
16	1'23.155	*	17.881*	23.534	19.164	22.576	<b>Run # 5</b>	Front Tyre Slick-Medium			Rear Tyre Slick-Soft			
17	1'21.325	*	17.959*	23.450	19.051	20.865		New Tyre			New Tyre			
18	<b>1'21.105</b>		17.877	23.440	18.981	20.807	25	9'57.896	*	17.249	23.683	19.554*	21.143	
							26	1'21.366	*	18.062	23.281	19.222	20.801*	304.2
							27	<b>1'20.086</b>		<b>17.632</b>	<b>23.066</b>	18.812	20.576	301.6

**Fastest Lap:** Maverick VIÑALES Aprilia Racing SPA **1'19.622** 17.738 22.881 18.516 20.487

These data/results cannot be reproduced, stored and/or transmitted in whole or in part by any manner of electronic, mechanical, photocopying, recording, broadcasting or otherwise now known or herein after developed without the previous express consent by the copyright owner, except for reproduction in daily press and regular printed publications on sale to the public within 60 days of the event related to those data/results and always provided that copyright symbol appears together as follows below.  
© DORNA, 2024



# Practice

# MotoGP

Lap	Lap Time	T1	T2	T3	T4	Speed	Lap	Lap Time	T1	T2	T3	T4	Speed
28	1'37.408 *	24.678	29.214	19.639	23.877*	304.2	<b>Run # 2</b>	<i>Front Tyre</i> Slick-Medium	<i>Rear Tyre</i> Slick-Soft	8 Laps at start			New Tyre
<b>8th</b>	<b>31</b>	<b>Pedro ACOSTA</b>		KTM		SPA	9	9'11.091	19.837	24.078	19.404	20.966	299.1
		Red Bull GASGAS Tech3					<b>unfinished</b>						
		Runs=4	Total laps=28	Full laps=21	Valid laps=18		<b>Run # 3</b>	<i>Front Tyre</i> Slick-Medium	<i>Rear Tyre</i> Slick-Medium	8 Laps at start			
		New Tyre		New Tyre			10	1'25.330 *	19.862*	24.363	19.647	21.458	
1	1'51.080	20.257	27.193	19.866	21.130		11	<b>1'22.482</b>	18.443	23.562	19.337	21.140	295.0
2	<b>1'22.297</b>	18.396	23.459	19.363	21.079	302.5	12	<b>1'21.677</b>	18.076	23.424	19.229	20.948	298.3
3	1'21.836 *	17.969	23.391	19.230*	21.246*	303.3	13	<b>1'21.575</b>	17.967	23.397	19.179	21.032	298.3
4	<b>1'20.953</b>	17.779	23.344	19.016	20.814	305.9	14	1'26.539 P	20.083	24.157	19.498	22.801	296.7
5	<b>1'21.073</b>	17.980	23.383	18.908	20.802	303.3	<b>Run # 4</b>	<i>Front Tyre</i> Slick-Medium	<i>Rear Tyre</i> Slick-Soft	5 Laps at start			New Tyre
6	1'21.066 *	17.747	23.375	19.062*	20.882	304.2	15	6'22.871	19.425	23.861	19.408	20.896	
7	<b>1'22.429</b>	19.102	23.630	18.979	20.718	302.5	16	<b>1'20.846</b>	17.910	23.177	19.009	20.750	298.3
8	<b>1'21.022</b>	17.803	23.283	18.998	20.938	304.2	17	<b>1'20.474</b>	17.861	23.135	18.799	20.679	298.3
9	<b>1'23.718</b>	17.876	25.278	19.552	21.012	301.6	18	1'24.472 P	18.521	23.617	19.338	22.996	296.7
10	<b>1'21.185</b>	17.854	23.502	19.080	20.749	304.2	<b>Run # 5</b>	<i>Front Tyre</i> Slick-Soft	<i>Rear Tyre</i> Slick-Soft	New Tyre			
11	1'25.422 P	18.402	24.464	19.660	22.896	303.3	19	3'28.971 *	18.935	23.743	19.414*	21.282*	
		11 Laps at start		11 Laps at start			20	1'23.125 *	19.349	23.446	19.225	21.105*	300.0
12	21'16.936	18.448	25.129	19.623	20.974		21	<b>1'20.281</b>	17.800	23.071	18.752	20.658	296.7
13	<b>1'22.697</b>	18.036	23.688	19.425	21.548	305.0	22	1'20.280	17.724	23.067	18.808	20.681	300.0
14	1'21.922 *	18.324*	23.568	19.172	20.858	302.5	23	<b>1'20.848</b>	17.736	23.205	19.127	20.780	300.0
15	<b>1'21.226</b>	17.966	23.453	19.067	20.740	301.6	<b>10th</b>	<b>33</b>	<b>Brad BINDER</b>		KTM	RSA	
16	<b>1'21.434</b>	17.872	23.497	19.231	20.834	305.9		Red Bull KTM Factory Racing		Runs=5 Total laps=31 Full laps=22 Valid laps=18			
17	<b>1'21.302</b>	17.847	23.522	19.121	20.812	304.2	<b>Run # 1</b>	<i>Front Tyre</i> Slick-Hard	<i>Rear Tyre</i> Slick-Soft	New Tyre			
<b>unfinished</b>						303.3	1	1'30.088	18.992	24.840	20.081	22.649	
		New Tyre		New Tyre			2	<b>1'25.451</b>	20.994	24.039	19.519	20.899	299.1
18	1'25.552 *	20.015*	25.287	19.251	20.999		3	<b>1'22.362</b>	18.172	23.717	19.251	21.222	295.0
19	<b>1'20.612</b>	17.820	23.256	18.834	20.702	304.2	4	<b>1'21.340</b>	17.978	23.409	19.070	20.883	301.6
20	<b>1'20.589</b>	17.714	23.174	18.909	20.792	304.2	5	<b>1'21.612</b>	17.990	23.544	19.150	20.928	298.3
21	<b>1'20.525</b>	17.795	23.246	18.939	20.545	301.6	6	1'23.451 *	17.910	23.464	19.294*	22.783	303.3
22	1'27.884 P	20.222	25.026	19.466	23.170	300.0	7	1'22.982 P	18.078	23.498	19.213	22.193	303.3
		New Tyre		New Tyre			<b>Run # 2</b>	<i>Front Tyre</i> Slick-Hard	<i>Rear Tyre</i> Slick-Soft	7 Laps at start			7 Laps at start
23	8'16.204	18.156	23.616	18.830	23.076		8	7'20.915	22.855	24.837	19.914	21.364	
24	1'30.839 *	17.803	23.041	21.020*	28.975*	305.0	9	<b>1'22.495</b>	18.173	23.900	19.421	21.001	302.5
25	1'20.142	17.804	23.144	18.750	20.444	305.9	10	<b>1'29.300</b>	17.943	30.444	19.689	21.224	302.5
26	<b>1'27.307</b>	19.066	28.491	19.025	20.725	306.8	11	<b>1'21.999</b>	18.094	23.698	19.249	20.958	302.5
27	<b>1'21.107</b>	17.802	23.193	18.920	21.192	306.8	12	1'27.238 P	19.491*	23.752*	20.376*	23.619	301.6
28	1'25.527 *	20.723	24.460	19.066	21.278*	300.8	<b>Run # 3</b>	<i>Front Tyre</i> Slick-Hard	<i>Rear Tyre</i> Slick-Soft	12 Laps at start			12 Laps at start
		New Tyre		New Tyre			13	13'50.251 P	20.227	24.800	20.006	21.640	
<b>9th</b>	<b>49</b>	<b>Fabio DI GIANNANTONI</b>		DUCATI		ITA	14	<b>1'32.556</b>	24.072	27.754	19.608	21.122	302.5
		Pertamina Enduro VR46 Racing Team					15	1'22.086 *	18.255*	23.660	19.139	21.032	297.5
		Runs=5	Total laps=23	Full laps=15	Valid laps=14		16	<b>1'21.789</b>	18.074	23.570	19.190	20.955	303.3
		New Tyre		New Tyre			17	<b>1'27.719</b>	18.029	28.549	20.066	21.075	303.3
1	1'30.307	19.197	24.613	19.690	22.545		18	<b>1'22.172</b>	17.915	23.536	19.508	21.213	303.3
2	<b>1'22.602</b>	18.433	23.680	19.199	21.290	294.2	19	1'22.209 *	18.091*	23.719	19.351	21.048	303.3
3	<b>1'25.392</b>	18.241	23.601	19.030	24.520	292.6	20	<b>1'28.736</b>	18.062	29.302	19.752	21.620	300.8
4	<b>1'21.335</b>	18.012	23.420	18.850	21.053	296.7	21	<b>1'22.122</b>	17.950	23.794	19.344	21.034	303.3
5	<b>1'21.353</b>	17.929	23.390	19.027	21.007	296.7							
6	1'22.860 *	17.945	23.541	19.223*	22.151	296.7							
7	<b>1'23.925</b>	19.889	23.701	19.228	21.107	298.3							
8	1'23.083 P	18.043	23.477	19.005	22.558	297.5							

**Fastest Lap:** Maverick VIÑALES Aprilia Racing SPA **1'19.622** 17.738 22.881 18.516 20.487

These data/results cannot be reproduced, stored and/or transmitted in whole or in part by any manner of electronic, mechanical, photocopying, recording, broadcasting or otherwise now known or herein after developed without the previous express consent by the copyright owner, except for reproduction in daily press and regular printed publications on sale to the public within 60 days of the event related to those data/results and always provided that copyright symbol appears together as follows below.  
© DORNA, 2024

Practice

MotoGP

Lap	Lap Time		T1	T2	T3	T4	Speed	Lap	Lap Time		T1	T2	T3	T4	Speed	
22	1'27.842	P	19.919	23.945	19.556	24.422	300.8	28	1'21.102	*	17.744	23.332	19.138	20.888*	303.3	
<b>Run # 4</b>	<b>Front Tyre</b>		<b>Slick-Medium</b>		<b>Rear Tyre</b>		<b>Slick-Soft</b>	<b>Run # 25</b>		<b>Raul FERNANDEZ</b>		<b>APRILIA</b>		<b>SPA</b>		
			<b>New Tyre</b>		<b>New Tyre</b>			Trackhouse Racing		Runs=6		Total laps=27		Full laps=16 Valid laps=12		
23	7'25.208		20.314	25.156	19.853	20.934		<b>Run # 1</b>	<b>Front Tyre</b>		<b>Slick-Medium</b>		<b>Rear Tyre</b>		<b>Slick-Medium</b>	
24	<b>1'21.321</b>		17.918	23.405	19.020	20.978	303.3		<b>5 Laps at start</b>		<b>5 Laps at start</b>					
25	<b>1'20.412</b>		17.736	23.249	18.868	20.559	302.5	1	2'12.549		20.217	24.828	20.015	21.668		
26	1'22.450	P	17.806	23.322	19.088	22.234	302.5	2	<b>1'22.564</b>		18.418	23.607	19.298	21.241	295.0	
<b>Run # 5</b>	<b>Front Tyre</b>		<b>Slick-Soft</b>		<b>Rear Tyre</b>		<b>Slick-Soft</b>	3	1'22.586	*	18.447	23.550	19.387*	21.202*	295.0	
			<b>New Tyre</b>		<b>New Tyre</b>			4	<b>1'22.181</b>		18.200	23.597	19.298	21.086	296.7	
27	7'51.389	*	18.104	23.994	19.764*	20.876		5	<b>1'22.915</b>		18.162	23.631	19.423	21.699	296.7	
28	1'22.934	*	19.354	23.447	19.130	21.003*	305.0	6	<b>1'22.412</b>		18.324	23.710	19.314	21.064	292.6	
29	<b>1'20.284</b>		17.626	23.242	18.848	20.568	305.0	7	<b>1'22.239</b>		18.125	23.649	19.343	21.122	296.7	
30	<b>1'23.997</b>		17.707	23.135	19.310	23.845	304.2	8	1'29.150	P	19.185	24.544	20.713	24.708	296.7	
31	<b>1'20.564</b>		17.678	23.172	18.951	20.763	305.0	<b>Run # 2</b>	<b>Front Tyre</b>		<b>Slick-Medium</b>		<b>Rear Tyre</b>		<b>Slick-Medium</b>	
<b>11th 43</b>	<b>Jack MILLER</b>				<b>KTM</b>		<b>AUS</b>		<b>13 Laps at start</b>		<b>13 Laps at start</b>					
	Red Bull KTM Factory Racing							9	10'13.769	*	22.196	24.651	19.822	21.563*		
	Runs=5		Total laps=28		Full laps=19		Valid laps=15	10	1'31.018	P	22.325*	24.404*	20.623*	23.666	222.6	
<b>Run # 1</b>	<b>Front Tyre</b>		<b>Slick-Medium</b>		<b>Rear Tyre</b>		<b>Slick-Soft</b>	<b>Run # 3</b>	<b>Front Tyre</b>		<b>Slick-Medium</b>		<b>Rear Tyre</b>		<b>Slick-Medium</b>	
			<b>New Tyre</b>		<b>New Tyre</b>				<b>15 Laps at start</b>		<b>15 Laps at start</b>					
1	1'38.283		18.710	24.702	20.192	22.366		11	13'10.495	P	18.925	24.218	19.630	21.303		
2	<b>1'21.837</b>		18.069	23.595	19.240	20.933	303.3	12	<b>1'22.578</b>		18.342	23.723	19.306	21.207	292.6	
3	<b>1'21.502</b>		17.874	23.392	19.128	21.108	302.5	13	1'23.620	*	18.955*	23.876	19.442	21.347	285.7	
4	<b>1'22.760</b>		17.865	23.404	19.631	21.860	301.6	14	<b>1'21.974</b>		18.136	23.651	19.068	21.119	297.5	
5	<b>1'21.284</b>		17.803	23.461	19.073	20.947	303.3	15	1'30.168	P	20.043	26.807	19.777	23.541	287.2	
6	1'39.954	P	27.050	29.277	20.471*	23.156	301.6	<b>Run # 4</b>	<b>Front Tyre</b>		<b>Slick-Soft</b>		<b>Rear Tyre</b>		<b>Slick-Soft</b>	
<b>Run # 2</b>	<b>Front Tyre</b>		<b>Slick-Medium</b>		<b>Rear Tyre</b>		<b>Slick-Soft</b>		<b>New Tyre</b>		<b>New Tyre</b>					
			<b>6 Laps at start</b>		<b>6 Laps at start</b>			16	3'31.354		19.822	23.783	19.297	20.890		
7	8'47.333		20.466	24.182	19.667	21.077		17	1'20.934	*	17.985	23.363*	18.879	20.707	300.0	
8	<b>1'32.648</b>		27.207	24.618	19.735	21.088	303.3	18	<b>1'20.671</b>		17.903	23.241	18.932	20.595	300.0	
9	<b>1'21.580</b>		17.992	23.486	19.246	20.856	301.6	19	1'25.822	P	18.537	23.782	19.318	24.185	300.0	
10	1'23.862	*	18.799*	24.365	19.658	21.040	304.2	<b>Run # 5</b>	<b>Front Tyre</b>		<b>Slick-Soft</b>		<b>Rear Tyre</b>		<b>Slick-Soft</b>	
11	1'29.059	P	18.053*	27.537*	20.666*	22.803	303.3		<b>4 Laps at start</b>		<b>4 Laps at start</b>		<b>New Tyre</b>			
<b>Run # 3</b>	<b>Front Tyre</b>		<b>Slick-Medium</b>		<b>Rear Tyre</b>		<b>Slick-Soft</b>	20	8'51.402		19.211	23.518	19.437	20.973		
			<b>11 Laps at start</b>		<b>11 Laps at start</b>			21	<b>1'20.444</b>		17.795	23.077	18.918	20.654	299.1	
12	13'23.282	P	18.367	24.782	19.915	28.522		22	1'30.858	P	19.497	27.856	19.545	23.960	301.6	
13	<b>1'22.846</b>		18.303	24.257	19.386	20.900	301.6	<b>Run # 6</b>	<b>Front Tyre</b>		<b>Slick-Soft</b>		<b>Rear Tyre</b>		<b>Slick-Soft</b>	
14	1'21.769	*	18.066*	23.582	19.124	20.997	301.6		<b>New Tyre</b>		<b>New Tyre</b>					
15	<b>1'21.316</b>		17.858	23.479	19.128	20.851	303.3	23	6'06.403		20.280	23.700	19.278	21.549		
16	<b>1'37.727</b>		26.988	29.950	19.838	20.951	305.0	24	<b>1'20.486</b>		17.816	23.135	18.847	20.688	300.0	
17	<b>1'21.473</b>		17.939	23.480	19.093	20.961	303.3	25	<b>1'20.344</b>		17.713	23.042	18.927	20.662	300.8	
18	1'25.537	P	19.213*	24.617	19.543	22.164	301.6	26	<b>1'23.438</b>		17.829	25.037	19.604	20.968	300.0	
<b>Run # 4</b>	<b>Front Tyre</b>		<b>Slick-Soft</b>		<b>Rear Tyre</b>		<b>Slick-Soft</b>	27	1'28.742	*	17.914	25.832	19.578	25.418*	300.8	
			<b>New Tyre</b>		<b>New Tyre</b>			<b>13th 93</b>	<b>Marc MARQUEZ</b>		<b>DUCATI</b>		<b>SPA</b>			
19	10'35.775		20.440	26.314	19.797	20.935			Gresini Racing MotoGP		Runs=3		Total laps=7		Full laps=3 Valid laps=4	
20	<b>1'20.523</b>		17.873	23.115	18.936	20.599	301.6	<b>Run # 1</b>	<b>Front Tyre</b>		<b>Slick-Medium</b>		<b>Rear Tyre</b>		<b>Slick-Medium</b>	
21	<b>1'26.921</b>		17.791	27.773	19.597	21.760	300.8		<b>New Tyre</b>		<b>New Tyre</b>					
22	1'37.080	P	17.733	23.205	32.928	23.214	301.6	1	1'30.023	P	19.069	25.032	20.383	23.531		
<b>Run # 5</b>	<b>Front Tyre</b>		<b>Slick-Soft</b>		<b>Rear Tyre</b>		<b>Slick-Soft</b>	<b>Run # 2</b>	<b>Front Tyre</b>		<b>Slick-Medium</b>		<b>Rear Tyre</b>		<b>Slick-Medium</b>	
			<b>New Tyre</b>		<b>New Tyre</b>				<b>1 Laps at start</b>		<b>1 Laps at start</b>					
23	6'37.087		20.579	23.929	19.748	23.061		2	4'43.118		19.660	24.809	19.841	21.557		
24	1'31.806	*	17.747	23.630	19.810*	30.619*	301.6	<b>unfinished</b>		18.277	23.700			300.0		
25	<b>1'20.285</b>		17.694	23.109	18.877	20.605	305.0									
26	<b>1'21.111</b>		17.699	23.330	19.169	20.913	304.2									
27	<b>1'30.287</b>		21.713	28.263	19.404	20.907	303.3									

**Fastest Lap:** Maverick VIÑALES Aprilia Racing SPA **1'19.622** 17.738 22.881 18.516 20.487

These data/results cannot be reproduced, stored and/or transmitted in whole or in part by any manner of electronic, mechanical, photocopying, recording, broadcasting or otherwise now known or herein after developed without the previous express consent by the copyright owner, except for reproduction in daily press and regular printed publications on sale to the public within 60 days of the event related to those data/results and always provided that copyright symbol appears together as follows below.  
© DORNA, 2024







## Practice

## MotoGP

Lap	Lap Time	T1	T2	T3	T4	Speed	Lap	Lap Time	T1	T2	T3	T4	Speed			
11	1'21.822	18.053	23.537	19.219	21.013	299.1	21	1'21.678	18.070	23.564	19.069	20.975	296.7			
12	1'24.658 P	18.914	23.725	19.449	22.570	298.3	22	1'25.732 P	18.688	24.150	19.636	23.258	292.6			
<b>Run # 3</b>	Front Tyre Slick-Medium		Rear Tyre Slick-Medium				<b>Run # 4</b>	Front Tyre Slick-Soft		Rear Tyre Slick-Soft						
	12 Laps at start				12 Laps at start				New Tyre				New Tyre			
13	16'01.188	19.005	24.564	19.740	21.557		23	9'13.261	22.662	26.111	22.165	26.036				
14	1'31.705	20.228	30.709	19.584	21.184	300.0	24	1'22.138	18.180	23.567	19.266	21.125	296.7			
15	1'22.660 *	18.571*	23.656	19.307	21.126	287.2	25	1'21.730	18.073	23.579	19.046	21.032	296.7			
16	1'21.849	18.206	23.487	19.222	20.934	297.5	26	1'21.247	17.971	23.364	18.970	20.942	297.5			
17	1'26.006 P	18.149	23.520	19.699	24.638	300.8	27	1'29.749 P	19.661	25.615	20.487	23.986	296.7			
<b>Run # 4</b>	Front Tyre Slick-Soft		Rear Tyre Slick-Soft				<b>Run # 5</b>	Front Tyre Slick-Soft		Rear Tyre Slick-Soft						
	New Tyre				New Tyre				5 Laps at start				New Tyre			
18	7'59.594	19.100	24.332	19.703	21.228		28	3'52.172 *	17.406	23.633	19.384*	20.899*				
19	1'21.195	18.108	23.184	19.128	20.775	298.3	29	1'20.868	17.833	23.306	18.888	20.841	300.0			
20	1'23.885	18.797	24.989	19.094	21.005	298.3	30	1'32.016	20.340	29.222	20.024	22.430	296.7			
21	1'21.159	18.006	23.194	19.088	20.871	298.3	31	1'34.838	17.973	31.085	21.023	24.757	298.3			
22	1'28.322 P	19.307	26.044	19.862	23.109	299.1	32	1'34.594 P	21.350	28.686	19.917	24.641	298.3			
<b>Run # 5</b>	Front Tyre Slick-Medium		Rear Tyre Slick-Soft				<b>18th 30</b>	Takaaki NAKAGAMI		HONDA		JPN				
	New Tyre				New Tyre				IDEMITSU Honda LCR							
23	8'03.057	18.307	23.610	19.407	20.813		Runs=6 Total laps=29 Full laps=18 Valid laps=17									
24	1'20.668	17.961	23.074	18.905	20.728	300.0	<b>Run # 1</b>	Front Tyre Slick-Medium		Rear Tyre Slick-Medium						
25	1'25.437 P	18.710	24.522	19.614	22.591	298.3		New Tyre				New Tyre				
<b>Run # 6</b>	Front Tyre Slick-Medium		Rear Tyre Slick-Soft				1	1'41.858	20.487	25.336	20.253	21.474				
	3 Laps at start				New Tyre				2	1'22.918	18.806	23.794	19.332	20.986	288.0	
26	4'49.661	18.450	23.920	19.538	20.844		3	1'22.489 *	18.345	23.627	19.278*	21.239*	291.1			
27	4'27.911 P	17.896	23.066	18.948	3'28.001	300.0	4	1'21.717	18.158	23.446	19.100	21.013	297.5			
<b>17th 10</b>	Luca MARINI		HONDA		ITA		5	1'21.658	18.232	23.453	19.005	20.968	294.2			
	Repsol Honda Team								6	1'29.030 P	20.552	25.043	20.030*	23.405	298.3	
	Runs=5 Total laps=32 Full laps=22 Valid laps=20								<b>Run # 2</b>	Front Tyre Slick-Medium		Rear Tyre Slick-Medium				
<b>Run # 1</b>	Front Tyre Slick-Medium		Rear Tyre Slick-Medium					6 Laps at start				6 Laps at start				
	New Tyre				New Tyre				7	7'01.365	20.162	24.492	19.894	21.672		
1	1'35.972	20.060	24.974	20.157	21.648		8	1'23.269	18.732	23.876	19.557	21.104	291.1			
2	1'23.167	18.641	23.924	19.339	21.263	295.8	9	1'22.276	18.306	23.743	19.209	21.018	295.0			
3	1'25.310	18.115	23.619	19.200	24.376	298.3	10	1'21.875	18.200	23.544	19.217	20.914	295.0			
4	1'21.973	18.163	23.573	19.077	21.160	298.3	11	1'21.959	18.170	23.547	19.280	20.962	295.0			
5	1'21.710	17.994	23.595	19.054	21.067	298.3	12	1'30.580 P	20.812*	25.366	20.499*	23.903	294.2			
6	1'24.115 P	18.064	23.487	19.390*	23.174	298.3	<b>Run # 3</b>	Front Tyre Slick-Medium		Rear Tyre Slick-Medium						
<b>Run # 2</b>	Front Tyre Slick-Medium		Rear Tyre Slick-Medium					12 Laps at start				12 Laps at start				
	6 Laps at start				6 Laps at start				13	13'48.956 P	18.678	24.577	19.862	21.410		
7	6'28.368	20.744	24.534	19.931	21.720		14	1'22.114	18.324	23.620	19.280	20.890	296.7			
8	1'22.882	18.347	23.797	19.415	21.323	295.0	unfinished						296.7			
9	1'29.845	22.043	25.912	19.546	22.344	296.7	<b>Run # 4</b>	Front Tyre Slick-Soft		Rear Tyre Slick-Soft						
10	1'21.978	18.175	23.574	19.139	21.090	294.2		New Tyre				New Tyre				
11	1'21.999	18.127	23.571	19.181	21.120	296.7	15	1'25.845 *	19.688*	24.616	19.994	21.547				
12	1'28.284 P	20.182*	25.350	19.757	22.995	295.8	16	1'23.764	18.989	23.834	19.446	21.495	295.8			
<b>Run # 3</b>	Front Tyre Slick-Medium		Rear Tyre Slick-Soft				17	1'21.743	18.453	23.366	19.013	20.911	295.8			
	New Tyre				New Tyre				18	1'21.451	18.264	23.263	19.020	20.904	295.8	
13	14'36.671 P	24.165	24.929	19.675	22.031		19	1'26.937 P	19.457	24.609	19.928	22.943	290.3			
14	1'30.678	20.478	29.350	19.613	21.237	300.0	<b>Run # 5</b>	Front Tyre Slick-Soft		Rear Tyre Slick-Soft						
15	1'22.556 *	18.357*	23.554	19.210	21.435	294.2		5 Laps at start				New Tyre				
16	1'21.500	18.060	23.376	19.000	21.064	296.7	20	5'03.630	20.669	25.600	20.033	21.691				
17	1'26.848	19.367	26.607	19.855	21.019	297.5	21	1'23.867	18.940	24.515	19.472	20.940	294.2			
18	1'22.105	18.050	23.441	19.426	21.188	296.7	22	1'21.234	18.217	23.299	18.840	20.878	296.7			
19	1'22.296 *	18.317*	23.696	19.156	21.127	295.8	23	1'27.237 P	19.799	24.983	19.737	22.718	296.7			
20	1'29.164	18.101	28.274	20.422	22.367	294.2										

**Fastest Lap:** Maverick VIÑALES Aprilia Racing SPA 1'19.622 17.738 22.881 18.516 20.487

These data/results cannot be reproduced, stored and/or transmitted in whole or in part by any manner of electronic, mechanical, photocopying, recording, broadcasting or otherwise now known or herein after developed without the previous express consent by the copyright owner, except for reproduction in daily press and regular printed publications on sale to the public within 60 days of the event related to those data/results and always provided that copyright symbol appears together as follows below.  
© DORNA, 2024

## Practice

## MotoGP

Lap	Lap Time	T1	T2	T3	T4	Speed	Lap	Lap Time	T1	T2	T3	T4	Speed	
Run # 6	Front Tyre Slick-Soft		Rear Tyre Slick-Soft				2	1'23.529	18.647	24.139	19.485	21.258	290.3	
9 Laps at start						New Tyre		3	1'23.442	18.450	23.873	19.712	21.407	292.6
24	3'32.221	21.545	26.573	19.655	21.008		4	1'22.365	18.210	23.763	19.264	21.128	297.5	
25	1'21.773 *	18.237	23.263	19.202*	21.071	295.0	5	1'22.404	18.254	23.756	19.265	21.129	295.0	
26	1'20.886	18.098	23.234	18.857	20.697	297.5	6	1'34.224 *	23.202	27.231	19.854*	23.937	300.0	
27	1'32.525	23.502	28.210	19.666	21.147	289.5	7	1'22.332	18.373	23.657	19.177	21.125	293.4	
28	1'21.816	18.303	23.492	18.987	21.034	296.7	8	1'22.326	18.224	23.736	19.286	21.080	297.5	
29	1'22.285 *	18.201	23.478	19.208	21.398*	297.5	9	1'29.822 P	20.349	24.962	19.740	24.771	296.7	

**19th 72** Marco BEZZECCHI DUCATI ITA  
Pertamina Enduro VR46 Racing Team

Runs=5 Total laps=26 Full laps=17 Valid laps=16

Run # 1	Front Tyre Slick-Medium		Rear Tyre Slick-Medium			
New Tyre						
1	1'29.760	19.083	24.996	20.033	22.869	
2	1'25.235 *	18.518	23.905	21.373*	21.439	298.3
unfinished						300.8

Run # 2	Front Tyre Slick-Soft		Rear Tyre Slick-Soft			
7 Laps at start						
New Tyre						
3	1'26.433	20.417	24.702	19.822	21.492	
4	1'22.215	18.127	23.640	19.422	21.026	301.6
5	1'21.580	17.924	23.494	19.239	20.923	301.6
6	1'24.156 P	18.311*	23.615	19.375	22.855	300.8

Run # 3	Front Tyre Slick-Soft		Rear Tyre Slick-Soft			
11 Laps at start						
4 Laps at start						
7	14'33.195 P	18.964	24.314	19.623	21.189	
8	1'23.837	18.125	23.611	20.591	21.510	300.8
9	1'22.459 *	18.248*	23.732	19.435	21.044	296.7
10	1'28.559	18.472	29.181	19.648	21.258	299.1
11	1'22.221	18.045	23.586	19.380	21.210	302.5
12	1'22.300	18.121	23.627	19.504	21.048	300.8
13	1'24.638 *	18.214*	25.408	19.636	21.380	300.0
14	1'22.651	18.143	23.793	19.587	21.128	298.3
15	1'22.434	18.103	23.764	19.548	21.019	300.8
16	1'26.595 P	19.602	24.347	19.893	22.753	298.3

Run # 4	Front Tyre Slick-Medium		Rear Tyre Slick-Soft			
New Tyre						
17	10'02.012	20.315	24.046	19.456	21.139	
18	1'20.977	17.829	23.328	19.079	20.741	303.3
19	1'21.012	17.851	23.293	19.066	20.802	301.6
20	1'25.578	19.936	25.057	19.531	21.054	301.6
21	1'22.799 P	17.927	23.884	19.407	21.581	300.0

Run # 5	Front Tyre Slick-Medium		Rear Tyre Slick-Soft			
5 Laps at start						
New Tyre						
22	3'40.762 *	20.308	24.016	19.534*	20.922	
23	1'20.921 *	17.877	23.247	19.033	20.764*	304.2
24	1'20.901	17.841	23.230	18.979	20.851	302.5
25	1'27.333	20.233	26.778	19.304	21.018	303.3
26	1'21.075	17.881	23.320	18.997	20.877	300.8

**20th 87** Remy GARDNER YAMAHA AUS  
Monster Energy Yamaha MotoGP Team

Runs=5 Total laps=27 Full laps=18 Valid laps=14

Run # 1	Front Tyre Slick-Medium		Rear Tyre Slick-Soft			
New Tyre						
1	1'33.555	20.082	25.111	20.438	22.021	

Run # 2	Front Tyre Slick-Medium		Rear Tyre Slick-Soft			
9 Laps at start						
9 Laps at start						
10	8'34.494	21.239	24.761	19.714	21.593	
11	1'30.831 P	18.571*	24.134*	22.459*	25.667	294.2

Run # 3	Front Tyre Slick-Medium		Rear Tyre Slick-Soft			
11 Laps at start						
11 Laps at start						
12	13'51.986 P	18.982	24.658	19.795	21.639	
13	1'23.001	18.278	23.894	19.569	21.260	298.3
14	1'22.983 *	18.311*	23.864	19.428	21.380	294.2
15	1'22.445	18.192	23.731	19.323	21.199	296.7
16	1'23.056	18.179	24.017	19.496	21.364	299.1
17	1'22.925	18.333	23.867	19.412	21.313	297.5
18	1'23.319 *	18.397*	24.370	19.393	21.159	300.0
19	1'22.954	18.256	23.981	19.509	21.208	295.0
20	1'32.657 P	20.664	27.385	19.764	24.844	296.7

Run # 4	Front Tyre Slick-Medium		Rear Tyre Slick-Soft			
New Tyre						
New Tyre						
21	9'18.164	20.343	27.123	19.669	22.082	
22	1'21.485	18.129	23.498	19.037	20.821	298.3
23	1'21.405	17.919	23.464	19.133	20.889	300.8
24	1'24.430	18.032	23.462	19.107	23.829	300.0
25	1'27.121 P	18.330	24.937	19.555	24.299	300.8

Run # 5	Front Tyre Slick-Medium		Rear Tyre Slick-Soft			
5 Laps at start						
New Tyre						
26	4'04.686	20.997	29.615	19.968	21.418	
27	1'22.757 *	18.115	23.496	18.973*	22.173	301.6
unfinished						300.0

**21st 6** Stefan BRADL HONDA GER  
HRC Test Team

Runs=5 Total laps=30 Full laps=21 Valid laps=17

Run # 1	Front Tyre Slick-Medium		Rear Tyre Slick-Soft			
New Tyre						
New Tyre						
1	1'35.405	19.984	25.159	20.058	21.443	
2	1'22.907	18.455	23.978	19.357	21.117	295.8
3	1'25.233	18.175	23.785	19.497	23.776	300.0
4	1'21.881	18.058	23.568	19.161	21.094	298.3
5	1'21.689	18.151	23.506	19.075	20.957	294.2
6	1'25.966 *	18.240	23.850	19.641*	24.235	295.0
7	1'22.190	18.095	23.676	19.397	21.022	299.1
8	1'28.837 P	19.517	25.094	19.940	24.286	297.5

Run # 2	Front Tyre Slick-Medium		Rear Tyre Slick-Soft			
8 Laps at start						
8 Laps at start						
9	7'15.149	20.779	25.198	20.111	21.534	
10	1'23.349	18.388	24.048	19.578	21.335	293.4
11	1'23.379	18.426	24.006	19.711	21.236	293.4
12	1'36.708 P	21.644*	29.925*	21.136*	24.003	291.8

**Fastest Lap:** Maverick VIÑALES Aprilia Racing SPA 1'19.622 17.738 22.881 18.516 20.487

These data/results cannot be reproduced, stored and/or transmitted in whole or in part by any manner of electronic, mechanical, photocopying, recording, broadcasting or otherwise now known or herein after developed without the previous express consent by the copyright owner, except for reproduction in daily press and regular printed publications on sale to the public within 60 days of the event related to those data/results and always provided that copyright symbol appears together as follows below.  
© DORNA, 2024

## Practice

## MotoGP

Lap	Lap Time	T1	T2	T3	T4	Speed	Lap	Lap Time	T1	T2	T3	T4	Speed	
<b>Run # 3</b>	<i>Front Tyre Slick-Medium</i>			<i>Rear Tyre Slick-Soft</i>			19	<b>1'23.370</b>	18.169	24.263	19.731	21.207	296.7	
	12 Laps at start			12 Laps at start			20	<b>1'22.491</b>	18.120	23.842	19.434	21.095	300.0	
13	13'37.031	P	21.262	24.752	19.930	21.732	21	1'30.353	P	20.427	26.838	19.811	23.277	299.1
14	<b>1'38.955</b>		21.795	30.908	23.866	22.386	22	8'43.511		21.125	28.856	19.851	21.125	
15	1'23.196	*	18.593*	24.046	19.505	21.052	23	1'23.125	*	18.038	23.551	19.480*	22.056	298.3
16	<b>1'22.874</b>		18.354	23.954	19.331	21.235	24	<b>1'23.044</b>		18.209	23.634	19.571	21.630	298.3
17	<b>1'25.568</b>		20.194	24.496	19.623	21.255	25	<b>1'22.550</b>		18.185	23.702	19.420	21.243	298.3
18	<b>1'23.271</b>		18.328	23.952	19.674	21.317	26	1'34.038	P	21.359	27.323	21.195	24.161	291.1
19	1'28.304	P	20.720*	25.318	19.859	22.407								
<b>Run # 4</b>	<i>Front Tyre Slick-Soft</i>			<i>Rear Tyre Slick-Soft</i>										
	New Tyre			New Tyre										
20	9'14.506		21.098	24.691	19.823	21.325								
21	<b>1'22.276</b>		18.207	23.736	19.319	21.014								
22	<b>1'21.733</b>		18.049	23.710	19.092	20.882							300.8	
23	<b>1'21.574</b>		18.041	23.610	19.118	20.805							298.3	
24	1'28.511	P	21.094	25.132	19.691	22.594							295.0	
<b>Run # 5</b>	<i>Front Tyre Slick-Soft</i>			<i>Rear Tyre Slick-Soft</i>										
	New Tyre			New Tyre										
25	6'51.547		19.329	24.419	19.647	21.420								
26	1'23.025	*	18.580	23.684	19.176*	21.585							294.2	
27	<b>1'21.625</b>		18.024	23.420	19.246	20.935							298.3	
28	<b>1'21.654</b>		17.944	23.678	19.121	20.911							299.1	
29	<b>1'31.754</b>		23.312	27.451	19.726	21.265							294.2	
30	1'21.592	*	17.998	23.620	19.113	20.861*							299.1	

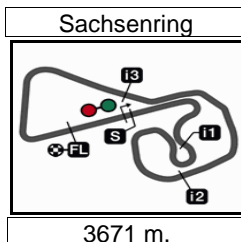
**22nd 36** **Joan MIR** HONDA SPA  
Repsol Honda Team

Runs=5 Total laps=26 Full laps=16 Valid laps=15

Run #	Front Tyre	Slick-Medium	Rear Tyre	Slick-Medium	Speed		
<b>Run # 1</b>	<i>Front Tyre Slick-Medium</i>			<i>Rear Tyre Slick-Medium</i>			
	New Tyre			New Tyre			
1	1'34.285	19.962	24.912	20.185	21.398		
2	<b>1'23.113</b>	18.534	23.969	19.481	21.129	289.5	
3	<b>1'25.706</b>	18.464	23.935	19.734	23.573	289.5	
4	<b>1'22.015</b>	18.059	23.576	19.398	20.982	295.0	
5	<b>1'21.847</b>	18.007	23.498	19.337	21.005	296.7	
6	1'30.578	P	18.074	26.588	20.097*	25.819	297.5
<b>Run # 2</b>	<i>Front Tyre Slick-Medium</i>			<i>Rear Tyre Slick-Medium</i>			
	6 Laps at start			6 Laps at start			
7	6'48.305		18.803	24.427	19.917	21.202	
8	<b>1'22.989</b>		18.249	23.978	19.674	21.088	297.5
9	<b>1'22.480</b>		18.039	23.809	19.521	21.111	299.1
10	<b>1'25.728</b>		18.110	23.782	19.562	24.274	297.5
11	<b>1'22.444</b>		18.060	23.708	19.597	21.079	300.0
12	1'29.183	P	19.159*	25.245	20.358	24.421	295.0
<b>Run # 3</b>	<i>Front Tyre Slick-Medium</i>			<i>Rear Tyre Slick-Medium</i>			
	12 Laps at start			12 Laps at start			
13	14'12.664	P	21.265	24.714	19.904	21.471	
14	1'32.607	*	20.022	30.625	20.583*	21.377	296.7
15	1'23.089	*	18.315*	23.883	19.530	21.361	295.8
16	<b>1'22.852</b>		18.146	23.757	19.574	21.375	297.5
17	<b>1'27.697</b>		19.984	26.683	19.827	21.203	288.7
	unfinished					298.3	
<b>Run # 4</b>	<i>Front Tyre Slick-Soft</i>			<i>Rear Tyre Slick-Soft</i>			
	New Tyre			New Tyre			
18	1'25.369	*	20.353*	24.156	19.633	21.227	

**Fastest Lap:** Maverick VIÑALES Aprilia Racing SPA **1'19.622** 17.738 22.881 18.516 20.487

These data/results cannot be reproduced, stored and/or transmitted in whole or in part by any manner of electronic, mechanical, photocopying, recording, broadcasting or otherwise now known or herein after developed without the previous express consent by the copyright owner, except for reproduction in daily press and regular printed publications on sale to the public within 60 days of the event related to those data/results and always provided that copyright symbol appears together as follows below.  
© DORNA, 2024



Results and timing service provided by **TISSOT**

# LIQUI MOLY MOTORRAD GRAND PRIX DEUTSCHLAND

Practice

Best Partial Times

# MotoGP™

*IT* Ideal Lap Time, sum of the best partial times

*BT* Best Lap Time


T1		T2		T3		T4				IT		BT
Pos	Rider	Time	Rider	Time	Rider	Time	Rider	Time	Pos	Rider	IT	BT
1	J.MARTIN	17.569	M.VIÑALES	22.881	M.VIÑALES	18.516	M.OLIVEIRA	20.367	1	M.VIÑALES	1'19.610	1'19.622 (1)
2	B.BINDER	17.626	J.MARTIN	23.009	A.MARQUEZ	18.629	J.MARTIN	20.442	2	J.MARTIN	1'19.744	1'19.962 (2)
3	F.MORBIDELLI	17.632	A.MARQUEZ	23.026	M.OLIVEIRA	18.661	P.ACOSTA	20.444	3	M.OLIVEIRA	1'19.856	1'19.984 (3)
4	F.BAGNAIA	17.658	P.ACOSTA	23.041	F.BAGNAIA	18.664	M.VIÑALES	20.487	4	P.ACOSTA	1'19.949	1'20.142 (8)
5	E.BASTIANINI	17.658	R.FERNANDEZ	23.042	E.BASTIANINI	18.696	A.MARQUEZ	20.506	5	A.MARQUEZ	1'19.967	1'20.029 (4)
6	J.MILLER	17.694	M.OLIVEIRA	23.050	M.MARQUEZ	18.705	M.MARQUEZ	20.534	6	F.BAGNAIA	1'20.011	1'20.061 (5)
7	F.QUARTARARO	17.695	J.ZARCO	23.066	J.MARTIN	18.724	E.BASTIANINI	20.553	7	F.MORBIDELLI	1'20.026	1'20.086 (7)
8	R.FERNANDEZ	17.713	F.MORBIDELLI	23.066	P.ACOSTA	18.750	B.BINDER	20.559	8	E.BASTIANINI	1'20.075	1'20.085 (6)
9	P.ACOSTA	17.714	F.DI GIANNANTO	23.067	F.DI GIANNANTO	18.752	F.MORBIDELLI	20.564	9	B.BINDER	1'20.168	1'20.284 (10)
10	F.DI GIANNANTO	17.724	M.MARQUEZ	23.083	F.MORBIDELLI	18.764	F.BAGNAIA	20.591	10	R.FERNANDEZ	1'20.197	1'20.344 (12)
11	M.VIÑALES	17.726	A.FERNANDEZ	23.088	F.QUARTARARO	18.826	R.FERNANDEZ	20.595	11	F.DI GIANNAN	1'20.201	1'20.280 (9)
12	M.OLIVEIRA	17.778	F.BAGNAIA	23.098	T.NAKAGAMI	18.840	J.MILLER	20.599	12	J.MILLER	1'20.279	1'20.285 (11)
13	A.MARQUEZ	17.806	J.MILLER	23.109	R.FERNANDEZ	18.847	F.DI GIANNANTO	20.658	13	F.QUARTARAR	1'20.307	1'20.407 (14)
14	M.BEZZECCHI	17.829	F.QUARTARARO	23.115	B.BINDER	18.848	F.QUARTARARO	20.671	14	M.MARQUEZ	1'20.384	1'20.384 (13)
15	L.MARINI	17.833	B.BINDER	23.135	A.FERNANDEZ	18.861	A.FERNANDEZ	20.689	15	A.FERNANDEZ	1'20.538	1'20.613 (15)
16	J.ZARCO	17.896	E.BASTIANINI	23.168	J.MILLER	18.877	T.NAKAGAMI	20.697	16	J.ZARCO	1'20.595	1'20.668 (16)
17	A.FERNANDEZ	17.900	M.BEZZECCHI	23.230	L.MARINI	18.888	J.ZARCO	20.728	17	M.BEZZECCHI	1'20.779	1'20.901 (19)
18	R.GARDNER	17.919	T.NAKAGAMI	23.234	J.ZARCO	18.905	M.BEZZECCHI	20.741	18	L.MARINI	1'20.868	1'20.868 (17)
19	S.BRADL	17.944	L.MARINI	23.306	M.BEZZECCHI	18.979	S.BRADL	20.805	19	T.NAKAGAMI	1'20.869	1'20.886 (18)
20	J.MIR	18.007	S.BRADL	23.420	R.GARDNER	19.037	R.GARDNER	20.821	20	R.GARDNER	1'21.239	1'21.405 (20)
21	M.MARQUEZ	18.062	R.GARDNER	23.462	S.BRADL	19.075	L.MARINI	20.841	21	S.BRADL	1'21.244	1'21.574 (21)
22	T.NAKAGAMI	18.098	J.MIR	23.498	J.MIR	19.337	J.MIR	20.982	22	J.MIR	1'21.824	1'21.847 (22)

These data/results cannot be reproduced, stored and/or transmitted in whole or in part by any manner of electronic, mechanical, photocopying, recording, broadcasting or otherwise now known or herein after developed without the previous express consent by the copyright owner, except for reproduction in daily press and regular printed publications on sale to the public within 60 days of the event related to those data/results and always provided that copyright symbol appears together as follows below.  
© DORNA, 2024

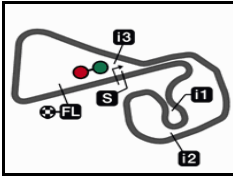
Official MotoGP Timing by **TISSOT**  
www.motogp.com



Sachsenring

Results and timing service provided by 

MotoGP™



3671 m.

## LIQUI MOLY MOTORRAD GRAND PRIX DEUTSCHLAND

## Practice

## Fastest Laps Sequence

<i>Practice Time</i>	 <i>Rider</i>	<i>Nation</i>	<i>Motorcycle</i>	<i>Time</i>	<i>Km/h</i>	<i>Rider's Lap</i>
<b>2'52.909</b>	49 <b>Fabio DI GIANNANTONI</b>	ITA	DUCATI	<b>1'22.602</b>	159.9	2
<b>2'52.997</b>	21 <b>Franco MORBIDELLI</b>	ITA	DUCATI	<b>1'22.311</b>	160.5	2
<b>3'00.120</b>	43 <b>Jack MILLER</b>	AUS	KTM	<b>1'21.837</b>	161.4	2
<b>3'45.069</b>	20 <b>Fabio QUARTARARO</b>	FRA	YAMAHA	<b>1'21.644</b>	161.8	2
<b>4'21.622</b>	43 <b>Jack MILLER</b>	AUS	KTM	<b>1'21.502</b>	162.1	3
<b>5'39.241</b>	33 <b>Brad BINDER</b>	RSA	KTM	<b>1'21.340</b>	162.4	4
<b>5'39.636</b>	49 <b>Fabio DI GIANNANTONI</b>	ITA	DUCATI	<b>1'21.335</b>	162.4	4
<b>5'55.969</b>	89 <b>Jorge MARTIN</b>	SPA	DUCATI	<b>1'21.170</b>	162.8	4
<b>5'56.166</b>	31 <b>Pedro ACOSTA</b>	SPA	KTM	<b>1'20.953</b>	163.2	4
<b>7'37.944</b>	1 <b>Francesco BAGNAIA</b>	ITA	DUCATI	<b>1'20.649</b>	163.8	5
<b>41'17.565</b>	93 <b>Marc MARQUEZ</b>	SPA	DUCATI	<b>1'20.384</b>	164.4	6
<b>55'16.417</b>	73 <b>Alex MARQUEZ</b>	SPA	DUCATI	<b>1'20.193</b>	164.7	22
<b>56'41.185</b>	88 <b>Miguel OLIVEIRA</b>	POR	APRILIA	<b>1'20.119</b>	164.9	24
<b>56'42.917</b>	12 <b>Maverick VIÑALES</b>	SPA	APRILIA	<b>1'20.035</b>	165.1	20
<b>1:03'56.266</b>	73 <b>Alex MARQUEZ</b>	SPA	DUCATI	<b>1'20.029</b>	165.1	26
<b>1:05'13.498</b>	12 <b>Maverick VIÑALES</b>	SPA	APRILIA	<b>1'19.622</b>	165.9	23

These data/results cannot be reproduced, stored and/or transmitted in whole or in part by any manner of electronic, mechanical, photocopying, recording, broadcasting or otherwise now known or herein after developed without the previous express consent by the copyright owner, except for reproduction in daily press and regular printed publications on sale to the public within 60 days of the event related to those data/results and always provided that copyright symbol appears together as follows below.

© DORNA, 2024

Official MotoGP Timing by TISSOT  
www.motogp.com



Sachsenring, Friday, July 05, 2024