



Circuit Of The Americas 5513 m.

# QUALIFYING RESULTS

## RED BULL GRAND PRIX OF THE UNITED STATES

#	Rider	Nation	Team	Motorcycle	Time	Lap Total	Gap	T. Speed
1	49 <b>Fabio DI GIANNANTONIO</b>	ITA	Pertamina Enduro VR46 Racing Tea	DUCATI Q2	<b>2'00.136</b>	5 6		<b>352.7</b>
2	72 <b>Marco BEZZECCHI</b>	ITA	Aprilia Racing	APRILIA Q2	<b>2'00.329</b>	6 7	0.193 0.193	<b>350.4</b>
3	37 <b>Pedro ACOSTA</b>	SPA	Red Bull KTM Factory Racing	KTM Q2	<b>2'00.485</b>	6 7	0.349 0.156	<b>349.2</b>
4	63 <b>Francesco BAGNAIA</b>	ITA	Ducati Lenovo Team	DUCATI Q2	<b>2'00.563</b>	7 7	0.427 0.078	<b>348.1</b>
5	36 <b>Joan MIR</b>	SPA	Honda HRC Castrol	HONDA Q2	<b>2'00.591</b>	3 7	0.455 0.028	<b>349.2</b>
6	93 <b>Marc MARQUEZ</b>	SPA	Ducati Lenovo Team	DUCATI Q2	<b>2'00.637</b>	6 7	0.501 0.046	<b>349.2</b>
7	89 <b>Jorge MARTIN</b>	SPA	Aprilia Racing	APRILIA Q2	<b>2'00.696</b>	6 7	0.560 0.059	<b>346.9</b>
8	73 <b>Alex MARQUEZ</b>	SPA	BK8 Gresini Racing MotoGP	DUCATI Q2	<b>2'00.765</b>	6 7	0.629 0.069	<b>344.7</b>
9	10 <b>Luca MARINI</b>	ITA	Honda HRC Castrol	HONDA Q2	<b>2'00.891</b>	6 7	0.755 0.126	<b>346.9</b>
10	54 <b>Fermin ALDEGUER</b>	SPA	BK8 Gresini Racing MotoGP	DUCATI Q2	<b>2'01.014</b>	3 5	0.878 0.123	<b>338.0</b>
11	79 <b>Ai OGURA</b>	JPN	Trackhouse MotoGP Team	APRILIA Q2	<b>2'01.419</b>	7 7	1.283 0.405	<b>350.4</b>
12	23 <b>Enea BASTIANINI</b>	ITA	Red Bull KTM Tech3	KTM Q2	<b>2'01.477</b>	5 6	1.341 0.058	<b>343.5</b>
13	25 <b>Raul FERNANDEZ</b>	SPA	Trackhouse MotoGP Team	APRILIA Q1	<b>2'01.228</b>	6 7 (*)	0.251	<b>342.4</b>
14	11 <b>Diogo MOREIRA</b>	BRA	Pro Honda LCR	HONDA Q1	<b>2'01.306</b>	6 6 (*)	0.329 0.078	<b>342.4</b>
15	5 <b>Johann ZARCO</b>	FRA	Castrol Honda LCR	HONDA Q1	<b>2'01.445</b>	5 6 (*)	0.468 0.139	<b>346.9</b>
16	20 <b>Fabio QUARTARARO</b>	FRA	Monster Energy Yamaha MotoGP Te	YAMAHA Q1	<b>2'01.553</b>	5 6 (*)	0.576 0.108	<b>335.9</b>
17	7 <b>Toprak RAZGATLIOGLU</b>	TUR	Prima Pramac Yamaha MotoGP	YAMAHA Q1	<b>2'01.745</b>	3 7 (*)	0.768 0.192	<b>340.2</b>
18	33 <b>Brad BINDER</b>	RSA	Red Bull KTM Factory Racing	KTM Q1	<b>2'01.865</b>	3 6 (*)	0.888 0.120	<b>344.7</b>
19	43 <b>Jack MILLER</b>	AUS	Prima Pramac Yamaha MotoGP	YAMAHA Q1	<b>2'01.893</b>	3 7 (*)	0.916 0.028	<b>336.9</b>
20	21 <b>Franco MORBIDELLI</b>	ITA	Pertamina Enduro VR46 Racing Tea	DUCATI Q1	<b>2'02.117</b>	3 6 (*)	1.140 0.224	<b>344.7</b>
21	42 <b>Alex RINS</b>	SPA	Monster Energy Yamaha MotoGP Te	YAMAHA Q1	<b>2'02.366</b>	6 6 (*)	1.389 0.249	<b>339.1</b>

\* Gap with the fastest rider in the Q1 session.

<b>Pole Position:</b>		<b>Fabio DI GIANNANTONIO</b>	<b>2'00.136</b>	165.2 Km/h
<b>Q1 Best Lap:</b>	Lap 6	<b>Fermin ALDEGUER</b>	<b>(*) 2'00.977</b>	164.0 Km/h
<b>Best Race Lap:</b>	2025	<b>Marc MARQUEZ</b>	<b>2'02.221</b>	162.3 Km/h
<b>All-Time Lap Record:</b>	2026	<b>Fabio DI GIANNANTONIO</b>	<b>2'00.136</b>	165.2 Km/h

The results are provisional until the end of the limit for protest and appeals.

Time limit for protest expires 60' after publication of the results - ..... **Beth MILLER** ..... Time: **11:45**

These data/results cannot be reproduced, stored and/or transmitted in whole or in part by any manner of electronic, mechanical, photocopying, recording, broadcasting or otherwise now known or herein after developed without the previous express consent by the copyright owner, except for reproduction in daily press and regular printed publications on sale to the public within 60 days of the event related to those data/results and always provided that copyright symbol appears together as follows below.

© MotoGP Sports Entertainment Group, 2026

Official MotoGP Timing by

www.motogp.com

Austin, Saturday, March 28, 2026



Circuit Of The Americas 5513 m.

# CLASSIFICATION

## RED BULL GRAND PRIX OF THE UNITED STATES QUALIFYING NR. 2

#	Rider	Nation	Team	Motorcycle	Time	Lap Total	Gap	T. Speed
1	49 <b>Fabio DI GIANNANTONIO</b>	ITA	Pertamina Enduro VR46 Racing Team	DUCATI	<b>2'00.136</b>	5 6		<b>352.7</b>
2	72 <b>Marco BEZZECCHI</b>	ITA	Aprilia Racing	APRILIA	<b>2'00.329</b>	6 7	0.193 0.193	<b>350.4</b>
3	37 <b>Pedro ACOSTA</b>	SPA	Red Bull KTM Factory Racing	KTM	<b>2'00.485</b>	6 7	0.349 0.156	<b>349.2</b>
4	63 <b>Francesco BAGNAIA</b>	ITA	Ducati Lenovo Team	DUCATI	<b>2'00.563</b>	7 7	0.427 0.078	<b>348.1</b>
5	36 <b>Joan MIR</b>	SPA	Honda HRC Castrol	HONDA	<b>2'00.591</b>	3 7	0.455 0.028	<b>349.2</b>
6	93 <b>Marc MARQUEZ</b>	SPA	Ducati Lenovo Team	DUCATI	<b>2'00.637</b>	6 7	0.501 0.046	<b>349.2</b>
7	89 <b>Jorge MARTIN</b>	SPA	Aprilia Racing	APRILIA	<b>2'00.696</b>	6 7	0.560 0.059	<b>346.9</b>
8	73 <b>Alex MARQUEZ</b>	SPA	BK8 Gresini Racing MotoGP	DUCATI	<b>2'00.765</b>	6 7	0.629 0.069	<b>344.7</b>
9	10 <b>Luca MARINI</b>	ITA	Honda HRC Castrol	HONDA	<b>2'00.891</b>	6 7	0.755 0.126	<b>346.9</b>
10	54 <b>Fermin ALDEGUER</b>	SPA	BK8 Gresini Racing MotoGP	DUCATI	<b>2'01.014</b>	3 5	0.878 0.123	<b>338.0</b>
11	79 <b>Ai OGURA</b>	JPN	Trackhouse MotoGP Team	APRILIA	<b>2'01.419</b>	7 7	1.283 0.405	<b>350.4</b>
12	23 <b>Enea BASTIANINI</b>	ITA	Red Bull KTM Tech3	KTM	<b>2'01.477</b>	5 6	1.341 0.058	<b>343.5</b>

Practice condition: **Dry**

Air: 16°

Humidity: 48%

Ground: 27°

<b>Fastest Lap:</b>	Lap: 5	<b>Fabio DI GIANNANTONIO</b>	<b>2'00.136</b>	165.2 Km/h
<b>Best Race Lap:</b>	2025	<b>Marc MARQUEZ</b>	<b>2'02.221</b>	162.3 Km/h
<b>All-Time Lap Record:</b>	2026	<b>Fabio DI GIANNANTONIO</b>	<b>2'00.136</b>	165.2 Km/h

The results are provisional until the end of the limit for protest and appeals.

Time limit for protest expires 60' after publication of the results - ..... Time: **Beth MILLER** **11:45**

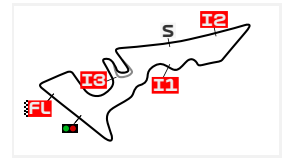
These data/results cannot be reproduced, stored and/or transmitted in whole or in part by any manner of electronic, mechanical, photocopying, recording, broadcasting or otherwise now known or herein after developed without the previous express consent by the copyright owner, except for reproduction in daily press and regular printed publications on sale to the public within 60 days of the event related to those data/results and always provided that copyright symbol appears together as follows below.

© MotoGP Sports Entertainment Group, 2026

Official MotoGP Timing by

www.motogp.com

**Austin, Saturday, March 28, 2026**



Circuit Of The Americas 5513 m.

# TOP SPEED & AVERAGE

## RED BULL GRAND PRIX OF THE UNITED STATES QUALIFYING NR. 2

#	Rider	Nation	Motorcycle	Top 5 speeds					Average	Top
49	<b>Fabio DI GIANNANTONIO</b>	ITA	DUCATI	352.7	344.7	341.3	340.2	339.1	342.9	<b>352.7</b>
72	<b>Marco BEZZECCHI</b>	ITA	APRILIA	350.4	350.4	349.2	348.1	345.8	348.8	<b>350.4</b>
79	<b>Ai OGURA</b>	JPN	APRILIA	350.4	348.1	346.9	346.9	342.4	346.9	<b>350.4</b>
36	<b>Joan MIR</b>	SPA	HONDA	349.2	346.9	346.9	344.7	343.5	346.2	<b>349.2</b>
37	<b>Pedro ACOSTA</b>	SPA	KTM	349.2	348.1	345.8	342.4	336.9	344.5	<b>349.2</b>
93	<b>Marc MARQUEZ</b>	SPA	DUCATI	349.2	346.9	345.8	344.7	342.4	345.2	<b>349.2</b>
63	<b>Francesco BAGNAIA</b>	ITA	DUCATI	348.1	346.9	345.8	345.8	345.8	346.5	<b>348.1</b>
10	<b>Luca MARINI</b>	ITA	HONDA	346.9	345.8	345.8	345.8	345.8	346.0	<b>346.9</b>
89	<b>Jorge MARTIN</b>	SPA	APRILIA	346.9	346.9	345.8	345.8	345.8	346.2	<b>346.9</b>
73	<b>Alex MARQUEZ</b>	SPA	DUCATI	344.7	344.7	344.7	343.5	343.5	344.2	<b>344.7</b>
23	<b>Enea BASTIANINI</b>	ITA	KTM	343.5	340.2	336.9	331.6	326.5	335.7	<b>343.5</b>
54	<b>Fermin ALDEGUER</b>	SPA	DUCATI	338.0	338.0	335.9	333.7	282.7	325.7	<b>338.0</b>

These data/results cannot be reproduced, stored and/or transmitted in whole or in part by any manner of electronic, mechanical, photocopying, recording, broadcasting or otherwise now known or herein after developed without the previous express consent by the copyright owner, except for reproduction in daily press and regular printed publications on sale to the public within 60 days of the event related to those data/results and always provided that copyright symbol appears together as follows below.

© MotoGP Sports Entertainment Group, 2026

Official MotoGP Timing by [www.motogp.com](http://www.motogp.com)

Austin, Saturday, March 28, 2026

# CHRONOLOGICAL ANALYSIS OF PERFORMANCES

## RED BULL GRAND PRIX OF THE UNITED STATES

### QUALIFYING NR. 2



\* Lap / Sector time cancelled  
 P Crossing the finish line in pit lane  
 \*\* Tyre data subject to further updates

T1 Time from finish line to 1st intermediate  
 T2 Time from 1st intermed. to 2nd intermed.

T3 Time from 2nd intermed. to 3rd intermed.  
 T4 Time from 3rd intermediate to finish line

Lap	Lap Time	T1	T2	T3	T4	Speed	Lap	Lap Time	T1	T2	T3	T4	Speed
<b>1st 49 Fabio DI GIANNANTONIO</b> DUCATI ITA Pertamina Enduro VR46 Racing Team							<b>4th 63 Francesco BAGNAIA</b> DUCATI ITA Ducati Lenovo Team						
Runs=2 Total laps=6 Full laps=3 Valid laps=2							Runs=2 Total laps=7 Full laps=4 Valid laps=4						
Run #	1	Front Tyre	Slick-Medium	Rear Tyre	Slick-Soft		Run #	1	Front Tyre	Slick-Medium	Rear Tyre	Slick-Soft	
		New Tyre		New Tyre					New Tyre		New Tyre		
1	2'20.233	34.939	30.264	34.208	24.446	340.2	1	2'11.522	35.775	30.150	36.625	24.687	346.9
2	<b>2'00.837</b>	34.046	29.192	33.573	24.026	341.3	2	<b>2'00.815</b>	34.152	29.241	33.321	24.101	348.1
3	2'08.708 P	33.751 *	30.295	34.740 *	29.922	344.7	3	2'14.398 P	40.697 *	30.326	34.254 *	29.121	345.8
Run #	2	Front Tyre	Slick-Medium	Rear Tyre	Slick-Soft		Run #	2	Front Tyre	Slick-Medium	Rear Tyre	Slick-Soft	
		3 Laps at start		New Tyre					3 Laps at start		New Tyre		
4	5'24.852	32.739	34.654	34.605	24.578	339.1	4	3'27.851	34.369	29.634	33.696	24.211	341.3
5	<b>2'00.136</b>	33.737	29.071	33.355	23.973	352.7	5	<b>2'02.527</b>	34.041	29.146	33.589	25.751	345.8
6	2'26.100 *	49.080 *	34.289	36.380	26.351	339.1	6	<b>2'04.059</b>	33.878	32.018	33.999	24.164	342.4
							7	<b>2'00.563</b>	33.874	29.186	33.393	24.110	345.8
<b>2nd 72 Marco BEZZECCHI</b> APRILIA ITA Aprilia Racing							<b>5th 36 Joan MIR</b> HONDA SPA Honda HRC Castrol						
Runs=2 Total laps=7 Full laps=4 Valid laps=4							Runs=2 Total laps=7 Full laps=4 Valid laps=4						
Run #	1	Front Tyre	Slick-Medium	Rear Tyre	Slick-Soft		Run #	1	Front Tyre	Slick-Medium	Rear Tyre	Slick-Soft	
		New Tyre		New Tyre					New Tyre		New Tyre		
1	2'10.188	35.260	30.112	35.436	24.451	348.1	1	2'12.880	34.744	30.489	36.219	25.435	346.9
2	<b>2'01.506</b>	34.230	29.129	33.758	24.389	350.4	2	<b>2'01.615</b>	34.282	29.264	33.876	24.193	349.2
3	<b>2'00.938</b>	34.074	29.145	33.636	24.083	350.4	3	<b>2'00.591</b>	34.064	29.002	33.416	24.109	346.9
4	2'14.613 P	40.064 *	30.573	35.335	28.641	345.8	4	2'12.844 P	36.992 *	30.708	36.476	28.668	339.1
Run #	2	Front Tyre	Slick-Medium	Rear Tyre	Slick-Soft		Run #	2	Front Tyre	Slick-Medium	Rear Tyre	Slick-Soft	
		4 Laps at start		New Tyre					4 Laps at start		New Tyre		
5	3'26.252	32.886	29.800	35.135	24.554	340.2	5	3'25.989	32.922	29.696	35.186	24.682	343.5
6	<b>2'00.329</b>	33.938	28.866	33.358	24.167	349.2	6	<b>2'03.669</b>	34.166	29.190	35.949	24.364	344.7
7	<b>2'00.844</b>	33.884	29.212	33.521	24.227	343.5	7	<b>2'08.825</b>	34.318	29.403	39.447	25.657	342.4
<b>3rd 37 Pedro ACOSTA</b> KTM SPA Red Bull KTM Factory Racing							<b>6th 93 Marc MARQUEZ</b> DUCATI SPA Ducati Lenovo Team						
Runs=2 Total laps=7 Full laps=4 Valid laps=3							Runs=2 Total laps=7 Full laps=4 Valid laps=3						
Run #	1	Front Tyre	Slick-Medium	Rear Tyre	Slick-Soft		Run #	1	Front Tyre	Slick-Medium	Rear Tyre	Slick-Soft	
		New Tyre		New Tyre					New Tyre		New Tyre		
1	2'08.052	35.298	30.522	35.084	24.691	331.6	1	2'12.649	35.325	30.573	36.165	25.387	344.7
2	<b>2'02.613</b>	34.359	29.518	34.344	24.392	349.2	2	<b>2'01.439</b>	34.369	29.242	33.513	24.315	345.8
3	<b>2'01.141</b>	34.106	29.203	33.646	24.186	345.8	3	<b>2'06.041</b>	34.001	29.288	37.759	24.993	346.9
4	2'05.826 P	32.579 *	29.733	34.298	29.216	336.9	4	2'09.247 P	34.225	29.106	36.290	29.626	349.2
Run #	2	Front Tyre	Slick-Medium	Rear Tyre	Slick-Soft		Run #	2	Front Tyre	Slick-Medium	Rear Tyre	Slick-Soft	
		4 Laps at start		New Tyre					4 Laps at start		New Tyre		
5	3'37.362	32.621	30.302	33.994	24.515	342.4	5	3'21.923	32.438	30.333	34.123	24.433	330.6
6	<b>2'00.485</b>	33.996	28.961	33.445	24.083	348.1							
7	2'16.197 *	44.234 *	31.908	35.196	24.859	335.9							

**Fastest Lap:** Fabio DI GIANNANTONIO ITA Pertamina Enduro VR46 Racing Team **2'00.136** 33.737 29.071 33.355 23.973

These data/results cannot be reproduced, stored and/or transmitted in whole or in part by any manner of electronic, mechanical, photocopying, recording, broadcasting or otherwise now known or herein after developed without the previous express consent by the copyright owner, except for reproduction in daily press and regular printed publications on sale to the public within 60 days of the event related to those data/results and always provided that copyright symbol appears together as follows below.

© MotoGP Sports Entertainment Group, 2026

Official MotoGP Timing by

www.motogp.com

Austin, Saturday, March 28, 2026

## Qualifying Nr. 2

MotoGP™

Lap	Lap Time	T1	T2	T3	T4	Speed
6	<b>2'00.637</b>	33.984	29.027	33.463	24.163	342.4
7	2'22.118 *	44.016 *	39.472	34.031	24.599	342.4

Lap	Lap Time	T1	T2	T3	T4	Speed
4	<b>2'01.124</b>	33.969	29.249	33.712	24.194	338.0
5	2'37.995 P	47.973 *	35.537	40.789	33.696	282.7

**7th 89 Jorge MARTIN** APRILIA SPA  
Aprilia Racing

Runs=2 Total laps=7 Full laps=4 Valid laps=3

Run #	1	Front Tyre	Slick-Medium	Rear Tyre	Slick-Soft	Speed
		New Tyre		New Tyre		
1	2'07.530	35.512	30.479	34.700	24.779	339.1
2	<b>2'02.263</b>	34.500	29.539	33.877	24.347	341.3
3	<b>2'01.170</b>	34.182	29.299	33.425	24.264	346.9
4	2'07.410 P	34.230 *	29.846	34.996	28.338	345.8
Run #	2	Front Tyre	Slick-Medium	Rear Tyre	Slick-Soft	Speed
		4 Laps at start		New Tyre		
5	3'34.288	32.883	30.137	35.036	24.459	345.8
6	<b>2'00.696</b>	33.911	29.060	33.594	24.131	346.9
7	2'19.827 *	48.347 *	30.506	35.421	25.553	345.8

**11th 79 Ai OGURA** APRILIA JPN  
Trackhouse MotoGP Team

Runs=2 Total laps=7 Full laps=4 Valid laps=4

Run #	1	Front Tyre	Slick-Medium	Rear Tyre	Slick-Soft	Speed
		New Tyre		New Tyre		
1	2'09.040	35.565	30.659	34.816	24.562	342.4
2	<b>2'02.765</b>	34.789	29.401	33.960	24.615	346.9
3	<b>2'01.793</b>	34.678	29.288	33.606	24.221	348.1
4	2'17.444 P	37.749 *	31.503	37.383	30.809	338.0
Run #	2	Front Tyre	Slick-Medium	Rear Tyre	Slick-Soft	Speed
		4 Laps at start		New Tyre		
5	3'25.303	35.391	30.893	34.449	25.161	333.7
6	<b>2'02.259</b>	34.498	29.619	33.688	24.454	346.9
7	<b>2'01.419</b>	34.070	29.416	33.725	24.208	350.4

**8th 73 Alex MARQUEZ** DUCATI SPA  
BK8 Gresini Racing MotoGP

Runs=2 Total laps=7 Full laps=4 Valid laps=3

Run #	1	Front Tyre	Slick-Medium	Rear Tyre	Slick-Soft	Speed
		New Tyre		New Tyre		
1	2'07.859	36.101	30.541	35.283	24.605	339.1
2	<b>2'02.359</b>	34.409	29.508	33.985	24.457	344.7
3	<b>2'01.232</b>	34.201	29.227	33.671	24.133	344.7
4	2'09.405 P	35.654 *	30.630	34.921	28.200	344.7
Run #	2	Front Tyre	Slick-Medium	Rear Tyre	Slick-Soft	Speed
		4 Laps at start		New Tyre		
5	3'31.000	32.427	30.725	34.880	24.471	320.6
6	<b>2'00.765</b>	33.905	29.192	33.611	24.057	343.5
7	2'03.358 *	35.745 *	29.519	33.748	24.346	343.5

**12th 23 Enea BASTIANINI** KTM ITA  
Red Bull KTM Tech3

Runs=2 Total laps=6 Full laps=3 Valid laps=3

Run #	1	Front Tyre	Slick-Medium	Rear Tyre	Slick-Soft	Speed
		New Tyre		New Tyre		
1	2'08.543	36.635	30.505	34.503	24.725	331.6
2	<b>2'04.766</b>	34.468	30.838	35.162	24.298	322.5
3	2'26.241 P	34.275	29.389	51.029	31.548	343.5
Run #	2	Front Tyre	Slick-Medium	Rear Tyre	Slick-Soft	Speed
		3 Laps at start		New Tyre		
4	5'21.011 *	31.927	30.251 *	34.053	24.485	336.9
5	<b>2'01.477</b>	34.239	29.364	33.605	24.269	340.2
6	<b>2'17.486</b>	34.189	41.683	36.193	25.421	326.5

**9th 10 Luca MARINI** HONDA ITA  
Honda HRC Castrol

Runs=2 Total laps=7 Full laps=4 Valid laps=4

Run #	1	Front Tyre	Slick-Medium	Rear Tyre	Slick-Soft	Speed
		New Tyre		New Tyre		
1	2'14.250	31.923	30.235	35.866	25.916	345.8
2	<b>2'01.582</b>	34.278	29.282	33.784	24.238	345.8
3	<b>2'01.255</b>	34.105	29.273	33.687	24.190	345.8
4	2'10.450 P	35.474 *	30.557	35.288	29.131	343.5
Run #	2	Front Tyre	Slick-Medium	Rear Tyre	Slick-Soft	Speed
		4 Laps at start		New Tyre		
5	3'28.191	33.311	30.464	34.364	24.811	345.8
6	<b>2'00.891</b>	34.056	29.152	33.457	24.226	346.9
7	<b>2'09.434</b>	34.063	29.306	40.403	25.662	343.5

**10th 54 Fermin ALDEGUER** DUCATI SPA  
BK8 Gresini Racing MotoGP

Runs=1 Total laps=5 Full laps=3 Valid laps=3

Run #	1	Front Tyre	Slick-Medium	Rear Tyre	Slick-Soft	Speed
		New Tyre		New Tyre		
1	3'41.711	35.303	30.543	34.356	24.625	333.7
2	<b>2'01.509</b>	34.242	29.261	33.815	24.191	335.9
3	<b>2'01.014</b>	34.077	29.166	33.666	24.105	338.0

**Fastest Lap:** Fabio DI GIANNANTONIO ITA artamina Enduro VR46 Racing Team **2'00.136** 33.737 29.071 33.355 23.973

These data/results cannot be reproduced, stored and/or transmitted in whole or in part by any manner of electronic, mechanical, photocopying, recording, broadcasting or otherwise now known or herein after developed without the previous express consent by the copyright owner, except for reproduction in daily press and regular printed publications on sale to the public within 60 days of the event related to those data/results and always provided that copyright symbol appears together as follows below.

© MotoGP Sports Entertainment Group, 2026

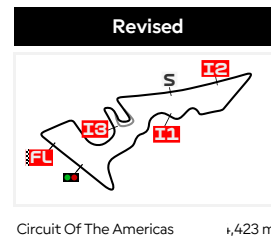
Official MotoGP Timing by TISSOT

www.motogp.com

Austin, Saturday, March 28, 2026

Page 2 of 2





**PROVISIONAL STARTING GRID**  
**RED BULL GRAND PRIX OF THE UNITED STATES**  
 RACE : 20 LAPS = 110.26 KM

1	<b>3</b> 2'00.563 <b>63 Francesco BAGNAIA</b> Ducati	<b>2</b> 2'00.485 <b>37 Pedro ACOSTA</b> KTM	<b>1</b> 2'00.136 <b>49 Fabio DI GIANNANTONIO</b> Ducati
2	<b>6</b> 2'00.637 <b>93 Marc MARQUEZ</b> Ducati	<b>5</b> 2'00.591 <b>36 Joan MIR</b> Honda	<b>4</b> 2'00.329 <b>72 Marco BEZZECCHI</b> Aprilia
3	<b>9</b> 2'01.014 <b>54 Fermin ALDEGUER</b> Ducati	<b>8</b> 2'00.765 <b>73 Alex MARQUEZ</b> Ducati	<b>7</b> 2'00.696 <b>89 Jorge MARTIN</b> Aprilia
4	<b>12</b> 2'01.477 <b>23 Enea BASTIANINI</b> KTM	<b>11</b> 2'00.891 <b>10 Luca MARINI</b> Honda	<b>10</b> 2'01.419 <b>79 Ai OGURA</b> Aprilia
5	<b>15</b> 2'01.445 <b>5 Johann ZARCO</b> Honda	<b>14</b> 2'01.306 <b>11 Diogo MOREIRA</b> Honda	<b>13</b> 2'01.228 <b>25 Raul FERNANDEZ</b> Aprilia
6	<b>18</b> 2'01.865 <b>33 Brad BINDER</b> KTM	<b>17</b> 2'01.745 <b>7 Toprak RAZGATLIOGLU</b> Yamaha	<b>16</b> 2'01.553 <b>20 Fabio QUARTARARO</b> Yamaha
7	<b>21</b> 2'02.366 <b>42 Alex RINS</b> Yamaha	<b>20</b> 2'02.117 <b>21 Franco MORBIDELLI</b> Ducati	<b>19</b> 2'01.893 <b>43 Jack MILLER</b> Yamaha

FIM MotoGP Stewards grid penalty for riders #10 & #72

The results are provisional until the end of the limit for protest and appeals.  
 Time limit for protest expires 60' after publication of the results - ..... **Beth MILLER** ..... Time: **14:28**  
 These data/results cannot be reproduced, stored and/or transmitted in whole or in part by any manner of electronic, mechanical, photocopying, recording, broadcasting or otherwise now known or herein after developed without the previous express consent by the copyright owner, except for reproduction in daily press and regular printed publications on sale to the public within 60 days of the event related to those data/results and always provided that copyright symbol appears together as follows below.

# BMW M AWARD - BEST QUALIFIER MOTOGP 2025

## RED BULL GRAND PRIX OF THE UNITED STATES



Circuit Of The Americas 5513 m.

Rider	Nation	Points	THA	BRA	USA	SPA	FRA	CAT	ITA	HUN	CZE	NED	GER	GBR	ARA	RSM	AUT	JPN	INA	AUS	MAL	QAT	POR	VAL
1 <b>BEZZECCHI Marco</b>	ITA	<b>65</b>	25	20	20																			
2 <b>DI GIANNANTONIO Fabio</b>	ITA	<b>63</b>	13	25	25																			
3 <b>MARQUEZ Marc</b>	SPA	<b>46</b>	20	16	10																			
4 <b>ACOSTA Pedro</b>	SPA	<b>33</b>	10	7	16																			
5 <b>MARTIN Jorge</b>	SPA	<b>31</b>	11	11	9																			
6 <b>MARQUEZ Alex</b>	SPA	<b>25</b>	9	8	8																			
7 <b>OGURA Ai</b>	JPN	<b>23</b>	8	10	5																			
8 <b>BAGNAIA Francesco</b>	ITA	<b>21</b>	3	5	13																			
9 <b>MIR Joan</b>	SPA	<b>20</b>	6	3	11																			
10 <b>FERNANDEZ Raul</b>	SPA	<b>19</b>	16	-	3																			
11 <b>ALDEGUER Fermin</b>	SPA	<b>15</b>	-	9	6																			
12 <b>QUARTARARO Fabio</b>	FRA	<b>13</b>	-	13	-																			
13 <b>ZARCO Johann</b>	FRA	<b>11</b>	4	6	1																			
14 <b>MARINI Luca</b>	ITA	<b>9</b>	2	-	7																			
15 <b>MORBIDELLI Franco</b>	ITA	<b>8</b>	7	1	-																			
16 <b>BINDER Brad</b>	RSA	<b>5</b>	5	-	-																			
17 <b>MOREIRA Dioqo</b>	BRA	<b>5</b>	1	2	2																			
18 <b>RAZGATLIOGLU Toprak</b>	TUR	<b>4</b>	-	4	-																			
19 <b>BASTIANINI Enea</b>	ITA	<b>4</b>	-	-	4																			

These data/results cannot be reproduced, stored and/or transmitted in whole or in part by any manner of electronic, mechanical, photocopying, recording, broadcasting or otherwise now known or herein after developed without the previous express consent by the copyright owner, except for reproduction in daily press and regular printed publications on sale to the public within 60 days of the event related to those data/results and always provided that copyright symbol appears together as follows below.

© MotoGP Sports Entertainment Group, 2026

Official MotoGP Timing by

www.motogp.com

Austin, Saturday, March 28, 2026



## EVENT BEST MAXIMUM SPEED

### RED BULL GRAND PRIX OF THE UNITED STATES QUALIFYING NR. 2



Circuit Of The Americas 5513 m.

#	Rider	Nation	Team	Motorcycle	Km/h	
49	<b>Fabio DI GIANNANTONIO</b>	ITA	Pertamina Enduro VR46 Racing Team	DUCATI	<b>352.7</b>	Qualifying Nr. 2
72	<b>Marco BEZZECCHI</b>	ITA	Aprilia Racing	APRILIA	<b>351.6</b>	Free Practice Nr. 2
79	<b>Ai OGURA</b>	JPN	Trackhouse MotoGP Team	APRILIA	<b>350.4</b>	Qualifying Nr. 2
37	<b>Pedro ACOSTA</b>	SPA	Red Bull KTM Factory Racing	KTM	<b>349.2</b>	Qualifying Nr. 2
89	<b>Jorge MARTIN</b>	SPA	Aprilia Racing	APRILIA	<b>349.2</b>	Free Practice Nr. 2
73	<b>Alex MARQUEZ</b>	SPA	BK8 Gresini Racing MotoGP	DUCATI	<b>349.2</b>	Free Practice Nr. 2
93	<b>Marc MARQUEZ</b>	SPA	Ducati Lenovo Team	DUCATI	<b>349.2</b>	Qualifying Nr. 2
33	<b>Brad BINDER</b>	RSA	Red Bull KTM Factory Racing	KTM	<b>349.2</b>	Free Practice Nr. 2
36	<b>Joan MIR</b>	SPA	Honda HRC Castrol	HONDA	<b>349.2</b>	Qualifying Nr. 2
63	<b>Francesco BAGNAIA</b>	ITA	Ducati Lenovo Team	DUCATI	<b>348.1</b>	Qualifying Nr. 2
54	<b>Fermin ALDEGUER</b>	SPA	BK8 Gresini Racing MotoGP	DUCATI	<b>346.9</b>	Qualifying Nr. 1
5	<b>Johann ZARCO</b>	FRA	Castrol Honda LCR	HONDA	<b>346.9</b>	Qualifying Nr. 1
10	<b>Luca MARINI</b>	ITA	Honda HRC Castrol	HONDA	<b>346.9</b>	Qualifying Nr. 2
21	<b>Franco MORBIDELLI</b>	ITA	Pertamina Enduro VR46 Racing Team	DUCATI	<b>345.8</b>	Free Practice Nr. 2
42	<b>Alex RINS</b>	SPA	Monster Energy Yamaha MotoGP Team	YAMAHA	<b>344.7</b>	Free Practice Nr. 2
7	<b>Toprak RAZGATLIOGLU</b>	TUR	Prima Pramac Yamaha MotoGP	YAMAHA	<b>344.7</b>	Free Practice Nr. 2
23	<b>Enea BASTIANINI</b>	ITA	Red Bull KTM Tech3	KTM	<b>343.5</b>	Qualifying Nr. 2
11	<b>Diogo MOREIRA</b>	BRA	Pro Honda LCR	HONDA	<b>343.5</b>	Free Practice Nr. 2
25	<b>Raul FERNANDEZ</b>	SPA	Trackhouse MotoGP Team	APRILIA	<b>342.4</b>	Qualifying Nr. 1
20	<b>Fabio QUARTARARO</b>	FRA	Monster Energy Yamaha MotoGP Team	YAMAHA	<b>341.3</b>	Practice
12	<b>Maverick VIÑALES</b>	SPA	Red Bull KTM Tech3	KTM	<b>341.3</b>	Free Practice Nr. 1
43	<b>Jack MILLER</b>	AUS	Prima Pramac Yamaha MotoGP	YAMAHA	<b>340.2</b>	Free Practice Nr. 2

These data/results cannot be reproduced, stored and/or transmitted in whole or in part by any manner of electronic, mechanical, photocopying, recording, broadcasting or otherwise now known or herein after developed without the previous express consent by the copyright owner, except for reproduction in daily press and regular printed publications on sale to the public within 60 days of the event related to those data/results and always provided that copyright symbol appears together as follows below.

© MotoGP Sports Entertainment Group, 2026

Official MotoGP Timing by

www.motogp.com

Austin, Saturday, March 28, 2026

## BEST PARTIAL TIMES

### RED BULL GRAND PRIX OF THE UNITED STATES

#### QUALIFYING NR. 2



Circuit Of The Americas 5513 m.

*IT* Ideal Lap Time, sum of the best partial times

*BT* Best Lap Time

T1			T2		T3		T4		Pos	Rider	IT	BT	
Pos	Rider	Time	Rider	Time	Rider	Time	Rider	Time					
1	F.DI GIANNANT	33.737	M.BEZZECCHI	28.866	F.BAGNAIA	33.321	F.DI GIANNANT	23.973	1	F.DI GIANNANTONI	2'00.136	2'00.136	(1)
2	<b>F.BAGNAIA</b>	<b>33.874</b>	<b>P.ACOSTA</b>	<b>28.961</b>	<b>F.DI GIANNANT</b>	<b>33.355</b>	<b>A.MARQUEZ</b>	<b>24.057</b>	2	M.BEZZECCHI	2'00.191	2'00.329	(2)
3	M.BEZZECCHI	33.884	J.MIR	29.002	M.BEZZECCHI	33.358	P.ACOSTA	24.083	3	F.BAGNAIA	2'00.442	2'00.563	(4)
4	<b>A.MARQUEZ</b>	<b>33.905</b>	<b>M.MARQUEZ</b>	<b>29.027</b>	<b>J.MIR</b>	<b>33.416</b>	<b>M.BEZZECCHI</b>	<b>24.083</b>	4	P.ACOSTA	2'00.485	2'00.485	(3)
5	J.MARTIN	33.911	J.MARTIN	29.060	J.MARTIN	33.425	F.BAGNAIA	24.101	5	J.MARTIN	2'00.527	2'00.696	(7)
6	<b>F.ALDEGUER</b>	<b>33.969</b>	<b>F.DI GIANNANT</b>	<b>29.071</b>	<b>P.ACOSTA</b>	<b>33.445</b>	<b>F.ALDEGUER</b>	<b>24.105</b>	6	J.MIR	2'00.591	2'00.591	(5)
7	M.MARQUEZ	33.984	F.BAGNAIA	29.146	L.MARINI	33.457	J.MIR	24.109	7	M.MARQUEZ	2'00.637	2'00.637	(6)
8	<b>P.ACOSTA</b>	<b>33.996</b>	<b>L.MARINI</b>	<b>29.152</b>	<b>M.MARQUEZ</b>	<b>33.463</b>	<b>J.MARTIN</b>	<b>24.131</b>	8	A.MARQUEZ	2'00.765	2'00.765	(8)
9	L.MARINI	34.056	F.ALDEGUER	29.166	E.BASTIANINI	33.605	M.MARQUEZ	24.163	9	L.MARINI	2'00.855	2'00.891	(9)
10	<b>J.MIR</b>	<b>34.064</b>	<b>A.MARQUEZ</b>	<b>29.192</b>	<b>A.OGURA</b>	<b>33.606</b>	<b>L.MARINI</b>	<b>24.190</b>	10	F.ALDEGUER	2'00.906	2'01.014	(10)
11	A.OGURA	34.070	A.OGURA	29.288	A.MARQUEZ	33.611	A.OGURA	24.208	11	A.OGURA	2'01.172	2'01.419	(11)
12	<b>E.BASTIANINI</b>	<b>34.189</b>	<b>E.BASTIANINI</b>	<b>29.364</b>	<b>F.ALDEGUER</b>	<b>33.666</b>	<b>E.BASTIANINI</b>	<b>24.269</b>	12	E.BASTIANINI	2'01.427	2'01.477	(12)

These data/results cannot be reproduced, stored and/or transmitted in whole or in part by any manner of electronic, mechanical, photocopying, recording, broadcasting or otherwise now known or herein after developed without the previous express consent by the copyright owner, except for reproduction in daily press and regular printed publications on sale to the public within 60 days of the event related to those data/results and always provided that copyright symbol appears together as follows below.

© MotoGP Sports Entertainment Group, 2026

## FASTEST LAPS SEQUENCE


RED BULL GRAND PRIX OF THE UNITED STATES  
QUALIFYING NR. 2

Circuit Of The Americas 5513 m.

<i>Practice Time</i>	<i>#</i>	<i>Rider</i>	<i>Nation</i>	<i>Motorcycle</i>	<i>Time</i>	<i>Km/h</i>	<i>Rider's Lap</i>
<b>4'09.793</b>	89	<b>Jorge MARTIN</b>	SPA	APRILIA	<b>2'02.263</b>	162.3	2
<b>4'11.694</b>	72	<b>Marco BEZZECCHI</b>	ITA	APRILIA	<b>2'01.506</b>	163.3	2
<b>4'12.337</b>	63	<b>Francesco BAGNAIA</b>	ITA	DUCATI	<b>2'00.815</b>	164.2	2
<b>6'15.086</b>	36	<b>Joan MIR</b>	SPA	HONDA	<b>2'00.591</b>	164.5	3
<b>13'53.826</b>	72	<b>Marco BEZZECCHI</b>	ITA	APRILIA	<b>2'00.329</b>	164.9	6
<b>13'54.766</b>	49	<b>Fabio DI GIANNANTONI</b>	ITA	DUCATI	<b>2'00.136</b>	165.2	5

These data/results cannot be reproduced, stored and/or transmitted in whole or in part by any manner of electronic, mechanical, photocopying, recording, broadcasting or otherwise now known or herein after developed without the previous express consent by the copyright owner, except for reproduction in daily press and regular printed publications on sale to the public within 60 days of the event related to those data/results and always provided that copyright symbol appears together as follows below.

© MotoGP Sports Entertainment Group, 2026

Official MotoGP Timing by  TISSOT  
www.motogp.com

Austin, Saturday, March 28, 2026