



TT Circuit Assen

4542 m.

CLASSIFICATION

GRAND PRIX OF THE NETHERLANDS TISSOT GRAND PRIX OF THE PRACTICE

#	Rider	Nation	Team	Motorcycle	Time	Lap Total	Gap	T. Speed
1	72 Marco BEZZECCHI	ITA	Aprilia Racing	APRILIA	1'31.123	21 26		312.1
2	25 Raul FERNANDEZ	SPA	SuperFile Trackhouse MotoGP Team	APRILIA	1'31.300	19 23	0.177 0.177	305.0
3	37 Pedro ACOSTA	SPA	Red Bull KTM Factory Racing	KTM	1'31.310	23 23	0.187 0.010	310.3
4	79 Ai OGURA	JPN	SuperFile Trackhouse MotoGP Team	APRILIA	1'31.362	16 21	0.239 0.052	308.5
5	63 Francesco BAGNAIA	ITA	Ducati Lenovo Team	DUCATI	1'31.384	26 26	0.261 0.022	307.6
6	93 Marc MARQUEZ	SPA	Ducati Lenovo Team	DUCATI	1'31.446	19 22	0.323 0.062	305.9
7	49 Fabio DI GIANNANTONIO	ITA	Pertamina Enduro VR46 Racing Team	DUCATI	1'31.465	23 23	0.342 0.019	306.8
8	23 Enea BASTIANINI	ITA	Red Bull KTM Tech3	KTM	1'31.588	25 25	0.465 0.123	307.6
9	89 Jorge MARTIN	SPA	Aprilia Racing	APRILIA	1'31.638	20 21	0.515 0.050	308.5
10	73 Alex MARQUEZ	SPA	BK8 Gresini Racing MotoGP	DUCATI	1'31.701	12 14	0.578 0.063	308.5
11	21 Franco MORBIDELLI	ITA	Pertamina Enduro VR46 Racing Team	DUCATI	1'31.727	24 24	0.604 0.026	305.9
12	36 Joan MIR	SPA	Honda HRC Castrol	HONDA	1'31.825	22 26	0.702 0.098	308.5
13	11 Diogo MOREIRA	BRA	Pro Honda LCR	HONDA	1'31.856	16 21	0.733 0.031	308.5
14	54 Fermin ALDEGUER	SPA	BK8 Gresini Racing MotoGP	DUCATI	1'31.861	13 13	0.738 0.005	303.3
15	20 Fabio QUARTARARO	FRA	Monster Energy Yamaha MotoGP Team	YAMAHA	1'32.086	25 26	0.963 0.225	301.6
16	12 Maverick VIÑALES	SPA	Red Bull KTM Tech3	KTM	1'32.304	21 21	1.181 0.218	305.9
17	42 Alex RINS	SPA	Monster Energy Yamaha MotoGP Team	YAMAHA	1'32.372	20 20	1.249 0.068	308.5
18	10 Luca MARINI	ITA	Honda HRC Castrol	HONDA	1'32.401	16 24	1.278 0.029	307.6
19	43 Jack MILLER	AUS	Prima Pramac Yamaha MotoGP	YAMAHA	1'32.425	17 23	1.302 0.024	301.6
20	7 Toprak RAZGATLIOGLU	TUR	Prima Pramac Yamaha MotoGP	YAMAHA	1'32.593	16 21	1.470 0.168	302.5
21	33 Brad BINDER	RSA	Red Bull KTM Factory Racing	KTM	1'32.827	16 21	1.704 0.234	307.6
22	47 Augusto FERNANDEZ	SPA	Yamaha Factory Racing	YAMAHA	1'33.110	22 22	1.987 0.283	300.8
23	35 Cal CRUTCHLOW	GBR	Castrol Honda LCR	HONDA	1'33.215	22 22	2.092 0.105	305.0

Practice condition: Dry

Air: 36°

Humidity: 40%

Ground: 49°

Fastest Lap:	Lap: 21	Marco BEZZECCHI	1'31.123	179.4 Km/h
Best Race Lap:	2024	Francesco BAGNAIA	1'31.866	177.9 Km/h
All-Time Lap Record:	2024	Francesco BAGNAIA	1'30.540	180.5 Km/h

The results are provisional until the end of the limit for protest and appeals.

Time limit for protest expires 60' after publication of the results - Time:

Roland BRONTSEMA
16:20

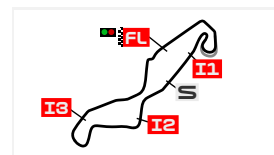
These data/results cannot be reproduced, stored and/or transmitted in whole or in part by any manner of electronic, mechanical, photocopying, recording, broadcasting or otherwise now known or herein after developed without the previous express consent by the copyright owner, except for reproduction in daily press and regular printed publications on sale to the public within 60 days of the event related to those data/results and always provided that copyright symbol appears together as follows below.

© MotoGP Sports Entertainment Group, 2026

Official MotoGP Timing by

www.motogp.com

Assen, Friday, June 26, 2026



TT Circuit Assen

4542 m.

TOP SPEED & AVERAGE

GRAND PRIX OF THE NETHERLANDS TISSOT GRAND PRIX OF THE PRACTICE

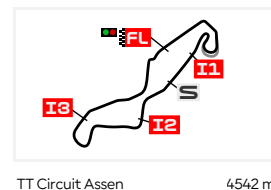
#	Rider	Nation	Motorcycle	Top 5 speeds					Average	Top
72	Marco BEZZECCHI	ITA	APRILIA	312.1	311.2	309.4	309.4	309.4	310.2	312.1
37	Pedro ACOSTA	SPA	KTM	310.3	309.4	305.9	305.9	305.9	307.5	310.3
11	Diogo MOREIRA	BRA	HONDA	308.5	308.5	308.5	307.6	307.6	308.1	308.5
36	Joan MIR	SPA	HONDA	308.5	305.9	305.9	305.0	305.0	305.9	308.5
42	Alex RINS	SPA	YAMAHA	308.5	308.5	305.0	304.2	303.3	305.2	308.5
73	Alex MARQUEZ	SPA	DUCATI	308.5	306.8	305.9	305.0	304.2	305.4	308.5
79	Ai OGURA	JPN	APRILIA	308.5	308.5	307.6	307.6	306.8	307.8	308.5
89	Jorge MARTIN	SPA	APRILIA	308.5	307.6	306.8	306.8	306.8	307.3	308.5
10	Luca MARINI	ITA	HONDA	307.6	305.9	305.9	305.9	305.9	306.2	307.6
23	Enea BASTIANINI	ITA	KTM	307.6	305.9	305.9	305.9	305.0	305.9	307.6
33	Brad BINDER	RSA	KTM	307.6	305.0	305.0	305.0	304.2	305.2	307.6
63	Francesco BAGNAIA	ITA	DUCATI	307.6	306.8	305.9	305.9	305.9	306.1	307.6
49	Fabio DI GIANNANTONIO	ITA	DUCATI	306.8	306.8	305.9	305.0	305.0	305.5	306.8
12	Maverick VIÑALES	SPA	KTM	305.9	304.2	304.2	304.2	304.2	304.5	305.9
21	Franco MORBIDELLI	ITA	DUCATI	305.9	304.2	303.3	302.5	302.5	303.7	305.9
93	Marc MARQUEZ	SPA	DUCATI	305.9	305.0	305.0	305.0	305.0	305.2	305.9
25	Raul FERNANDEZ	SPA	APRILIA	305.0	305.0	305.0	304.2	304.2	304.7	305.0
35	Cal CRUTCHLOW	GBR	HONDA	305.0	305.0	304.2	304.2	303.3	304.0	305.0
54	Fermin ALDEGUER	SPA	DUCATI	303.3	303.3	301.6	301.6	300.8	301.7	303.3
7	Toprak RAZGATLIOGLU	TUR	YAMAHA	302.5	301.6	301.6	301.6	301.6	301.8	302.5
20	Fabio QUARTARARO	FRA	YAMAHA	301.6	301.6	301.6	300.8	300.8	301.1	301.6
43	Jack MILLER	AUS	YAMAHA	301.6	301.6	301.6	300.8	300.8	301.3	301.6
47	Augusto FERNANDEZ	SPA	YAMAHA	300.8	299.1	298.3	298.3	298.3	298.7	300.8

These data/results cannot be reproduced, stored and/or transmitted in whole or in part by any manner of electronic, mechanical, photocopying, recording, broadcasting or otherwise now known or herein after developed without the previous express consent by the copyright owner, except for reproduction in daily press and regular printed publications on sale to the public within 60 days of the event related to those data/results and always provided that copyright symbol appears together as follows below.

© MotoGP Sports Entertainment Group, 2026

Official MotoGP Timing by www.motogp.com

Assen, Friday, June 26, 2026



CHRONOLOGICAL ANALYSIS OF PERFORMANCES

GRAND PRIX OF THE NETHERLANDS

TISSOT GRAND PRIX OF THE NETHERLANDS PRACTICE

* Lap / Sector time cancelled
 P Crossing the finish line in pit lane
 ** Tyre data subject to further updates

T1 Time from finish line to 1st intermediate
T2 Time from 1st intermed. to 2nd intermed.

T3 Time from 2nd intermed. to 3rd intermed.
T4 Time from 3rd intermediate to finish line

Lap	Lap Time	T1	T2	T3	T4	Speed	Lap	Lap Time	T1	T2	T3	T4	Speed
1st	72	Marco BEZZECCHI		APRILIA	ITA		2nd	25	Raul FERNANDEZ		APRILIA	SPA	
		Aprilia Racing							SuperFile Trackhouse MotoGP Team				
		Runs=5	Total laps=26	Full laps=17	Valid laps=16				Runs=4	Total laps=23	Full laps=15	Valid laps=13	
Run #	1	Front Tyre	Slick-Medium	Rear Tyre	Slick-Medium		Run #	1	Front Tyre	Slick-Medium	Rear Tyre	Slick-Medium	
		5 Laps at start		New Tyre					New Tyre		New Tyre		
1	1'44.737	30.804	15.643	28.698	22.466	296.7	1	2'01.358	31.483	15.256	27.305	22.424	299.1
2	1'34.701	31.576	14.650	26.761	21.714	306.8	2	1'33.920	31.013	14.675	26.638	21.594	300.8
3	1'33.423	30.826	14.445	26.489	21.663	304.2	3	1'33.168	30.811	14.521	26.368	21.468	301.6
4	1'32.829	30.695	14.458	26.347	21.329	305.0	4	1'34.092 *	30.994 *	14.678	26.770	21.650	300.0
5	1'32.508	30.691	14.361	26.252	21.204	305.9	5	1'32.721	30.599	14.358	26.395	21.369	301.6
6	1'32.275	30.537	14.295	26.308	21.135	305.0	6	1'32.863	30.593	14.483	26.345	21.442	300.8
7	1'32.750	30.686	14.390	26.341	21.333	302.5	7	1'42.636	34.103	16.300	28.501	23.732	279.7
8	1'32.145	30.467	14.227	26.262	21.189	305.0	8	1'32.900	30.690	14.513	26.350	21.347	300.8
9	1'50.946 P	37.850	15.660	27.165	30.271	274.8	9	1'56.932 P	40.234	16.850	28.956	30.892	254.7
Run #	2	Front Tyre	Slick-Medium	Rear Tyre	Slick-Soft		Run #	2	Front Tyre	Slick-Medium	Rear Tyre	Slick-Soft	
		New Tyre		New Tyre					9 Laps at start		New Tyre		
10	9'26.928	33.422	14.794	26.850	21.664	306.8	10	10'29.274	35.211	15.049	27.123	21.845	300.0
11	1'31.993	30.417	14.205	26.219	21.152	309.4	11	1'32.101	30.480	14.401	26.065	21.155	303.3
12	1'32.130	30.252	14.165	26.131	21.582	311.2	12	1'31.813	30.342	14.286	26.138	21.047	303.3
13	1'31.587	30.217	14.219	26.138	21.013	306.8	13	1'41.128	36.468	14.789	28.112	21.759	300.8
14	1'47.614	39.285	15.344	30.626	22.359	271.3	14	1'32.102	30.493	14.375	26.154	21.080	302.5
15	1'32.113	30.455	14.256	26.207	21.195	308.5	15	1'31.980	30.263	14.305	26.155	21.257	304.2
16	1'32.253	30.366	14.239	26.368	21.280	312.1	16	1'51.627 P	36.511	14.989	28.611	31.516	300.8
17	1'41.180	36.018	15.378	27.519	22.265	275.5							
18	1'44.701 P	30.436	14.883	28.668	30.714	309.4							
Run #	3	Front Tyre	Slick-Medium	Rear Tyre	Slick-Soft		Run #	3	Front Tyre	Slick-Medium	Rear Tyre	Slick-Soft	
		New Tyre		New Tyre					New Tyre		New Tyre		
19	8'43.246 *	30.467	14.968	28.072 *	22.656	305.0	17	12'25.114	35.178	15.020	26.627	21.526	300.8
20	1'33.425 *	30.236	14.211	26.731 *	22.247	307.6	18	1'31.370	30.145	14.292	25.944	20.989	305.0
21	1'31.123	30.130	14.164	25.971	20.858	309.4	19	1'31.300	30.140	14.221	25.941	20.998	305.0
22	2'03.587 P	38.735	25.745 *	28.305	30.802	288.0	20	1'53.969 P	39.542	15.902	28.067	30.458	287.2
Run #	4	Front Tyre	Slick-Medium	Rear Tyre	Slick-Soft		Run #	4	Front Tyre	Slick-Medium	Rear Tyre	Slick-Soft	
		4 Laps at start		New Tyre					4 Laps at start		New Tyre		
23	5'33.296 *	30.777	15.029	27.143	22.562 *	306.8	21	2'58.865	31.113	14.690	26.411	21.516	304.2
24	1'56.160 P	30.343	14.384 *	35.264 *	36.169	308.5	22	1'40.070 *	30.137	14.176	26.568 *	29.189 *	305.0
							23	2'22.635 P	46.515 *	22.654 *	38.028 *	35.438	160.2
Run #	5	Front Tyre	Slick-Medium	Rear Tyre	Slick-Soft								
		6 Laps at start		2 Laps at start									
25	5'50.257 P	30.961	14.909	26.891	21.833	306.8							
26	1'39.234	30.235	20.496	26.751	21.752	309.4							
3rd	37	Pedro ACOSTA		KTM	SPA								
		Red Bull KTM Factory Racing											
		Runs=5	Total laps=23	Full laps=14	Valid laps=12								
Run #	1	Front Tyre	Slick-Medium	Rear Tyre	Slick-Soft		Run #	1	Front Tyre	Slick-Medium	Rear Tyre	Slick-Soft	
		New Tyre		New Tyre					New Tyre		New Tyre		
1	1'44.840	30.678	15.200	27.117	22.278	299.1	1	1'44.840	30.678	15.200	27.117	22.278	299.1
2	1'33.710	31.107	14.656	26.443	21.504	305.9	2	1'33.710	31.107	14.656	26.443	21.504	305.9

Fastest Lap:	Marco BEZZECCHI	ITA	Aprilia Racing	1'31.123	30.130	14.164	25.971	20.858
---------------------	-----------------	-----	----------------	-----------------	--------	--------	--------	--------

These data/results cannot be reproduced, stored and/or transmitted in whole or in part by any manner of electronic, mechanical, photocopying, recording, broadcasting or otherwise now known or herein after developed without the previous express consent by the copyright owner, except for reproduction in daily press and regular printed publications on sale to the public within 60 days of the event related to those data/results and always provided that copyright symbol appears together as follows below.

© MotoGP Sports Entertainment Group, 2026

Official MotoGP Timing by

www.motogp.com

Assen, Friday, June 26, 2026

Practice

MotoGP™

Lap	Lap Time	T1	T2	T3	T4	Speed
3	1'32.941	30.548	14.507	26.384	21.502	305.9
4	1'33.484	31.081	14.634	26.369	21.400	301.6
5	1'32.357	30.463	14.353	26.264	21.277	304.2
6	1'37.978 *	35.540	14.495	26.381	21.562 *	305.0
7	1'32.836	30.498	14.329	26.627	21.382	303.3
8	1'32.486	30.429	14.425	26.321	21.311	303.3
9	1'47.425 P	32.217	18.205 *	27.887	29.116	279.0
Run #	2	Front Tyre	Slick-Medium 9 Laps at start	Rear Tyre	Slick-Soft 9 Laps at start	
10	8'13.993	34.027	15.371	27.619	22.520	299.1
11	1'33.815	30.715	14.637	26.651	21.812	304.2
12	1'32.816 *	30.587	14.436	26.385	21.408 *	302.5
13	1'37.562	34.121	14.817	27.043	21.581	300.8
14	1'32.713	30.610	14.344	26.387	21.372	303.3
15	1'40.412 P	30.504	14.328	26.444	29.136	304.2
Run #	3	Front Tyre	Slick-Medium New Tyre	Rear Tyre	Slick-Soft New Tyre	
16	10'59.849	31.702	15.165	27.412	21.764	295.8
17	1'31.969	30.240	14.356	26.027	21.346	303.3
18	1'31.751	30.108	14.360	26.077	21.206	304.2
19	1'44.923 P	32.730	15.481	27.412 *	29.300	286.4
Run #	4	Front Tyre	Slick-Medium 4 Laps at start	Rear Tyre	Slick-Soft New Tyre	
20	9'33.419 *	35.037	14.783	27.755	22.617 *	305.9
21	1'50.802 P	30.371	18.436	30.774 *	31.221	240.5
Run #	5	Front Tyre	Slick-Medium 6 Laps at start	Rear Tyre	Slick-Soft 2 Laps at start	
22	5'48.543 P	33.062	14.799	28.514	22.160	310.3
23	1'31.310	30.151	14.205	25.951	21.003	309.4

4th 79

Ai OGURA

APRILIA

JPN

SuperFile Trackhouse MotoGP Team

Runs=6 Total laps=21 Full laps=10 Valid laps=10

Run #	1	Front Tyre	Slick-Medium 7 Laps at start	Rear Tyre	Slick-Medium New Tyre	
1	2'21.644	39.783	16.609	32.014	23.576	280.5
2	2'03.234 P	37.859	18.681	31.516	35.178	187.8
Run #	2	Front Tyre	Slick-Medium 9 Laps at start	Rear Tyre	Slick-Medium 2 Laps at start	
3	6'18.478	33.262	15.318	28.224	22.151	298.3
4	1'33.923	31.240	14.591	26.596	21.496	303.3
5	1'32.794	30.760	14.392	26.387	21.255	304.2
6	1'32.554	30.707	14.352	26.377	21.118	304.2
7	1'32.655	30.674	14.383	26.450	21.148	304.2
8	1'56.520 P	37.825	15.595	28.975	34.125	295.0
Run #	3	Front Tyre	Slick-Medium New Tyre	Rear Tyre	Slick-Soft New Tyre	
9	9'08.382	34.570	15.640	28.058	21.943	300.0
10	1'35.956	32.259	15.220	26.915	21.562	304.2
11	1'31.886	30.456	14.275	26.183	20.972	307.6
12	1'31.443	30.249	14.248	26.089	20.857	307.6
13	1'53.616 P	35.638	16.039	28.641	33.298	297.5
Run #	4	Front Tyre	Slick-Medium New Tyre	Rear Tyre	Slick-Soft New Tyre	
14	13'28.505	33.810	15.061	28.368	21.809	304.2

Lap	Lap Time	T1	T2	T3	T4	Speed
15	1'31.873	30.409	14.277	26.113	21.074	306.8
16	1'31.362	30.222	14.174	26.108	20.858	308.5
17	1'52.918 P	35.334	14.901	27.845	34.838	305.0
Run #	5	Front Tyre	missing data ** Laps at start	Rear Tyre	missing data ** Laps at start	
18	3'03.157 *	33.236	14.818	27.766	22.446 *	305.9
19	2'01.207 P	33.347	15.547	35.221 *	37.092	296.7
Run #	6	Front Tyre	Slick-Medium 4 Laps at start	Rear Tyre	Slick-Soft New Tyre	
20	6'36.233 P	32.221	14.938	27.877	21.621	305.9
21	1'31.473	30.282	14.246	26.094	20.851	308.5

5th 63

Francesco BAGNAIA

DUCATI

ITA

Ducati Lenovo Team

Runs=6 Total laps=26 Full laps=15 Valid laps=14

Run #	1	Front Tyre	Slick-Medium New Tyre	Rear Tyre	Slick-Soft New Tyre	
1	1'40.975	31.040	15.654	27.659	22.261	293.4
2	1'34.105	30.941	14.704	26.621	21.839	305.0
3	1'33.123	30.646	14.546	26.330	21.601	305.9
4	1'34.063	31.150	14.672	26.608	21.633	305.0
5	1'33.010	30.684	14.443	26.359	21.524	305.0
6	1'32.855	30.567	14.422	26.407	21.459	305.0
7	1'55.742 P	41.084	15.566	28.585	30.507	276.9
Run #	2	Front Tyre	Slick-Medium 7 Laps at start	Rear Tyre	Slick-Medium New Tyre	
8	7'29.191	31.921	15.033	26.827	21.705	299.1
9	1'33.183	30.789	14.512	26.414	21.468	305.9
10	1'32.722	30.538	14.398	26.326	21.460	305.9
11	1'33.011	30.590	14.508	26.475	21.438	306.8
12	1'43.861	39.355	15.274	27.186	22.046	290.3
13	1'48.663 P	37.565	14.501	26.385	30.212	305.0
Run #	3	Front Tyre	Slick-Medium 13 Laps at start	Rear Tyre	Slick-Medium 6 Laps at start	
14	8'06.759	30.881	14.626	26.504	21.509	304.2
15	1'32.429	30.580	14.323	26.258	21.268	307.6
16	1'32.601	30.707	14.299	26.310	21.285	305.9
17	1'32.433	30.487	14.329	26.332	21.285	305.9
18	1'52.211 P	38.421	15.615	28.008	30.167	290.3
Run #	4	Front Tyre	Slick-Medium New Tyre	Rear Tyre	Slick-Soft New Tyre	
19	5'39.376 *	31.958	15.332	27.550 *	21.959	291.1
20	1'32.467	30.431	14.325	26.403	21.308	305.9
21	1'51.803 P	39.472	15.014	26.915	30.402	296.7
Run #	5	Front Tyre	Slick-Medium 3 Laps at start	Rear Tyre	Slick-Soft New Tyre	
22	3'59.731	31.889	16.131	26.293	21.376	261.5
23	1'31.582 *	30.247	14.260	25.954	21.121 *	305.9
24	1'56.419 P	30.063	15.082 *	34.993 *	36.281	305.9
Run #	6	Front Tyre	Slick-Medium 6 Laps at start	Rear Tyre	Slick-Soft 3 Laps at start	
25	5'28.044 P	32.525	14.780	28.894	22.079	301.6
26	1'31.384	30.180	14.133	26.028	21.043	305.9

Fastest Lap:

Marco BEZZECCHI

ITA

Aprilia Racing

1'31.123

30.130

14.164

25.971

20.858

These data/results cannot be reproduced, stored and/or transmitted in whole or in part by any manner of electronic, mechanical, photocopying, recording, broadcasting or otherwise now known or herein after developed without the previous express consent by the copyright owner, except for reproduction in daily press and regular printed publications on sale to the public within 60 days of the event related to those data/results and always provided that copyright symbol appears together as follows below.

© MotoGP Sports Entertainment Group, 2026

Official MotoGP Timing by  TISSOT

www.motogp.com

Assen, Friday, June 26, 2026

Page 2 of 9

Practice

MotoGP™

Lap	Lap Time	T1	T2	T3	T4	Speed
6th	93	Marc MARQUEZ		DUCATI		SPA
		Ducati Lenovo Team				
		Runs=5	Total laps=22	Full laps=12	Valid laps=9	
Run #	1	Front Tyre	Slick-Medium	Rear Tyre	Slick-Medium	
		New Tyre		New Tyre		
1	1'46.642	31.107	15.830	30.898	22.771	290.3
2	1'36.184 *	31.504	15.121	27.158	22.401 *	303.3
3	1'34.209 *	31.072 *	14.613	26.674	21.850	305.9
4	1'34.774 *	31.658 *	14.605	26.714	21.797	304.2
5	1'37.563	34.524	14.722	26.791	21.526	305.0
6	1'32.994	30.661	14.488	26.498	21.347	305.0
7	1'46.221 P	33.270	15.693	27.621	29.637	267.3
Run #	2	Front Tyre	Slick-Medium	Rear Tyre	Slick-Medium	
		7 Laps at start		7 Laps at start		
8	11'07.586	32.158	15.014	27.708	21.871	300.0
9	1'33.561	30.820	14.616	26.577	21.548	305.0
10	1'34.451	31.271	14.905	26.715	21.560	300.8
11	1'34.108	30.540	14.395	27.489	21.684	304.2
12	1'32.920	30.629	14.444	26.510	21.337	303.3
13	1'32.897	30.552	14.450	26.549	21.346	304.2
14	1'48.138 P	33.142	15.704	28.483	30.809	286.4
Run #	3	Front Tyre	Slick-Medium	Rear Tyre	Slick-Soft	
		14 Laps at start		New Tyre		
15	6'25.482	31.490	14.872	26.997	22.161	301.6
16	1'31.742	30.203	14.278	26.126	21.135	305.0
17	1'49.485 P	36.638	15.271	27.983	29.593	296.7
Run #	4	Front Tyre	Slick-Medium	Rear Tyre	Slick-Soft	
		New Tyre		New Tyre		
18	5'37.356	32.909	15.060	26.913	21.487	298.3
19	1'31.446	30.140	14.233	26.033	21.040	305.0
20	1'49.789 P	33.200	16.281	28.829	31.479	266.6
Run #	5	Front Tyre	Slick-Medium	Rear Tyre	Slick-Soft	
		3 Laps at start		New Tyre		
21	5'36.019 *	33.939	15.492	32.453	23.624 *	288.0
22	2'01.688 P	31.352 *	18.704 *	37.625 *	34.007	270.6
7th	49	Fabio DI GIANNANTONIO		DUCATI		ITA
		Pertamina Enduro VR46 Racing Team				
		Runs=6	Total laps=23	Full laps=13	Valid laps=13	
Run #	1	Front Tyre	Slick-Medium	Rear Tyre	Slick-Medium	
		New Tyre		New Tyre		
1	1'47.607	36.754	15.518	27.597	22.458	300.8
2	1'34.911	31.277	14.732	26.920	21.982	306.8
3	1'33.515	30.897	14.573	26.582	21.463	304.2
4	1'32.745	30.748	14.383	26.414	21.200	305.0
5	1'33.107	30.751	14.366	26.452	21.538	305.0
6	1'32.711	30.620	14.444	26.417	21.230	304.2
7	1'50.828 P	34.962	15.551	28.694	31.621	275.5
Run #	2	Front Tyre	Slick-Medium	Rear Tyre	Slick-Medium	
		7 Laps at start		7 Laps at start		
8	8'46.125 *	31.622	15.224	27.233	21.966 *	295.8
9	1'33.459	30.824	14.475	26.526	21.634	305.9
10	1'32.630	30.486	14.420	26.374	21.350	305.0
11	1'32.946	30.568	14.459	26.432	21.487	305.0
12	1'51.262 P	35.431	15.474	28.352	32.005	300.8

Lap	Lap Time	T1	T2	T3	T4	Speed
Run #	3	Front Tyre	Slick-Medium	Rear Tyre	Slick-Soft	
		**	New Tyre	**	New Tyre	
13	10'34.279	33.127	14.899	26.834	24.386	303.3
14	1'32.292	30.411	14.404	26.188	21.289	304.2
15	1'31.899	30.191	14.351	26.127	21.230	305.0
16	1'47.994 P	33.026	15.214	27.791	31.963	299.1
Run #	4	Front Tyre	Slick-Medium	Rear Tyre	Slick-Soft	
		**	New Tyre	**	New Tyre	
17	7'33.331	31.026	14.854	26.633	21.514	302.5
18	1'31.884	30.290	14.384	26.039	21.171	303.3
19	1'31.603	30.111	14.349	25.933	21.210	304.2
20	1'46.229 P	31.983	15.084	27.672	31.490	302.5
Run #	5	Front Tyre	missing data	Rear Tyre	missing data	
		**	Laps at start	**	Laps at start	
21	2'53.791 P	33.974	14.926	27.113 *	32.918	304.2
Run #	6	Front Tyre	Slick-Medium	Rear Tyre	Slick-Soft	
		**	4 Laps at start	**	New Tyre	
22	6'36.468 P	30.999	14.825	30.460	21.659	305.0
23	1'31.465	30.226	14.259	25.941	21.039	306.8
8th	23	Enea BASTIANINI		KTM		ITA
		Red Bull KTM Tech3				
		Runs=6	Total laps=25	Full laps=15	Valid laps=13	
Run #	1	Front Tyre	Slick-Medium	Rear Tyre	Slick-Medium	
		4 Laps at start		New Tyre		
1	2'10.020	33.295	15.421	28.229	22.555	298.3
2	1'42.955	34.696	15.052	29.276	23.931	302.5
3	1'34.264	31.141	14.819	26.566	21.738	303.3
4	1'37.008 *	31.406 *	16.180	27.525	21.897	266.6
5	1'33.613	30.797	14.640	26.510	21.666	304.2
6	1'44.212 *	36.653	15.442	29.915	22.202 *	285.7
7	1'42.296 P	30.965	14.578	26.527	30.226	304.2
Run #	2	Front Tyre	Slick-Medium	Rear Tyre	Slick-Medium	
		11 Laps at start		7 Laps at start		
8	9'19.338	33.265	15.274	27.297	21.933	301.6
9	1'33.998	30.941	14.725	26.558	21.774	304.2
10	1'37.607	30.778	16.865	27.866	22.098	305.0
11	1'33.622	30.755	14.627	26.565	21.675	305.9
12	1'42.319	37.270	15.914	27.186	21.949	277.6
13	1'33.703	30.878	14.604	26.564	21.657	303.3
14	1'44.881 P	33.289	15.010	27.179	29.403	300.0
Run #	3	Front Tyre	Slick-Soft	Rear Tyre	Slick-Soft	
		New Tyre		New Tyre		
15	9'01.704	31.587	16.340	26.700	21.570	251.1
16	1'34.280	30.339	14.538	26.177	23.226	305.9
17	1'32.310	30.338	14.475	26.144	21.353	305.0
18	1'44.623 P	33.266	15.103	27.076	29.178	299.1
Run #	4	Front Tyre	Slick-Medium	Rear Tyre	Slick-Soft	
		New Tyre		New Tyre		
19	3'50.721	32.962	15.025	29.168	21.612	302.5
20	1'42.830	39.406	15.035	26.797	21.592	300.0
21	1'32.045	30.277	14.515	26.064	21.189	305.9
22	1'42.667 P	32.106	14.887	26.820	28.854	303.3

Fastest Lap: Marco BEZZECCHI ITA Aprilia Racing **1'31.123** 30.130 14.164 25.971 20.858

These data/results cannot be reproduced, stored and/or transmitted in whole or in part by any manner of electronic, mechanical, photocopying, recording, broadcasting or otherwise now known or herein after developed without the previous express consent by the copyright owner, except for reproduction in daily press and regular printed publications on sale to the public within 60 days of the event related to those data/results and always provided that copyright symbol appears together as follows below.

© MotoGP Sports Entertainment Group, 2026

Official MotoGP Timing by  TISSOT

www.motogp.com

Assen, Friday, June 26, 2026

Page 3 of 9



Practice

Lap	Lap Time	T1	T2	T3	T4	Speed
Run # 5	Front Tyre	Slick-Medium	Rear Tyre	Slick-Soft		
		New Tyre		New Tyre		
23	3'51.723 P	32.515	15.014	28.126 *	32.137	301.6
Run # 6	Front Tyre	Slick-Medium	Rear Tyre	Slick-Soft		
		1 Laps at start		1 Laps at start		
24	5'54.661 P	31.623	15.100	26.646	22.046 *	301.6
25	1'31.588	30.133	14.328	26.020	21.107	307.6

9th 89

Jorge MARTIN

Aprilia Racing

APRILIA

SPA

Runs=5 Total laps=21 Full laps=13 Valid laps=12

Run #	1	Front Tyre	Slick-Medium	Rear Tyre	Slick-Medium	
		**	New Tyre	**	New Tyre	
1	2'17.778	31.945	15.557	27.805	22.527	302.5
2	1'34.772	31.239	14.849	26.847	21.837	304.2
3	1'33.468	30.812	14.601	26.582	21.473	304.2
4	1'43.681 *	32.062 *	16.063	33.154	22.402	280.5
5	1'32.695	30.717	14.406	26.242	21.330	305.9
6	1'33.034	30.721	14.452	26.431	21.430	304.2
7	1'39.365	36.374	14.632	26.772	21.587	303.3
8	1'32.704	30.594	14.422	26.345	21.343	304.2
9	1'50.421 P	35.136	16.173	28.674	30.438	276.9
Run # 2	Front Tyre	Slick-Medium	Rear Tyre	Slick-Soft		
	**	9 Laps at start	**	New Tyre		
10	8'18.504	31.321	14.851	26.704	21.411	305.9
11	1'31.956	30.487	14.401	26.040	21.028	305.9
12	1'31.829	30.292	14.368	26.040	21.129	305.9
13	1'38.431	34.517	15.557	26.877	21.480	279.0
14	1'32.599	30.433	14.323	26.256	21.587	305.9
15	1'46.562 P	32.611	16.251	28.378	29.322	284.9
Run # 3	Front Tyre	Slick-Medium	Rear Tyre	Slick-Soft		
	**	15 Laps at start	**	6 Laps at start		
16	6'25.239	31.241	14.669	27.588	21.461	304.2
17	1'41.507 P	30.432	14.443	26.356	30.276	306.8
Run # 4	Front Tyre	Slick-Medium	Rear Tyre	Slick-Soft		
	**	New Tyre	**	New Tyre		
18	7'14.903 *	29.653	14.672	27.029 *	21.529	306.8
19	1'32.031	30.181	14.174	26.302	21.374	307.6
20	1'31.638	30.180	14.170	26.145	21.143	308.5
21	1'48.635 P	35.969	14.857	27.438	30.371	295.0
Run # 5	Front Tyre	missing data	Rear Tyre	missing data		
	**	Laps at start	**	Laps at start		
	unfinished	29.311	14.610	26.751		306.8

10th 73

Alex MARQUEZ

BK8 Gresini Racing MotoGP

DUCATI

SPA

Runs=4 Total laps=14 Full laps=7 Valid laps=9

Run #	1	Front Tyre	Slick-Medium	Rear Tyre	Slick-Medium	
		**	New Tyre	**	New Tyre	
1	1'43.806	30.923	15.699	28.070	22.526	301.6
2	1'34.245	31.133	14.781	26.651	21.680	303.3
3	1'33.368	30.747	14.635	26.477	21.509	304.2
		unfinished				
Run # 2	Front Tyre	Slick-Medium	Rear Tyre	Slick-Medium		
	**	3 Laps at start	**	3 Laps at start		

MotoGP™

Lap	Lap Time	T1	T2	T3	T4	Speed
4	1'38.254 *	32.189 *	15.354	28.114	22.597	300.0
5	1'34.567	31.237	14.756	26.762	21.812	302.5
6	1'33.435	30.728	14.615	26.593	21.499	304.2
7	1'40.462	36.016	14.816	27.115	22.515	305.0
8	1'32.987	30.745	14.435	26.448	21.359	304.2
9	1'33.141	30.700	14.475	26.517	21.449	304.2
10	1'48.094 P	33.273	15.684	28.540	30.597	288.0

Run #	3	Front Tyre	Slick-Medium	Rear Tyre	Slick-Soft	
		**	New Tyre	**	New Tyre	
11	17'32.087 *	29.404	14.797	26.742 *	21.654 *	302.5
12	1'31.701	30.276	14.335	25.924	21.166	306.8
13	1'42.134 P	30.256	14.305	25.992	31.581	308.5

Run #	4	Front Tyre	missing data	Rear Tyre	missing data	
		**	Laps at start	**	Laps at start	
14	4'32.253	30.486	16.208	27.782	21.789	270.0
	unfinished	30.241	14.268			305.9

11th 21

Franco MORBIDELLI

Pertamina Enduro VR46 Racing Team

DUCATI

ITA

Runs=6 Total laps=24 Full laps=14 Valid laps=13

Run #	1	Front Tyre	Slick-Medium	Rear Tyre	Slick-Medium	
			New Tyre		New Tyre	
1	1'48.204	32.975	15.886	27.580	22.619	286.4
2	1'35.728	31.588	14.906	26.925	22.309	300.8
3	1'34.577	31.114	14.801	26.568	22.094	300.0
4	1'34.441 *	31.167 *	14.775	26.678	21.821	299.1
5	1'33.536	30.718	14.642	26.540	21.636	300.0
6	1'34.330	30.966	14.881	26.689	21.794	298.3
7	2'03.822 P	37.783	23.016 *	30.039	32.984	196.7
Run # 2	Front Tyre	Slick-Medium	Rear Tyre	Slick-Medium		
	**	7 Laps at start	**	7 Laps at start		
8	7'21.315	32.499	16.153	27.711	22.258	274.8
9	1'34.368	31.121	14.763	26.717	21.767	297.5
10	1'33.700	30.815	14.650	26.528	21.707	301.6
11	1'33.252	30.622	14.577	26.451	21.602	300.8
12	1'33.775	30.811	14.626	26.558	21.780	300.0
13	1'33.594	30.799	14.587	26.510	21.698	299.1
14	1'58.896 P	40.287	16.468	30.120	32.021	273.4
Run # 3	Front Tyre	Slick-Soft	Rear Tyre	Slick-Soft		
	**	New Tyre	**	New Tyre		
15	7'55.812	34.420	15.007	26.682	21.652	297.5
16	1'36.572	30.480	14.454	26.263	25.375	303.3
17	1'32.489	30.376	14.629	26.150	21.334	300.0
18	1'55.603 P	37.060	17.030	29.721	31.792	235.2

Run #	4	Front Tyre	Slick-Medium	Rear Tyre	Slick-Soft	
			New Tyre		New Tyre	
19	7'47.953	31.316	15.255	26.667	21.496	284.2
20	1'31.898	30.313	14.383	25.994	21.208	302.5
21	1'42.835 P	30.218	14.347	26.597	31.673	304.2

Run #	5	Front Tyre	Slick-Medium	Rear Tyre	Slick-Soft	
		**	3 Laps at start	**	New Tyre	
22	4'28.908 P	35.033	15.040	26.932 *	33.122	301.6
Run # 6	Front Tyre	Slick-Medium	Rear Tyre	Slick-Soft		
	**	4 Laps at start	**	1 Laps at start		
23	6'36.274 P	31.012	14.807	30.226	21.701	302.5

Fastest Lap:	Marco BEZZECCHI	ITA	Aprilia Racing	1'31.123	30.130	14.164	25.971	20.858
---------------------	-----------------	-----	----------------	----------	--------	--------	--------	--------

These data/results cannot be reproduced, stored and/or transmitted in whole or in part by any manner of electronic, mechanical, photocopying, recording, broadcasting or otherwise now known or herein after developed without the previous express consent by the copyright owner, except for reproduction in daily press and regular printed publications on sale to the public within 60 days of the event related to those data/results and always provided that copyright symbol appears together as follows below.

© MotoGP Sports Entertainment Group, 2026

Official MotoGP Timing by  TISSOT

www.motogp.com

Assen, Friday, June 26, 2026

Page 4 of 9



Practice

MotoGP™

Lap	Lap Time	T1	T2	T3	T4	Speed
24	1'31.727	30.215	14.302	26.024	21.186	305.9

12th 36 **Joan MIR** HONDA SPA
Honda HRC Castrol

Runs=6 Total laps=26 Full laps=15 Valid laps=12

Run #	1	Front Tyre	Slick-Medium	Rear Tyre	Slick-Medium	Speed
		5 Laps at start		5 Laps at start		
1	2'20.020	32.287	15.649	33.887	22.807	301.6
2	1'34.999	31.144	14.974	26.938	21.943	304.2
3	1'33.962	30.863	14.742	26.527	21.830	304.2
4	1'38.621 *	34.847 *	14.993	26.919	21.862	302.5
5	1'33.668	30.850	14.652	26.522	21.644	304.2
6	1'48.011	38.504	15.161	31.631	22.715	301.6
7	1'44.029 P	30.769	14.653	26.554	32.053	304.2

Run #	2	Front Tyre	Slick-Medium	Rear Tyre	Slick-Medium	Speed
		12 Laps at start		12 Laps at start		
8	8'29.714	32.759	15.068	27.367	22.175	302.5
9	1'33.849	30.821	14.746	26.621	21.661	305.0
10	1'33.253	30.549	14.617	26.498	21.589	305.9
11	1'33.660	30.655	14.550	26.585	21.870	305.0
12	1'33.864 *	30.653	14.562	26.538	22.111 *	304.2
13	1'58.580 P	41.461 *	16.075	28.318	32.726	279.7

Run #	3	Front Tyre	Slick-Medium	Rear Tyre	Slick-Soft	Speed
		New Tyre		New Tyre		
14	7'13.349	31.010	14.964	26.815	22.021	304.2
15	1'43.401	40.635	14.920	26.302	21.544	302.5
16	1'32.346	30.290	14.445	26.204	21.407	305.0
17	1'49.130 P	36.452	15.019	26.785	30.874	299.1

Run #	4	Front Tyre	Slick-Medium	Rear Tyre	Slick-Soft	Speed
		4 Laps at start		New Tyre		
18	4'42.400 *	30.421	14.796	26.782 *	22.033	302.5
19	1'32.244	30.235	14.502	26.094	21.413	304.2
20	1'43.797 P	30.333	14.447	27.737	31.280	304.2

Run #	5	Front Tyre	Slick-Medium	Rear Tyre	Slick-Soft	Speed
		New Tyre		New Tyre		
21	4'08.014	30.508	14.748	26.483	21.389	302.5
22	1'31.825	30.097	14.410	26.046	21.272	305.9
23	1'48.846 *	35.548	14.904	32.237	26.157 *	302.5
24	2'05.119 P	38.560 *	19.347 *	32.150 *	35.062	205.7

Run #	6	Front Tyre	Slick-Medium	Rear Tyre	Slick-Soft	Speed
		4 Laps at start		4 Laps at start		
25	5'12.374 P	38.414	14.966	26.706	21.606	303.3
26	1'38.879	30.233	14.489	32.459	21.698	308.5

13th 11 **Diogo MOREIRA** HONDA BRA
Pro Honda LCR

Runs=6 Total laps=21 Full laps=10 Valid laps=7

Run #	1	Front Tyre	Slick-Medium	Rear Tyre	Slick-Medium	Speed
		5 Laps at start		5 Laps at start		
1	1'51.105	30.766	15.520	27.589	22.390	299.1
2	1'35.235	31.312	14.836	26.875	22.212	304.2
3	1'34.078	31.092	14.637	26.614	21.735	305.9
4	1'34.159 *	31.214 *	14.643	26.640	21.662	305.0
5	1'33.690 *	30.833	14.596	26.594	21.667 *	305.9
6	1'51.478 P	37.287	16.060	27.567	30.564	271.3

Lap	Lap Time	T1	T2	T3	T4	Speed
Run #	2	Front Tyre	Slick-Medium	Rear Tyre	Slick-Medium	

11 Laps at start 11 Laps at start

7	9'27.497	31.297	15.014	27.678	22.200	300.8
8	1'36.275 *	31.360	14.680	28.283	21.952 *	303.3
9	1'34.319	31.071	14.695	26.753	21.800	305.9
10	1'33.966	31.095	14.557	26.673	21.641	306.8
11	1'50.059 P	36.865	15.105	28.042	30.047	296.7

Run #	3	Front Tyre	Slick-Medium	Rear Tyre	Slick-Soft	Speed
		New Tyre		New Tyre		

12	9'10.246	29.962	14.662	26.527	22.096	305.0
13	1'32.169	30.489	14.341	26.108	21.231	308.5
14	1'47.574 P	34.603	14.834	26.771	31.366	301.6

Run #	4	Front Tyre	Slick-Medium	Rear Tyre	Slick-Soft	Speed
		New Tyre		New Tyre		

15	8'27.866 *	29.219	14.693	27.058 *	21.578	305.0
16	1'31.856	30.184	14.293	26.050	21.329	307.6
17	1'45.014 P	30.290	14.539	29.029	31.156	307.6

Run #	5	Front Tyre	Slick-Medium	Rear Tyre	Slick-Soft	Speed
		3 Laps at start		New Tyre		

18	5'55.103 *	30.354	14.965	27.141	22.651 *	305.0
19	1'54.714 P	30.275	14.478 *	35.226 *	34.735	308.5

Run #	6	Front Tyre	Slick-Medium	Rear Tyre	Slick-Soft	Speed
		5 Laps at start		2 Laps at start		

20	5'51.785 P	31.101	14.762	26.686	21.867	306.8
21	1'36.859	30.269	14.521	30.293	21.776	308.5

14th 54 **Fermin ALDEGUER** DUCATI SPA
BK8 Gresini Racing MotoGP

Runs=3 Total laps=13 Full laps=8 Valid laps=5

Run #	1	Front Tyre	Slick-Medium	Rear Tyre	Slick-Medium	Speed
		New Tyre		New Tyre		

1	2'53.704 *	31.686	15.516	27.720	22.902 *	297.5
2	1'35.134 *	31.400	14.918	26.935	21.881 *	300.8
3	1'36.921	33.512	14.811	26.806	21.792	300.8
4	1'33.494	30.753	14.584	26.598	21.559	300.8
5	1'50.847 P	33.457	15.473	29.844	32.073	295.8

Run #	2	Front Tyre	Slick-Medium	Rear Tyre	Slick-Soft	Speed
		5 Laps at start		New Tyre		

6	11'34.958	32.907	15.196	26.968	21.753	299.1
7	1'32.860 *	30.649	14.505	26.340	21.366 *	303.3
8	1'32.623	30.677	14.414	26.230	21.302	303.3
9	1'32.170	30.369	14.399	26.181	21.221	301.6
10	1'54.462 P	36.595	16.518	29.845	31.504	271.3

Run #	3	Front Tyre	Slick-Medium	Rear Tyre	Slick-Soft	Speed
		New Tyre		New Tyre		

11	12'51.166 *	32.552	15.285	27.527	21.914 *	298.3
12	1'34.941 *	32.152	14.710	26.395	21.684 *	300.0
13	1'31.861	30.323	14.386	26.104	21.048	301.6
	unfinished	30.329	14.371			300.0

Fastest Lap: Marco BEZZECCHI ITA Aprilia Racing **1'31.123** 30.130 14.164 25.971 20.858

These data/results cannot be reproduced, stored and/or transmitted in whole or in part by any manner of electronic, mechanical, photocopying, recording, broadcasting or otherwise now known or herein after developed without the previous express consent by the copyright owner, except for reproduction in daily press and regular printed publications on sale to the public within 60 days of the event related to those data/results and always provided that copyright symbol appears together as follows below.

© MotoGP Sports Entertainment Group, 2026

Official MotoGP Timing by  TISSOT

www.motogp.com

Assen, Friday, June 26, 2026

Page 5 of 9



Practice

MotoGP™

Lap	Lap Time	T1	T2	T3	T4	Speed
15th	20	Fabio QUARTARARO		YAMAHA		FRA
Monster Energy Yamaha MotoGP Team						
Runs=5		Total laps=26		Full laps=17		Valid laps=17
Run #	1	Front Tyre	Slick-Medium	Rear Tyre	Slick-Medium	
		New Tyre		New Tyre		
1	2'49.457	31.696	15.494	28.298	23.157	298.3
2	1'35.450	31.478	14.980	26.981	22.011	298.3
3	1'34.516	31.085	14.717	26.774	21.940	301.6
4	1'33.711	30.905	14.623	26.561	21.622	300.8
5	1'33.739	30.886	14.661	26.585	21.607	297.5
6	1'46.134	39.348	16.165	28.354	22.267	260.2
7	1'33.689	30.964	14.527	26.507	21.691	299.1
8	1'33.324	30.734	14.518	26.476	21.596	300.8
9	1'47.843 P	33.995	15.330	29.018	29.500	291.8
Run #	2	Front Tyre	Slick-Medium	Rear Tyre	Slick-Soft	
		9 Laps at start		New Tyre		
10	12'01.406	35.431	15.967	27.866	22.059	293.4
11	1'33.427	30.839	14.644	26.435	21.509	298.3
12	1'33.069	30.612	14.575	26.424	21.458	299.1
13	1'32.895	30.594	14.558	26.368	21.375	300.0
14	1'33.018	30.688	14.538	26.444	21.348	299.1
15	1'47.169	39.445	16.196	29.090	22.438	273.4
16	1'33.033	30.724	14.515	26.410	21.384	300.0
17	1'50.036 P	35.260	15.485	29.724	29.567	290.3
Run #	3	Front Tyre	Slick-Medium	Rear Tyre	Slick-Soft	
		New Tyre		New Tyre		
18	9'09.216	33.904	15.681	27.671	22.111	284.9
19	1'32.398	30.455	14.482	26.130	21.331	300.0
20	1'32.251	30.386	14.483	26.096	21.286	300.8
21	1'45.705 P	33.689	15.143	27.929	28.944	294.2
Run #	4	Front Tyre	Slick-Medium	Rear Tyre	Slick-Soft	
		4 Laps at start		New Tyre		
22	3'37.159 *	31.643	15.426	29.159	23.049 *	295.8
23	2'00.059 P	37.986 *	16.396 *	33.344 *	32.333	270.0
Run #	5	Front Tyre	Slick-Medium	Rear Tyre	Slick-Soft	
		6 Laps at start		2 Laps at start		
24	4'47.005 P	31.008	14.995	26.959	21.732	301.6
25	1'32.086	30.311	14.488	26.088	21.199	300.8
26	1'41.874	30.227	14.433	32.846	24.368	301.6

Lap	Lap Time	T1	T2	T3	T4	Speed
16th	12	Maverick VIÑALES		KTM		SPA
Red Bull KTM Tech3						
Runs=8		Total laps=21		Full laps=8		Valid laps=5
Run #	1	Front Tyre	Slick-Medium	Rear Tyre	Slick-Medium	
		New Tyre		New Tyre		
1	2'18.787	31.142	15.775	27.967	22.313	297.5
2	1'34.796 *	31.258	14.823	26.932	21.783 *	300.8
3	1'34.732	31.196	14.693	26.605	22.238	303.3
4	1'35.008 *	31.012 *	15.088	27.076	21.832	299.1
5	1'34.429	31.087	14.697	26.672	21.973	300.8
6	1'50.538 P	38.597	14.859	26.765	30.317	299.1
Run #	2	Front Tyre	Slick-Medium	Rear Tyre	Slick-Medium	
		6 Laps at start		6 Laps at start		
7	7'15.036 P	31.279	15.583	29.363	32.607	295.0

Lap	Lap Time	T1	T2	T3	T4	Speed
Run #	3	Front Tyre	Slick-Medium	Rear Tyre	Slick-Medium	
		6 Laps at start		7 Laps at start		
8	4'58.102	33.435	15.320	27.498	22.200	297.5
9	1'34.658	31.160	14.686	26.702	22.110	302.5
10	1'36.664	33.392	14.696	26.851	21.725	304.2
11	1'48.622 P	37.161	14.806	26.888	29.767	300.8
Run #	4	Front Tyre	Slick-Medium	Rear Tyre	Slick-Medium	
		7 Laps at start		6 Laps at start		
12	3'13.323 P	30.989	15.142	27.362	30.204	296.7
Run #	5	Front Tyre	Slick-Soft	Rear Tyre	Slick-Soft	
		New Tyre		New Tyre		
13	6'52.927	30.818	15.157	26.769	21.742	301.6
14	1'32.607 *	30.442	14.486	26.197	21.482 *	304.2
15	1'45.124 P	34.513	14.492	26.259	29.860	304.2
Run #	6	Front Tyre	Slick-Medium	Rear Tyre	Slick-Soft	
		New Tyre		New Tyre		
16	6'46.637	30.537	15.129	26.962	22.490	300.0
17	1'44.625 P	30.553	15.462	28.188	30.422	301.6
Run #	7	Front Tyre	Slick-Medium	Rear Tyre	Slick-Soft	
		2 Laps at start		New Tyre		
18	6'17.604 *	30.191	14.819	26.979	22.866 *	300.8
19	1'50.880 P	30.392	14.463	31.878 *	34.147	303.3
Run #	8	Front Tyre	Slick-Medium	Rear Tyre	Slick-Soft	
		4 Laps at start		2 Laps at start		
20	5'51.391 P	31.491	14.929	26.802	22.183	304.2
21	1'32.304	30.394	14.437	26.193	21.280	305.9

Lap	Lap Time	T1	T2	T3	T4	Speed
17th	42	Alex RINS		YAMAHA		SPA
Monster Energy Yamaha MotoGP Team						
Runs=5		Total laps=20		Full laps=11		Valid laps=10
Run #	1	Front Tyre	Slick-Medium	Rear Tyre	Slick-Medium	
		New Tyre		New Tyre		
1	1'44.041	31.484	15.656	28.091	22.573	298.3
2	1'36.201	31.363	14.642	28.245	21.951	304.2
3	1'34.055	30.888	14.550	26.776	21.841	302.5
4	1'33.802	30.970	14.539	26.699	21.594	300.8
5	1'36.381	31.912	14.813	27.362	22.294	303.3
6	1'33.860	30.978	14.561	26.684	21.637	300.8
7	1'47.780 P	33.026	15.261	28.774	30.719	296.7
Run #	2	Front Tyre	Slick-Medium	Rear Tyre	Slick-Soft	
		7 Laps at start		New Tyre		
8	12'56.107	34.170	15.501	27.722	22.449	296.7
9	1'34.231	31.042	14.590	26.742	21.857	301.6
10	1'33.353	30.716	14.496	26.690	21.451	300.8
11	1'33.752	30.801	14.587	26.624	21.740	300.0
12	1'52.084 P	38.736	15.271	27.668	30.409	300.8
Run #	3	Front Tyre	Slick-Medium	Rear Tyre	Slick-Soft	
		New Tyre		New Tyre		
13	14'34.585 *	32.299	14.872	27.795 *	22.655	301.6
14	1'33.440 *	30.513	14.428	26.484 *	22.015	303.3
15	1'32.518	30.471	14.449	26.216	21.382	303.3
16	1'48.495 P	36.170	14.988	27.353	29.984	298.3
Run #	4	Front Tyre	Slick-Medium	Rear Tyre	Slick-Soft	
		4 Laps at start		New Tyre		
17	5'36.961 *	31.000	14.847	27.713	22.745 *	308.5

Fastest Lap: Marco BEZZECCHI ITA Aprilia Racing **1'31.123** 30.130 14.164 25.971 20.858

These data/results cannot be reproduced, stored and/or transmitted in whole or in part by any manner of electronic, mechanical, photocopying, recording, broadcasting or otherwise now known or herein after developed without the previous express consent by the copyright owner, except for reproduction in daily press and regular printed publications on sale to the public within 60 days of the event related to those data/results and always provided that copyright symbol appears together as follows below.

© MotoGP Sports Entertainment Group, 2026

Official MotoGP Timing by  TISSOT

www.motogp.com

Assen, Friday, June 26, 2026

Practice

MotoGP™

Lap	Lap Time	T1	T2	T3	T4	Speed
18	1'51.475 P	30.403	18.467	30.790 *	31.815	238.9
Run #	5	Front Tyre	Slick-Medium	Rear Tyre	Slick-Soft	
		6 Laps at start		2 Laps at start		
19	5'48.307 P	33.168	14.847	28.218	22.801	308.5
20	1'32.372	30.440	14.403	26.309	21.220	305.0

18th 10 **Luca MARINI** HONDA ITA
Honda HRC Castrol
Runs=6 Total laps=24 Full laps=13 Valid laps=12

Run #	1	Front Tyre	Slick-Medium	Rear Tyre	Slick-Medium	Speed
		2 Laps at start		New Tyre		
1	2'15.227	30.945	15.704	29.954	22.440	297.5
2	1'34.898	31.400	14.780	26.925	21.793	305.0
3	1'34.483	31.255	14.794	26.698	21.736	305.0
4	1'41.940 *	33.975 *	18.763	27.427	21.775	201.4
5	1'33.673	30.934	14.551	26.617	21.571	305.9
6	1'44.202	40.556	15.123	26.796	21.727	302.5
7	1'33.463	30.880	14.471	26.567	21.545	305.9
8	1'49.436 P	33.751	16.313	28.670	30.702	278.3

Run #	2	Front Tyre	Slick-Medium	Rear Tyre	Slick-Medium	Speed
		10 Laps at start		8 Laps at start		
9	6'23.340	36.256	15.679	28.050	21.948	293.4
10	1'34.687	31.018	14.746	26.773	22.150	304.2
11	1'33.305	30.720	14.654	26.501	21.430	305.9
12	1'33.238	30.673	14.520	26.608	21.437	305.0
13	1'50.519 P	36.232	15.870	28.285	30.132	288.7

Run #	3	Front Tyre	Slick-Medium	Rear Tyre	Slick-Soft	Speed
		New Tyre		New Tyre		
14	7'40.086	32.160	15.352	31.957	22.197	300.8
15	1'33.107	30.712	14.576	26.423	21.396	305.9
16	1'32.401	30.392	14.455	26.300	21.254	305.0
17	1'53.311 P	36.134	16.104	28.741	32.332	282.7

Run #	4	Front Tyre	Slick-Medium	Rear Tyre	Slick-Soft	Speed
		4 Laps at start		New Tyre		
18	4'15.170	31.044	15.248	28.412	21.735	296.7
19	1'39.023	30.519	14.509	26.524	27.471	304.2
20	1'47.728 P	34.077	15.226	27.338 *	31.087	299.1

Run #	5	Front Tyre	Slick-Medium	Rear Tyre	Slick-Soft	Speed
		New Tyre		New Tyre		
21	9'08.740 *	29.321	14.957	27.202	22.692 *	305.0
22	1'56.230 P	30.506	14.574 *	34.932 *	36.218	307.6

Run #	6	Front Tyre	Slick-Medium	Rear Tyre	Slick-Soft	Speed
		2 Laps at start		2 Laps at start		
23	5'35.299 P	32.725	15.502	27.533	23.169	292.6
24	1'32.505	30.513	14.443	26.276	21.273	305.9

19th 43 **Jack MILLER** YAMAHA AUS
Prima Pramac Yamaha MotoGP
Runs=5 Total laps=23 Full laps=13 Valid laps=10

Run #	1	Front Tyre	Slick-Medium	Rear Tyre	Slick-Soft	Speed
		New Tyre		New Tyre		
1	2'11.851	33.890	15.570	32.373	25.689	295.0
2	1'34.872	31.403	14.706	26.715	22.048	297.5
3	1'33.932	30.896	14.820	26.528	21.688	299.1
4	1'49.538 *	43.737 *	15.443	28.078	22.280	284.9

Lap	Lap Time	T1	T2	T3	T4	Speed
5	1'33.106	30.739	14.476	26.344	21.547	301.6
6	1'53.031 P	39.464	15.330	27.939	30.298	295.0
Run #	2	Front Tyre	Slick-Medium	Rear Tyre	Slick-Soft	
		6 Laps at start		6 Laps at start		

Run #	7	Front Tyre	Slick-Medium	Rear Tyre	Slick-Soft	Speed
7	13'01.566	30.998	14.846	26.959	21.888	301.6
8	1'33.795	30.959	14.624	26.542	21.670	299.1
9	1'34.028	30.810	14.717	26.674	21.827	299.1
10	1'44.465	36.074	15.355	29.447	23.589	288.0
11	1'34.941	31.073	15.282	26.696	21.890	288.0
12	1'39.540	31.059	16.987	29.002	22.492	299.1
13	1'34.121	30.920	14.646	26.755	21.800	298.3
14	1'48.738 P	36.294	15.170	27.801	29.473	292.6

Run #	3	Front Tyre	Slick-Medium	Rear Tyre	Slick-Soft	Speed
		New Tyre		New Tyre		
15	10'24.731 *	29.682	14.750	27.332 *	22.925	297.5
16	1'32.996 *	30.379	14.470	26.246 *	21.901	299.1
17	1'32.425	30.366	14.363	26.297	21.399	301.6
18	1'52.115 P	37.016	15.088	29.548	30.463	296.7

Run #	4	Front Tyre	Slick-Medium	Rear Tyre	Slick-Soft	Speed
		4 Laps at start		New Tyre		
19	4'15.554	29.912	15.587	26.539	21.512	283.4
20	1'32.140 *	30.266	14.339	26.122	21.413 *	300.8
21	1'58.074 P	36.782 *	17.694 *	30.823 *	32.775	250.0

Run #	5	Front Tyre	Slick-Medium	Rear Tyre	Slick-Soft	Speed
		7 Laps at start		3 Laps at start		
22	5'25.576 P	33.437	14.933	28.808	22.583	300.8
23	1'49.969 P	33.978	14.716	27.777	33.498	298.3

20th 7 **Toprak RAZGATLIOGLU** YAMAHA TUR
Prima Pramac Yamaha MotoGP
Runs=5 Total laps=21 Full laps=11 Valid laps=9

Run #	1	Front Tyre	Slick-Medium	Rear Tyre	Slick-Medium	Speed
		10 Laps at start		8 Laps at start		
1	2'06.057	31.825	16.846	28.988	24.288	295.8
2	1'36.603	31.901	15.032	27.389	22.281	297.5
3	1'47.216	31.875	15.426	33.143	26.772	286.4
4	1'35.130 *	31.570 *	14.750	27.071	21.739	300.0
5	1'34.205	31.074	14.598	26.825	21.708	300.8
6	1'49.092 P	37.509	14.739	27.054	29.790	299.1

Run #	2	Front Tyre	Slick-Medium	Rear Tyre	Slick-Soft	Speed
		New Tyre		New Tyre		
7	9'50.439	30.369	15.797	29.948	22.625	298.3
8	1'40.860	34.344	14.900	28.467	23.149	297.5
9	1'33.111	30.661	14.571	26.377	21.502	301.6
10	1'36.384	30.568	15.220	28.203	22.393	298.3
11	1'32.973	30.485	14.523	26.490	21.475	300.0
12	1'38.348	33.679	15.363	27.619	21.687	281.9
13	1'45.889 P	30.731	16.752	28.611	29.795	298.3

Run #	3	Front Tyre	Slick-Medium	Rear Tyre	Slick-Soft	Speed
		New Tyre		New Tyre		
14	15'24.305 *	30.000	15.067	27.763 *	22.662	301.6
15	1'33.593 *	30.485	14.464	26.663 *	21.981	301.6
16	1'32.593	30.348	14.462	26.402	21.381	301.6
17	1'50.129 P	38.816	15.106	26.984	29.223	298.3

Fastest Lap: Marco BEZZECCHI ITA Aprilia Racing 1'31.123 30.130 14.164 25.971 20.858

These data/results cannot be reproduced, stored and/or transmitted in whole or in part by any manner of electronic, mechanical, photocopying, recording, broadcasting or otherwise now known or herein after developed without the previous express consent by the copyright owner, except for reproduction in daily press and regular printed publications on sale to the public within 60 days of the event related to those data/results and always provided that copyright symbol appears together as follows below.

© MotoGP Sports Entertainment Group, 2026

Official MotoGP Timing by  TISSOT

www.motogp.com

Assen, Friday, June 26, 2026

Page 7 of 9



Practice

MotoGP™

Lap	Lap Time	T1	T2	T3	T4	Speed
Run # 4	Front Tyre	Slick-Medium	Rear Tyre	Slick-Soft		
4 Laps at start						
18	5'09.122	29.070	14.745	26.584	23.274	301.6
19	1'49.552 P	33.168	15.179	27.990 *	33.215	297.5
Run # 5	Front Tyre	Slick-Medium	Rear Tyre	Slick-Soft		
6 Laps at start						
20	6'12.301 P	32.842	14.784	26.599	22.249	302.5
21	1'51.500 P	30.492	14.444	26.345	40.219	300.8

21st **33** **Brad BINDER** KTM RSA
Red Bull KTM Factory Racing
Runs=5 Total laps=21 Full laps=12 Valid laps=10

Run #	1	Front Tyre	Slick-Soft	Rear Tyre	Slick-Soft	
12 Laps at start						
1	2'29.094	31.864	15.860	27.851	22.942	298.3
2	1'36.574	32.010	15.030	26.805	22.729	301.6
3	1'33.580	30.757	14.755	26.343	21.725	302.5
4	1'35.416 *	31.930 *	14.953	26.669	21.864	300.8
5	1'33.191	30.545	14.650	26.358	21.638	303.3
6	1'33.430	30.641	14.642	26.472	21.675	303.3
7	1'55.598 P	40.043	16.019	27.250	32.286	281.2

Run #	2	Front Tyre	Slick-Medium	Rear Tyre	Slick-Soft	
7 Laps at start						
8	8'01.269	31.390	15.667	28.094	22.280	298.3
9	1'42.616	39.121	14.905	26.773	21.817	300.0
10	1'34.174 *	30.924	14.708	26.634	21.908 *	305.0
11	1'37.734	34.583	14.626	26.732	21.793	305.0
12	1'33.604	30.835	14.649	26.537	21.583	304.2
13	1'47.307 P	34.848	14.918	26.938	30.603	299.1

Run #	3	Front Tyre	Slick-Medium	Rear Tyre	Slick-Soft	
New Tyre						
14	10'53.307	35.035	15.666	28.334	21.716	299.1
15	1'32.886	30.520	14.629	26.324	21.413	303.3
16	1'32.827	30.548	14.520	26.325	21.434	303.3
17	1'49.059 P	33.010	14.952	28.457	32.640	300.0

Run #	4	Front Tyre	Slick-Medium	Rear Tyre	Slick-Soft	
New Tyre						
18	11'40.960 *	34.710	16.353	36.939	22.701 *	266.6
19	1'51.461 P	30.533	14.855	34.038 *	32.035	304.2

Run #	5	Front Tyre	Slick-Medium	Rear Tyre	Slick-Soft	
2 Laps at start						
20	5'48.161 P	32.800	14.868	28.888	23.141	305.0
21	1'33.009	30.290	14.403	26.359	21.957	307.6

22nd **47** **Augusto FERNANDEZ** YAMAHA SPA
Yamaha Factory Racing
Runs=6 Total laps=22 Full laps=11 Valid laps=7

Run #	1	Front Tyre	Slick-Medium	Rear Tyre	Slick-Soft	
New Tyre						
1	1'47.896	31.008	15.805	27.961	22.923	290.3
2	1'36.315 *	31.236	15.105	27.117	22.857 *	296.7
3	1'35.315 *	31.271 *	15.064	26.953	22.027	298.3
4	1'34.577 *	30.944 *	14.928	26.730	21.975	298.3
5	1'36.565	31.103	16.511	27.018	21.933	209.7
6	1'34.447	30.888	14.944	26.818	21.797	297.5

Lap	Lap Time	T1	T2	T3	T4	Speed
7	1'34.354	30.909	14.896	26.778	21.771	295.8
8	1'49.601 P	36.014	16.519	27.981	29.087	259.6
Run # 2	Front Tyre	Slick-Medium	Rear Tyre	Slick-Soft		
8 Laps at start						
9	8'15.081 *	32.497	15.472	27.987	22.913 *	295.8
10	1'43.588 P	31.138	15.579	27.202	29.669	270.6
Run # 3	Front Tyre	Slick-Medium	Rear Tyre	Slick-Soft		
10 Laps at start						
11	10'03.613	32.075	15.664	28.118	22.477	290.3
12	1'35.187	31.150	15.012	27.008	22.017	296.7
13	1'34.600	30.971	14.869	26.889	21.871	298.3
14	1'42.985 P	31.184	15.188	27.438	29.175	293.4

Run #	4	Front Tyre	Slick-Medium	Rear Tyre	Slick-Soft	
New Tyre						
15	7'26.687 *	29.981	15.080	27.666 *	22.627	295.8
16	1'38.086 *	33.032	14.927	28.199 *	21.928	296.7
17	1'33.341	30.560	14.694	26.465	21.622	298.3
18	1'43.823 P	33.189	15.044	27.094	28.496	294.2

Run #	5	Front Tyre	missing data	Rear Tyre	missing data	
Laps at start						
19	5'10.209	29.176	15.021	26.585	22.586	298.3
20	1'49.862 P	33.231	15.094	28.291 *	33.246	298.3

Run #	6	Front Tyre	Slick-Medium	Rear Tyre	Slick-Soft	
New Tyre						
21	6'15.470 P	33.021	15.041	27.966	22.719	300.8
22	1'33.110	30.594	14.627	26.371	21.518	299.1

Run #	6	Front Tyre	Slick-Medium	Rear Tyre	Slick-Soft	
New Tyre						
21	6'15.470 P	33.021	15.041	27.966	22.719	300.8
22	1'33.110	30.594	14.627	26.371	21.518	299.1

23rd **35** **Cal CRUTCHLOW** HONDA GBR
Castrol Honda LCR
Runs=6 Total laps=22 Full laps=12 Valid laps=8

Run #	1	Front Tyre	Slick-Medium	Rear Tyre	Slick-Soft	
New Tyre						
1	2'22.082	31.756	15.812	34.146	23.799	300.8
2	1'37.150 *	31.952	15.407	27.206	22.585 *	301.6
3	1'42.080	37.436	15.341	26.866	22.437	298.3
4	1'34.923 *	31.184 *	15.045	26.713	21.981 *	297.5
5	1'34.580	30.969	14.980	26.624	22.007	297.5
6	1'34.958	31.053	15.094	26.759	22.052	297.5
7	1'47.145 P	30.977	14.925	26.675	34.568	296.7

Run #	2	Front Tyre	Slick-Medium	Rear Tyre	Slick-Soft	
7 Laps at start						
8	12'11.586 *	31.604	17.980	36.881	24.268 *	298.3
9	1'35.625	31.422	15.052	26.934	22.217	301.6
10	1'34.076	30.860	14.852	26.632	21.732	302.5
11	1'49.898 P	35.241	15.290	27.249	32.118	299.1

Run #	3	Front Tyre	Slick-Medium	Rear Tyre	Slick-Medium	
7 Laps at start						
12	4'38.286 *	34.579	15.560	29.140	24.882 *	299.1
13	1'35.765 *	31.630	15.036	27.001	22.098 *	303.3
14	1'34.295	30.858	14.856	26.695	21.886	304.2
15	1'50.145 P	36.163	15.460	27.719	30.803	296.7

Run #	4	Front Tyre	Slick-Soft	Rear Tyre	Slick-Soft	
New Tyre						
16	8'07.571 *	34.516	15.243	27.842 *	22.000 *	303.3
17	1'43.691 *	37.960	15.009	29.021	21.701 *	301.6

Fastest Lap: Marco BEZZECCHI ITA Aprilia Racing 1'31.123 30.130 14.164 25.971 20.858

These data/results cannot be reproduced, stored and/or transmitted in whole or in part by any manner of electronic, mechanical, photocopying, recording, broadcasting or otherwise now known or herein after developed without the previous express consent by the copyright owner, except for reproduction in daily press and regular printed publications on sale to the public within 60 days of the event related to those data/results and always provided that copyright symbol appears together as follows below.

© MotoGP Sports Entertainment Group, 2026

Official MotoGP Timing by  TISSOT

www.motogp.com

Assen, Friday, June 26, 2026

Page 8 of 9



Practice


MotoGP™

Lap	Lap Time	T1	T2	T3	T4	Speed	Lap	Lap Time	T1	T2	T3	T4	Speed
18	1'33.541	30.665	14.679	26.399	21.798	304.2							
19	1'48.031 P	34.942	15.290	27.608	30.191	298.3							
Run #	5	Front Tyre	Slick-Medium	Rear Tyre	Slick-Soft								
			New Tyre		New Tyre								
20	5'39.413 P	31.034	15.267	39.059 *	32.186	303.3							
Run #	6	Front Tyre	Slick-Medium	Rear Tyre	Slick-Soft								
			1 Laps at start		1 Laps at start								
21	6'04.717 P	39.828	15.036	26.810	21.643	305.0							
22	1'33.215	30.474	14.629	26.382	21.730	305.0							

Fastest Lap:	Marco BEZZECCHI	ITA	Aprilia Racing	1'31.123	30.130	14.164	25.971	20.858
---------------------	-----------------	-----	----------------	-----------------	--------	--------	--------	--------

These data/results cannot be reproduced, stored and/or transmitted in whole or in part by any manner of electronic, mechanical, photocopying, recording, broadcasting or otherwise now known or herein after developed without the previous express consent by the copyright owner, except for reproduction in daily press and regular printed publications on sale to the public within 60 days of the event related to those data/results and always provided that copyright symbol appears together as follows below.

© MotoGP Sports Entertainment Group, 2026

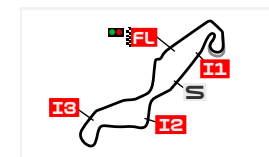
Official MotoGP Timing by  TISSOT

www.motogp.com

Assen, Friday, June 26, 2026

BEST PARTIAL TIMES

GRAND PRIX OF THE NETHERLANDS TISSOT GRAND PRIX OF THE NETHERLANDS PRACTICE



TT Circuit Assen

4542 m.

IT Ideal Lap Time, sum of the best partial times

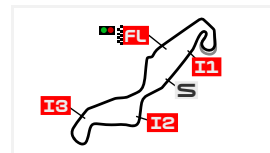
BT Best Lap Time

Pos	T1		T2		T3		T4		Pos	Rider	IT	BT	
	Rider	Time	Rider	Time	Rider	Time	Rider	Time					
1	F.BAGNAIA	30.063	F.BAGNAIA	14.133	A.MARQUEZ	25.924	A.OGURA	20.851	1	M.BEZZECCHI	1'31.123	1'31.123	(1)
2	J.MIR	30.097	M.BEZZECCHI	14.164	F.DI GIANNANT	25.933	M.BEZZECCHI	20.858	2	F.BAGNAIA	1'31.193	1'31.384	(5)
3	P.ACOSTA	30.108	J.MARTIN	14.170	R.FERNANDEZ	25.941	R.FERNANDEZ	20.989	3	R.FERNANDEZ	1'31.243	1'31.300	(2)
4	F.DI GIANNANT	30.111	A.OGURA	14.174	P.ACOSTA	25.951	P.ACOSTA	21.003	4	P.ACOSTA	1'31.267	1'31.310	(3)
5	M.BEZZECCHI	30.130	R.FERNANDEZ	14.176	F.BAGNAIA	25.954	J.MARTIN	21.028	5	A.OGURA	1'31.336	1'31.362	(4)
6	E.BASTIANINI	30.133	P.ACOSTA	14.205	M.BEZZECCHI	25.971	F.DI GIANNANT	21.039	6	F.DI GIANNANTONI	1'31.342	1'31.465	(7)
7	R.FERNANDEZ	30.137	M.MARQUEZ	14.233	F.MORBIDELLI	25.994	M.MARQUEZ	21.040	7	J.MARTIN	1'31.418	1'31.638	(9)
8	M.MARQUEZ	30.140	F.DI GIANNANT	14.259	E.BASTIANINI	26.020	F.BAGNAIA	21.043	8	M.MARQUEZ	1'31.446	1'31.446	(6)
9	J.MARTIN	30.180	A.MARQUEZ	14.268	M.MARQUEZ	26.033	F.ALDEGUER	21.048	9	E.BASTIANINI	1'31.588	1'31.588	(8)
10	D.MOREIRA	30.184	D.MOREIRA	14.293	J.MARTIN	26.040	E.BASTIANINI	21.107	10	A.MARQUEZ	1'31.599	1'31.701	(10)
11	F.MORBIDELLI	30.215	F.MORBIDELLI	14.302	J.MIR	26.046	A.MARQUEZ	21.166	11	F.MORBIDELLI	1'31.697	1'31.727	(11)
12	A.OGURA	30.222	E.BASTIANINI	14.328	D.MOREIRA	26.050	F.MORBIDELLI	21.186	12	D.MOREIRA	1'31.758	1'31.856	(13)
13	F.QUARTARARO	30.227	J.MILLER	14.339	F.QUARTARARO	26.088	F.QUARTARARO	21.199	13	J.MIR	1'31.825	1'31.825	(12)
14	A.MARQUEZ	30.241	F.ALDEGUER	14.371	A.OGURA	26.089	A.RINS	21.220	14	F.ALDEGUER	1'31.846	1'31.861	(14)
15	J.MILLER	30.266	B.BINDER	14.403	F.ALDEGUER	26.104	D.MOREIRA	21.231	15	F.QUARTARARO	1'31.947	1'32.086	(15)
16	B.BINDER	30.290	A.RINS	14.403	J.MILLER	26.122	L.MARINI	21.254	16	J.MILLER	1'32.126	1'32.425	(19)
17	F.ALDEGUER	30.323	J.MIR	14.410	M.VIÑALES	26.193	J.MIR	21.272	17	A.RINS	1'32.242	1'32.372	(17)
18	T.RAZGATLIOG	30.348	F.QUARTARAR	14.433	A.RINS	26.216	M.VIÑALES	21.280	18	M.VIÑALES	1'32.302	1'32.304	(16)
19	L.MARINI	30.392	M.VIÑALES	14.437	L.MARINI	26.276	T.RAZGATLIOG	21.381	19	L.MARINI	1'32.365	1'32.401	(18)
20	M.VIÑALES	30.392	L.MARINI	14.443	B.BINDER	26.324	J.MILLER	21.399	20	B.BINDER	1'32.430	1'32.827	(21)
21	A.RINS	30.403	T.RAZGATLIOG	14.444	T.RAZGATLIOG	26.345	B.BINDER	21.413	21	T.RAZGATLIOGLU	1'32.518	1'32.593	(20)
22	C.CRUTCHLOW	30.474	A.FERNANDEZ	14.627	A.FERNANDEZ	26.371	A.FERNANDEZ	21.518	22	A.FERNANDEZ	1'33.076	1'33.110	(22)
23	A.FERNANDEZ	30.560	C.CRUTCHLOW	14.629	C.CRUTCHLOW	26.382	C.CRUTCHLOW	21.643	23	C.CRUTCHLOW	1'33.128	1'33.215	(23)

These data/results cannot be reproduced, stored and/or transmitted in whole or in part by any manner of electronic, mechanical, photocopying, recording, broadcasting or otherwise now known or herein after developed without the previous express consent by the copyright owner, except for reproduction in daily press and regular printed publications on sale to the public within 60 days of the event related to those data/results and always provided that copyright symbol appears together as follows below.

© MotoGP Sports Entertainment Group, 2026

FASTEST LAPS SEQUENCE

GRAND PRIX OF THE NETHERLANDS
TISSOT GRAND PRIX OF THE
PRACTICE


TT Circuit Assen

4542 m.

Practice Time	#	Rider	Nation	Motorcycle	Time	Km/h	Rider's Lap
3'15.080	63	Francesco BAGNAIA	ITA	DUCATI	1'34.105	173.7	2
3'18.550	37	Pedro ACOSTA	SPA	KTM	1'33.710	174.4	2
4'48.203	63	Francesco BAGNAIA	ITA	DUCATI	1'33.123	175.5	3
4'51.491	37	Pedro ACOSTA	SPA	KTM	1'32.941	175.9	3
6'25.690	72	Marco BEZZECCHI	ITA	APRILIA	1'32.829	176.1	4
6'28.778	49	Fabio DI GIANNANTONI	ITA	DUCATI	1'32.745	176.3	4
7'57.332	37	Pedro ACOSTA	SPA	KTM	1'32.357	177.0	5
9'30.473	72	Marco BEZZECCHI	ITA	APRILIA	1'32.275	177.2	6
12'35.368	72	Marco BEZZECCHI	ITA	APRILIA	1'32.145	177.4	8
25'08.378	89	Jorge MARTIN	SPA	APRILIA	1'31.956	177.8	11
26'40.207	89	Jorge MARTIN	SPA	APRILIA	1'31.829	178.0	12
28'28.952	72	Marco BEZZECCHI	ITA	APRILIA	1'31.587	178.5	13
32'39.469	79	Ai OGURA	JPN	APRILIA	1'31.443	178.8	12
48'34.607	72	Marco BEZZECCHI	ITA	APRILIA	1'31.123	179.4	21

These data/results cannot be reproduced, stored and/or transmitted in whole or in part by any manner of electronic, mechanical, photocopying, recording, broadcasting or otherwise now known or herein after developed without the previous express consent by the copyright owner, except for reproduction in daily press and regular printed publications on sale to the public within 60 days of the event related to those data/results and always provided that copyright symbol appears together as follows below.

© MotoGP Sports Entertainment Group, 2026

Official MotoGP Timing by  TISSOT
www.motogp.com

Assen, Friday, June 26, 2026