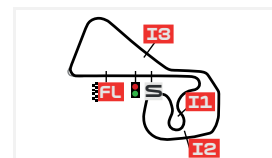


# CLASSIFICATION

## LIQUI MOLY GRAND PRIX OF GERMANY PRACTICE



Sachsenring

3671 m.

#	Rider	Nation	Team	Motorcycle	Time	Lap Total	Gap	T. Speed
1	93 <b>Marc MARQUEZ</b>	SPA	Ducati Lenovo Team	DUCATI	<b>1'19.394</b>	23 26		<b>303.3</b>
2	25 <b>Raul FERNANDEZ</b>	SPA	SuperFile Trackhouse MotoGP Team	APRILIA	<b>1'19.560</b>	25 27	0.166 0.166	<b>298.3</b>
3	49 <b>Fabio DI GIANNANTONIO</b>	ITA	Pertamina Enduro VR46 Racing Team	DUCATI	<b>1'19.674</b>	20 27	0.280 0.114	<b>301.6</b>
4	73 <b>Alex MARQUEZ</b>	SPA	BK8 Gresini Racing MotoGP	DUCATI	<b>1'19.711</b>	28 29	0.317 0.037	<b>302.5</b>
5	43 <b>Jack MILLER</b>	AUS	Prima Pramac Yamaha MotoGP	YAMAHA	<b>1'19.841</b>	20 28	0.447 0.130	<b>299.1</b>
6	79 <b>Ai OGURA</b>	JPN	SuperFile Trackhouse MotoGP Team	APRILIA	<b>1'19.906</b>	29 31	0.512 0.065	<b>303.3</b>
7	72 <b>Marco BEZZECCHI</b>	ITA	Aprilia Racing	APRILIA	<b>1'19.996</b>	22 28	0.602 0.090	<b>305.9</b>
8	89 <b>Jorge MARTIN</b>	SPA	Aprilia Racing	APRILIA	<b>1'20.011</b>	24 27	0.617 0.015	<b>302.5</b>
9	37 <b>Pedro ACOSTA</b>	SPA	Red Bull KTM Factory Racing	KTM	<b>1'20.026</b>	20 25	0.632 0.015	<b>301.6</b>
10	21 <b>Franco MORBIDELLI</b>	ITA	Pertamina Enduro VR46 Racing Team	DUCATI	<b>1'20.032</b>	23 26	0.638 0.006	<b>300.8</b>
11	23 <b>Enea BASTIANINI</b>	ITA	Red Bull KTM Tech3	KTM	<b>1'20.045</b>	21 21	0.651 0.013	<b>303.3</b>
12	33 <b>Brad BINDER</b>	RSA	Red Bull KTM Factory Racing	KTM	<b>1'20.068</b>	21 26	0.674 0.023	<b>304.2</b>
13	63 <b>Francesco BAGNAIA</b>	ITA	Ducati Lenovo Team	DUCATI	<b>1'20.132</b>	22 25	0.738 0.064	<b>303.3</b>
14	10 <b>Luca MARINI</b>	ITA	Honda HRC Castrol	HONDA	<b>1'20.214</b>	21 27	0.820 0.082	<b>303.3</b>
15	20 <b>Fabio QUARTARARO</b>	FRA	Monster Energy Yamaha MotoGP Team	YAMAHA	<b>1'20.218</b>	24 26	0.824 0.004	<b>295.8</b>
16	36 <b>Joan MIR</b>	SPA	Honda HRC Castrol	HONDA	<b>1'20.228</b>	24 26	0.834 0.010	<b>301.6</b>
17	11 <b>Diogo MOREIRA</b>	BRA	Pro Honda LCR	HONDA	<b>1'20.322</b>	22 25	0.928 0.094	<b>302.5</b>
18	12 <b>Maverick VIÑALES</b>	SPA	Red Bull KTM Tech3	KTM	<b>1'20.551</b>	22 23	1.157 0.229	<b>300.8</b>
19	7 <b>Toprak RAZGATLIOGLU</b>	TUR	Prima Pramac Yamaha MotoGP	YAMAHA	<b>1'20.861</b>	18 20	1.467 0.310	<b>300.0</b>
20	42 <b>Alex RINS</b>	SPA	Monster Energy Yamaha MotoGP Team	YAMAHA	<b>1'21.014</b>	20 25	1.620 0.153	<b>300.0</b>
21	35 <b>Cal CRUTCHLOW</b>	GBR	Castrol Honda LCR	HONDA	<b>1'21.121</b>	15 25	1.727 0.107	<b>300.0</b>

**Practice condition: Dry**

Air: 24°

Humidity: 47%

Ground: 43°

<b>Fastest Lap:</b>	Lap: 23	<b>Marc MARQUEZ</b>	<b>1'19.394</b>	166.4 Km/h
<b>Best Race Lap:</b>	2024	<b>Jorge MARTIN</b>	<b>1'20.667</b>	163.8 Km/h
<b>All-Time Lap Record:</b>	2025	<b>Fabio DI GIANNANTONIO</b>	<b>1'19.071</b>	167.1 Km/h

The results are provisional until the end of the limit for protest and appeals.

 Time limit for protest expires 60' after publication of the results - ..... Time: **16:14**

These data/results cannot be reproduced, stored and/or transmitted in whole or in part by any manner of electronic, mechanical, photocopying, recording, broadcasting or otherwise now known or herein after developed without the previous express consent by the copyright owner, except for reproduction in daily press and regular printed publications on sale to the public within 60 days of the event related to those data/results and always provided that copyright symbol appears together as follows below.

© MotoGP Sports Entertainment Group, 2026

Official MotoGP Timing by

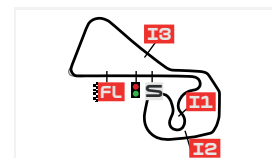
www.motogp.com

**Sachsenring, Friday, July 10, 2026**

# TOP SPEED & AVERAGE

## LIQUI MOLY GRAND PRIX OF GERMANY

### PRACTICE



Sachsenring

3671 m.

#	Rider	Nation	Motorcycle	Top 5 speeds					Average	Top
72	<b>Marco BEZZECCHI</b>	ITA	APRILIA	305.9	305.0	305.0	304.2	302.5	304.2	<b>305.9</b>
33	<b>Brad BINDER</b>	RSA	KTM	304.2	302.5	302.5	302.5	301.6	302.7	<b>304.2</b>
10	<b>Luca MARINI</b>	ITA	HONDA	303.3	302.5	301.6	300.8	300.8	301.4	<b>303.3</b>
23	<b>Enea BASTIANINI</b>	ITA	KTM	303.3	301.6	301.6	301.6	300.8	301.8	<b>303.3</b>
63	<b>Francesco BAGNAIA</b>	ITA	DUCATI	303.3	303.3	302.5	302.5	301.6	302.3	<b>303.3</b>
79	<b>Ai OGURA</b>	JPN	APRILIA	303.3	302.5	302.5	302.5	301.6	302.5	<b>303.3</b>
93	<b>Marc MARQUEZ</b>	SPA	DUCATI	303.3	302.5	301.6	301.6	301.6	302.1	<b>303.3</b>
11	<b>Diogo MOREIRA</b>	BRA	HONDA	302.5	301.6	300.8	300.0	300.0	300.6	<b>302.5</b>
73	<b>Alex MARQUEZ</b>	SPA	DUCATI	302.5	301.6	301.6	301.6	301.6	301.8	<b>302.5</b>
89	<b>Jorge MARTIN</b>	SPA	APRILIA	302.5	302.5	301.6	300.8	300.0	301.5	<b>302.5</b>
36	<b>Joan MIR</b>	SPA	HONDA	301.6	301.6	301.6	300.8	300.8	301.3	<b>301.6</b>
37	<b>Pedro ACOSTA</b>	SPA	KTM	301.6	300.8	300.8	300.8	300.8	300.9	<b>301.6</b>
49	<b>Fabio DI GIANNANTONIO</b>	ITA	DUCATI	301.6	300.8	300.0	300.0	300.0	300.3	<b>301.6</b>
12	<b>Maverick VIÑALES</b>	SPA	KTM	300.8	300.0	300.0	299.1	299.1	299.6	<b>300.8</b>
21	<b>Franco MORBIDELLI</b>	ITA	DUCATI	300.8	300.0	298.3	297.5	297.5	298.8	<b>300.8</b>
7	<b>Toprak RAZGATLIOGLU</b>	TUR	YAMAHA	300.0	299.1	299.1	299.1	298.3	298.9	<b>300.0</b>
35	<b>Cal CRUTCHLOW</b>	GBR	HONDA	300.0	298.3	298.3	298.3	297.5	297.9	<b>300.0</b>
42	<b>Alex RINS</b>	SPA	YAMAHA	300.0	298.3	298.3	297.5	297.5	298.3	<b>300.0</b>
43	<b>Jack MILLER</b>	AUS	YAMAHA	299.1	299.1	298.3	298.3	296.7	298.0	<b>299.1</b>
25	<b>Raul FERNANDEZ</b>	SPA	APRILIA	298.3	297.5	297.5	297.5	297.5	297.6	<b>298.3</b>
20	<b>Fabio QUARTARARO</b>	FRA	YAMAHA	295.8	295.8	295.0	294.2	294.2	295.0	<b>295.8</b>

These data/results cannot be reproduced, stored and/or transmitted in whole or in part by any manner of electronic, mechanical, photocopying, recording, broadcasting or otherwise now known or herein after developed without the previous express consent by the copyright owner, except for reproduction in daily press and regular printed publications on sale to the public within 60 days of the event related to those data/results and always provided that copyright symbol appears together as follows below.

© MotoGP Sports Entertainment Group, 2026

Official MotoGP Timing by

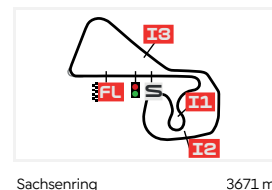
www.motogp.com

Sachsenring, Friday, July 10, 2026

# CHRONOLOGICAL ANALYSIS OF PERFORMANCES

## LIQUI MOLY GRAND PRIX OF GERMANY

### PRACTICE



Sachsenring

3671 m.

\* Lap / Sector time cancelled  
 P Crossing the finish line in pit lane  
 \*\* Tyre data subject to further updates

T1 Time from finish line to 1st intermediate  
 T2 Time from 1st intermed. to 2nd intermed.

T3 Time from 2nd intermed. to 3rd intermed.  
 T4 Time from 3rd intermediate to finish line

Lap	Lap Time	T1	T2	T3	T4	Speed	Lap	Lap Time	T1	T2	T3	T4	Speed
<b>1st</b>	<b>93</b>	<b>Marc MARQUEZ</b>		DUCATI		SPA							
		Ducati Lenovo Team											
		Runs=5	Total laps=26	Full laps=17	Valid laps=16								
Run #	1	Front Tyre	Slick-Hard	Rear Tyre	Slick-Medium		Run #	1	Front Tyre	Slick-Hard	Rear Tyre	Slick-Medium	
		New Tyre		New Tyre					New Tyre		New Tyre		
1	2'06.840	20.086	26.836	19.137	21.003		1	1'50.054	21.208	26.663	19.164	20.619	
2	<b>1'22.570</b>	18.511	25.549	18.364	20.146	295.8	2	<b>1'21.533</b>	18.306	24.986	18.083	20.158	294.2
3	<b>1'20.727</b>	17.882	24.855	17.933	20.057	300.0	3	<b>1'20.790</b>	18.006	24.907	17.814	20.063	295.8
4	<b>1'21.980</b>	18.120	25.220	18.266	20.374	299.1	4	<b>1'21.253</b>	17.927	24.967	17.941	20.418	<b>298.3</b>
5	<b>1'21.155</b>	17.934	25.117	18.009	20.095	299.1	5	<b>1'21.331</b>	18.047	24.996	18.077	20.211	297.5
6	<b>1'21.185</b>	17.926	24.977	18.141	20.141	298.3	6	<b>1'21.775</b>	18.203	25.076	18.145	20.351	296.7
7	1'32.920 P	20.784	28.255	19.009	24.872	295.8	7	<b>1'21.874</b>	18.196	25.172	18.154	20.352	295.8
Run #	2	Front Tyre	Slick-Hard	Rear Tyre	Slick-Medium		Run #	2	Front Tyre	Slick-Hard	Rear Tyre	Slick-Soft	
		7 Laps at start		7 Laps at start					8 Laps at start		New Tyre		
8	8'41.433	21.113	26.593	19.114	20.741		9	8'58.996	23.659	26.335	18.376	20.404	
9	<b>1'22.412</b>	18.153	25.518	18.388	20.353	295.0	10	<b>1'20.827</b>	18.012	24.887	17.933	19.995	297.5
10	<b>1'21.609</b>	18.007	25.155	18.185	20.262	297.5	11	<b>1'20.911</b>	17.965	24.982	17.871	20.093	296.7
11	1'28.641 P	18.053	27.863	18.845	23.880	299.1	12	<b>1'20.919</b>	17.894	24.974	17.948	20.103	295.8
Run #	3	Front Tyre	Slick-Hard	Rear Tyre	Slick-Medium		Run #	3	Front Tyre	Slick-Hard	Rear Tyre	Slick-Soft	
		11 Laps at start		11 Laps at start					15 Laps at start		7 Laps at start		
12	8'53.253	19.631	26.918	21.361	20.475		13	<b>1'21.355</b>	18.059	25.076	18.098	20.122	295.0
13	<b>1'21.757</b>	18.081	25.271	18.267	20.138	299.1	14	<b>1'21.769</b>	18.075	25.317	18.148	20.229	295.8
14	<b>1'21.418</b>	18.008	25.087	18.269	20.054	297.5	15	1'33.780 P	21.177	27.843	18.858	25.902	293.4
15	<b>1'21.074</b>	17.869	25.024	18.148	20.033	299.1	Run #	4	Front Tyre	Slick-Hard	Rear Tyre	Slick-Soft	
16	<b>1'21.370</b>	17.942	25.121	18.160	20.147	298.3			New Tyre		New Tyre		
17	1'32.298 P	21.026	27.840	18.964	24.468	299.1	20	5'38.738	20.568	25.609	18.229	20.082	
Run #	4	Front Tyre	Slick-Hard	Rear Tyre	Slick-Soft		21	<b>1'20.152</b>	17.932	24.640	17.739	19.841	297.5
		New Tyre		New Tyre			22	<b>1'20.410</b>	17.926	24.810	17.794	19.880	297.5
18	5'31.976	19.936	26.277	18.860	19.987		23	1'39.257 P	22.816	31.116	18.583	26.742	294.2
19	<b>1'19.841</b>	<b>17.678</b>	24.691	17.820	19.652	301.6	Run #	5	Front Tyre	Slick-Hard	Rear Tyre	Slick-Soft	
20	<b>1'20.190</b>	17.803	24.728	17.855	19.804	302.5			4 Laps at start		New Tyre		
21	1'29.587 P	19.012	26.908	19.004	24.663	301.6	24	3'04.310	20.026	25.584	18.377	20.339	
Run #	5	Front Tyre	Slick-Soft	Rear Tyre	Slick-Soft		25	<b>1'19.560</b>	<b>17.716</b>	<b>24.480</b>	<b>17.617</b>	<b>19.747</b>	296.7
		New Tyre		New Tyre			26	<b>1'35.530</b>	23.170	33.192	18.627	20.541	295.8
22	6'23.305	20.756	26.663	18.978	20.444		27	<b>1'38.824</b>	17.961	24.737	17.960	38.166	297.5
23	<b>1'19.394</b>	17.698	<b>24.461</b>	<b>17.627</b>	<b>19.608</b>	301.6							
24	<b>1'30.239</b>	21.694	27.433	19.680	21.432	<b>303.3</b>							
25	1'22.437 *	17.769	24.654	19.110 *	20.904	300.8							
26	<b>1'20.078</b>	17.718	24.725	17.785	19.850	300.8							

<b>Fastest Lap:</b>	Marc MARQUEZ	SPA	Ducati Lenovo Team	<b>1'19.394</b>	17.698	24.461	17.627	19.608
---------------------	--------------	-----	--------------------	-----------------	--------	--------	--------	--------

These data/results cannot be reproduced, stored and/or transmitted in whole or in part by any manner of electronic, mechanical, photocopying, recording, broadcasting or otherwise now known or herein after developed without the previous express consent by the copyright owner, except for reproduction in daily press and regular printed publications on sale to the public within 60 days of the event related to those data/results and always provided that copyright symbol appears together as follows below.

© MotoGP Sports Entertainment Group, 2026

Official MotoGP Timing by

www.motogp.com

Sachsenring, Friday, July 10, 2026

## Practice

MotoGP™

Lap	Lap Time	T1	T2	T3	T4	Speed
<b>3rd</b>	<b>49</b>	<b>Fabio DI GIANNANTONIO</b>		DUCATI	ITA	
		Pertamina Enduro VR46 Racing Team				
		Runs=5	Total laps=27	Full laps=18	Valid laps=18	
Run #	1	Front Tyre	Slick-Hard	Rear Tyre	Slick-Medium	
		New Tyre		New Tyre		
1	1'50.327	20.538	26.706	19.015	20.795	
2	<b>1'21.639</b>	18.343	25.048	18.068	20.180 293.4	
3	<b>1'20.965</b>	17.935	24.807	18.118	20.105 300.0	
4	<b>1'20.875</b>	17.942	24.863	17.910	20.160 301.6	
5	<b>1'21.311</b>	18.087	24.960	18.035	20.229 295.8	
6	<b>1'21.744</b>	18.187	25.096	18.125	20.336 295.8	
7	1'32.056 P	22.418	26.137	18.672	24.829 291.8	
Run #	2	Front Tyre	Slick-Hard	Rear Tyre	Slick-Medium	
		7 Laps at start		7 Laps at start		
8	8'07.207	19.987	26.051	18.530	20.390	
9	<b>1'21.189</b>	17.989	24.963	18.041	20.196 297.5	
10	<b>1'21.055</b>	17.875	24.959	18.021	20.200 297.5	
11	<b>1'21.209</b>	18.028	24.979	18.019	20.183 300.0	
12	<b>1'21.027</b>	17.873	24.990	17.942	20.222 299.1	
13	<b>1'21.220</b>	17.866	25.063	18.090	20.201 299.1	
14	1'32.297 P	20.510	26.536	19.293	25.958 291.1	
Run #	3	Front Tyre	Slick-Soft	Rear Tyre	Slick-Soft	
		New Tyre		New Tyre		
15	10'21.025	19.843	25.635	18.303	20.255	
16	<b>1'20.104</b>	17.757	24.730	17.707	19.910 298.3	
17	<b>1'20.237</b>	17.758	24.694	17.818	19.967 299.1	
18	1'30.256 P	19.839	26.335	19.169	24.913 292.6	
Run #	4	Front Tyre	Slick-Soft	Rear Tyre	Slick-Soft	
		4 Laps at start		New Tyre		
19	5'50.264	20.251	25.699	18.231	20.060	
20	<b>1'19.674</b>	17.769	24.457	17.636	19.812 300.0	
21	1'29.756 P	19.513	25.828	18.697	25.718 300.8	
Run #	5	Front Tyre	Slick-Soft	Rear Tyre	Slick-Soft	
		New Tyre		New Tyre		
22	4'05.897	20.255	25.524	18.432	20.148	
23	<b>1'19.938</b>	17.666	24.625	17.777	19.870 296.7	
24	<b>1'19.811</b>	17.684	24.591	17.699	19.837 300.0	
25	<b>1'41.621</b>	29.060	30.104	18.561	23.896 297.5	
26	<b>1'21.195</b>	18.025	24.864	18.038	20.268 300.0	
27	<b>1'21.357</b>	18.100	25.086	18.002	20.169 300.0	

Lap	Lap Time	T1	T2	T3	T4	Speed
<b>4th</b>	<b>73</b>	<b>Alex MARQUEZ</b>		DUCATI	SPA	
		BK8 Gresini Racing MotoGP				
		Runs=5	Total laps=29	Full laps=20	Valid laps=20	
Run #	1	Front Tyre	Slick-Hard	Rear Tyre	Slick-Medium	
		New Tyre		New Tyre		
1	1'58.677	19.795	26.936	19.230	21.640	
2	<b>1'21.929</b>	18.214	25.313	18.271	20.131 297.5	
3	<b>1'20.772</b>	17.890	24.939	17.979	19.964 299.1	
4	<b>1'21.096</b>	17.993	24.967	17.937	20.199 300.8	
5	<b>1'20.799</b>	17.860	25.030	17.915	19.994 301.6	
6	<b>1'21.202</b>	18.008	24.983	17.988	20.223 300.8	
7	<b>1'21.079</b>	17.952	24.975	17.971	20.181 300.8	
8	<b>1'25.905</b>	19.792	26.489	18.825	20.799 300.0	
9	<b>1'21.094</b>	17.938	25.122	17.979	20.055 298.3	

Lap	Lap Time	T1	T2	T3	T4	Speed
10	1'29.705 P	18.898	26.953	18.845	25.009	300.0
Run #	2	Front Tyre	Slick-Hard	Rear Tyre	Slick-Medium	
		10 Laps at start		10 Laps at start		
11	10'21.178	23.098	26.004	18.661	20.675	
12	<b>1'21.732</b>	18.055	25.249	18.173	20.255 298.3	
13	<b>1'21.461</b>	17.945	25.131	18.082	20.303 299.1	
14	<b>1'21.346</b>	18.054	25.087	17.993	20.212 300.0	
15	<b>1'21.479</b>	17.983	25.106	18.073	20.317 299.1	
16	<b>1'21.656</b>	18.010	25.165	18.202	20.279 299.1	
17	<b>1'21.436</b>	17.939	25.112	18.169	20.216 299.1	
18	1'34.309 P	23.855	27.206	18.595	24.653 299.1	
Run #	3	Front Tyre	Slick-Soft	Rear Tyre	Slick-Soft	
		New Tyre		New Tyre		
19	7'59.196	19.533	26.248	18.811	20.267	
20	<b>1'20.314</b>	17.772	24.788	17.818	19.936 299.1	
21	<b>1'20.194</b>	17.745	24.737	17.840	19.872 300.8	
22	1'27.920 P	18.901	26.660	18.232	24.127 302.5	
Run #	4	Front Tyre	Slick-Hard	Rear Tyre	Slick-Soft	
		New Tyre		New Tyre		
23	3'51.635	23.669	25.743	18.298	20.601	
24	<b>1'19.787</b>	17.665	24.664	17.662	19.796 301.6	
25	1'27.921 P	19.304	26.262	18.356	23.999 300.0	
Run #	5	Front Tyre	Slick-Hard	Rear Tyre	Slick-Soft	
		3 Laps at start		New Tyre		
26	4'02.403	21.101	26.147	18.325	20.346	
27	<b>1'21.695</b>	17.769	24.576	17.806	21.544 300.8	
28	<b>1'19.711</b>	17.697	24.612	17.649	19.753 301.6	
29	<b>1'26.978</b>	21.086	26.794	18.612	20.486 301.6	

Lap	Lap Time	T1	T2	T3	T4	Speed
<b>5th</b>	<b>43</b>	<b>Jack MILLER</b>		YAMAHA	AUS	
		Prima Pramac Yamaha MotoGP				
		Runs=5	Total laps=28	Full laps=19	Valid laps=19	
Run #	1	Front Tyre	Slick-Hard	Rear Tyre	Slick-Soft	
		New Tyre		New Tyre		
1	1'44.919	19.197	26.233	18.828	21.051	
2	<b>1'21.166</b>	18.172	24.964	17.986	20.044 294.2	
3	<b>1'25.462</b>	18.075	25.338	18.152	23.897 295.0	
4	<b>1'37.834</b>	17.930	24.908	33.492	21.504 296.7	
5	<b>1'25.266</b>	19.433	27.415	18.244	20.174 292.6	
6	<b>1'21.197</b>	17.966	24.873	18.238	20.120 294.2	
7	1'33.151 P	18.348	29.819	19.017	25.967 293.4	
Run #	2	Front Tyre	Slick-Hard	Rear Tyre	Slick-Soft	
		7 Laps at start		7 Laps at start		
8	6'11.494	19.550	25.660	19.461	20.467	
9	<b>1'21.891</b>	18.096	25.270	18.383	20.142 293.4	
10	<b>1'21.632</b>	17.900	25.192	18.275	20.265 292.6	
11	<b>1'21.864</b>	18.059	25.206	18.318	20.281 292.6	
12	<b>1'21.976</b>	18.006	25.249	18.351	20.370 293.4	
13	1'32.435 P	21.735	26.687	18.909	25.104 294.2	
Run #	3	Front Tyre	Slick-Hard	Rear Tyre	Slick-Medium	
		13 Laps at start		7 Laps at start		
14	7'53.865	21.232	26.156	18.903	20.517	
15	<b>1'21.862</b>	18.028	25.133	18.311	20.390 295.0	
16	<b>1'21.751</b>	17.932	25.188	18.308	20.323 294.2	
17	<b>1'21.682</b>	17.908	25.151	18.354	20.269 292.6	

**Fastest Lap:** Marc MARQUEZ SPA Ducati Lenovo Team **1'19.394** 17.698 24.461 17.627 19.608

These data/results cannot be reproduced, stored and/or transmitted in whole or in part by any manner of electronic, mechanical, photocopying, recording, broadcasting or otherwise now known or herein after developed without the previous express consent by the copyright owner, except for reproduction in daily press and regular printed publications on sale to the public within 60 days of the event related to those data/results and always provided that copyright symbol appears together as follows below.

© MotoGP Sports Entertainment Group, 2026

Official MotoGP Timing by  TISSOT

www.motogp.com

Sachsenring, Friday, July 10, 2026

Page 2 of 8



## Practice

## MotoGP™

Lap	Lap Time	T1	T2	T3	T4	Speed
18	1'33.206 P	19.936	28.321	19.960	24.989	292.6
Run #	4	Front Tyre	Slick-Hard	Rear Tyre	Slick-Soft	
		New Tyre		New Tyre		
19	9'03.050	18.787	26.316	18.742	20.847	
20	1'19.841	17.693	24.543	17.797	19.808	299.1
21	1'25.461	20.700	26.276	18.408	20.077	296.7
22	1'20.461	17.759	24.749	18.043	19.910	298.3
23	1'31.038 P	19.921	26.844	19.506	24.767	293.4
Run #	5	Front Tyre	Slick-Hard	Rear Tyre	Slick-Soft	
		5 Laps at start		New Tyre		
24	3'26.768	21.277	28.227	19.203	21.131	
25	1'20.000	17.776	24.602	17.809	19.813	298.3
26	1'36.007	27.655	29.627	18.498	20.227	293.4
27	1'20.528	17.771	24.707	18.000	20.050	299.1
28	1'21.215	17.940	25.010	18.039	20.226	294.2

**6th 79 Ai OGURA** APRILIA JPN  
SuperFile Trackhouse MotoGP Team

Runs=4 Total laps=31 Full laps=24 Valid laps=23

Run #	1	Front Tyre	Slick-Hard	Rear Tyre	Slick-Medium	Speed
		New Tyre		New Tyre		
1	1'51.175	24.559	28.049	19.468	21.759	
2	1'22.835	18.595	25.568	18.311	20.361	296.7
3	1'21.785	18.088	25.205	18.044	20.448	300.0
4	1'21.473	18.089	25.132	18.033	20.219	300.0
5	1'21.591	18.047	25.212	18.008	20.324	300.8
6	1'21.779	18.070	25.302	18.155	20.252	300.0
7	1'21.715	18.003	25.257	18.131	20.324	298.3
8	1'21.987	18.085	25.363	18.262	20.277	298.3
9	1'21.989	18.165	25.311	18.244	20.269	296.7
10	1'21.712	18.048	25.242	18.102	20.320	297.5
11	1'21.772	17.974	25.303	18.162	20.333	296.7
12	1'30.580 P	19.355	27.200	18.549	25.476	296.7
Run #	2	Front Tyre	Slick-Hard	Rear Tyre	Slick-Soft	
		12 Laps at start		New Tyre		
13	9'48.091	21.256	26.856	18.622	20.487	
14	1'21.036	18.116	25.068	17.841	20.011	298.3
15	1'20.771	17.946	24.880	17.816	20.129	297.5
16	1'21.012	17.880	25.006	17.963	20.163	299.1
17	1'21.076	17.890	25.051	17.992	20.143	298.3
18	1'25.438	19.172	27.689	18.346	20.231	299.1
19	1'21.280	17.947	25.018	18.002	20.313	301.6
20	1'21.525	18.068	25.095	18.108	20.254	300.8
21	1'21.263	17.999	25.147	17.988	20.129	300.0
22	1'28.394 P	18.058	25.318	18.099	26.919	300.0
Run #	3	Front Tyre	Slick-Hard	Rear Tyre	Slick-Soft	
		New Tyre		New Tyre		
23	8'44.900	21.796	26.479	18.478	20.421	
24	1'20.657	18.029	24.802	17.949	19.877	299.1
25	1'20.189	17.721	24.715	17.785	19.968	302.5
26	1'26.463 P	17.816	24.979	17.954	25.714	302.5
Run #	4	Front Tyre	Slick-Hard	Rear Tyre	Slick-Soft	
		4 Laps at start		New Tyre		
27	2'45.069	18.971	26.354	18.605	20.293	
28	1'20.167	17.844	24.723	17.773	19.827	300.8

Lap	Lap Time	T1	T2	T3	T4	Speed
29	1'19.906	17.756	24.646	17.593	19.911	300.8
30	1'23.487 *	17.655	25.035	19.862 *	20.935	303.3
31	1'20.678	17.768	24.924	17.856	20.130	302.5

**7th 72 Marco BEZZECCHI** APRILIA ITA  
Aprilia Racing

Runs=4 Total laps=28 Full laps=21 Valid laps=21

Run #	1	Front Tyre	Slick-Hard	Rear Tyre	Slick-Medium	Speed
		New Tyre		New Tyre		
1	1'32.788	19.436	25.896	18.755	20.459	
2	1'21.732	18.345	25.210	18.148	20.029	295.8
3	1'20.646	17.921	24.935	17.976	19.814	297.5
4	1'22.318	18.916	25.325	18.083	19.994	300.8
5	1'20.605	17.886	24.872	17.933	19.914	300.0
6	1'20.860	17.906	25.059	17.940	19.955	300.0
7	1'22.503	18.212	25.836	18.379	20.076	299.1
8	1'21.249	17.949	25.277	18.112	19.911	297.5
9	1'21.529	18.000	25.358	18.192	19.979	300.0
10	1'29.574 P	20.093	25.985	18.739	24.757	295.0
Run #	2	Front Tyre	Slick-Hard	Rear Tyre	Slick-Soft	
		10 Laps at start		New Tyre		
11	12'35.263	20.324	25.579	18.543	20.508	
12	1'21.005	18.068	25.085	17.987	19.865	299.1
13	1'20.535	17.905	24.879	17.924	19.827	298.3
14	1'20.576	17.843	24.911	17.892	19.930	301.6
15	1'25.377	17.937	28.289	18.582	20.569	301.6
16	1'21.066	17.929	25.200	17.999	19.938	299.1
17	1'20.987	17.947	25.085	18.063	19.892	297.5
18	1'21.274	17.975	25.203	17.976	20.120	299.1
19	1'33.874 P	18.359	31.660	18.754	25.101	297.5
Run #	3	Front Tyre	Slick-Hard	Rear Tyre	Slick-Soft	
		New Tyre		New Tyre		
20	10'22.413	20.347	25.281	18.677	20.706	
21	1'20.439	17.918	24.768	17.960	19.793	305.0
22	1'19.996	17.709	24.675	17.764	19.848	305.9
23	1'26.460 P	19.260	25.397	18.120	23.683	302.5
Run #	4	Front Tyre	Slick-Hard	Rear Tyre	Slick-Soft	
		4 Laps at start		New Tyre		
24	3'27.922	19.177	25.571	18.474	20.538	
25	1'20.203	17.835	24.689	17.739	19.940	302.5
26	1'23.445	17.704	25.392	19.565	20.784	305.0
27	1'20.630	17.820	24.816	17.925	20.069	304.2
28	1'21.239	17.835	25.244	18.032	20.128	301.6

**8th 89 Jorge MARTIN** APRILIA SPA  
Aprilia Racing

Runs=5 Total laps=27 Full laps=18 Valid laps=18

Run #	1	Front Tyre	Slick-Hard	Rear Tyre	Slick-Soft	Speed
		New Tyre		New Tyre		
1	1'40.377	19.080	26.401	18.409	20.979	
2	1'21.881	18.263	25.418	18.155	20.045	296.7
3	1'21.157	18.062	25.030	18.078	19.987	297.5
4	1'21.533	18.044	25.210	18.144	20.135	296.7
5	1'21.138	18.011	25.041	18.052	20.034	296.7
6	1'30.617 P	17.994	27.025	19.538	26.060	298.3

**Fastest Lap:** Marc MARQUEZ SPA Ducati Lenovo Team 1'19.394 17.698 24.461 17.627 19.608

These data/results cannot be reproduced, stored and/or transmitted in whole or in part by any manner of electronic, mechanical, photocopying, recording, broadcasting or otherwise now known or herein after developed without the previous express consent by the copyright owner, except for reproduction in daily press and regular printed publications on sale to the public within 60 days of the event related to those data/results and always provided that copyright symbol appears together as follows below.

© MotoGP Sports Entertainment Group, 2026

Official MotoGP Timing by  TISSOT

www.motogp.com

Sachsenring, Friday, July 10, 2026

Page 3 of 8



## Practice

MotoGP™

Lap	Lap Time	T1	T2	T3	T4	Speed
Run # 2	Front Tyre	Slick-Hard	Rear Tyre	Slick-Soft		
		6 Laps at start		6 Laps at start		
7	6'44.039	20.010	26.647	18.505	20.233	
8	<b>1'22.259</b>	18.489	25.383	18.214	20.173	295.8
9	<b>1'21.809</b>	18.101	25.264	18.212	20.232	298.3
10	<b>1'21.648</b>	18.012	25.224	18.158	20.254	296.7
11	<b>1'21.903</b>	18.101	25.227	18.344	20.231	295.0
12	<b>1'21.638</b>	18.037	25.204	18.149	20.248	298.3
13	<b>1'24.960</b>	18.117	27.298	18.957	20.588	296.7
14	1'28.063 P	18.096	26.539	18.368	25.060	296.7

Run # 3	Front Tyre	Slick-Hard	Rear Tyre	Slick-Medium		
		14 Laps at start		8 Laps at start		
15	8'34.367	20.948	25.741	18.220	20.278	
16	<b>1'21.485</b>	18.099	25.064	18.130	20.192	298.3
17	<b>1'21.959</b>	18.100	25.176	18.173	20.510	297.5
18	<b>1'21.891</b>	18.058	25.118	18.227	20.488	297.5
19	1'30.303 P	19.848	26.806	18.931	24.718	268.6

Run # 4	Front Tyre	Slick-Hard	Rear Tyre	Slick-Soft		
		New Tyre		New Tyre		
20	8'34.322	19.855	25.661	18.710	20.020	
21	<b>1'20.185</b>	17.865	24.623	17.857	19.840	299.1
22	1'37.362 P	19.817	33.412	18.458	25.675	301.6

Run # 5	Front Tyre	Slick-Hard	Rear Tyre	Slick-Soft		
		3 Laps at start		New Tyre		
23	4'27.155	18.127	26.792	17.988	20.135	
24	<b>1'20.011</b>	17.859	24.637	17.738	19.777	300.0
25	<b>1'38.546</b>	22.753	36.471	18.506	20.816	300.8
26	<b>1'22.200</b>	17.809	24.745	18.479	21.167	302.5
27	<b>1'26.149</b>	17.884	24.824	17.956	25.485	302.5

9th

37

**Pedro ACOSTA**

Red Bull KTM Factory Racing

KTM

SPA

Runs=5 Total laps=25 Full laps=16 Valid laps=15

Run # 1	Front Tyre	Slick-Hard	Rear Tyre	Slick-Soft		
		New Tyre		New Tyre		
1	1'38.626	18.922	26.164	18.499	20.133	
2	<b>1'21.071</b>	18.066	25.071	18.002	19.932	296.7
3	<b>1'20.835</b>	17.945	25.020	17.943	19.927	300.0
4	<b>1'24.650</b>	17.832	28.566	18.121	20.131	297.5
5	<b>1'21.290</b>	18.129	25.011	18.027	20.123	294.2
6	1'24.624 P	17.990	25.235	18.232	23.167	295.8

Run # 2	Front Tyre	Slick-Hard	Rear Tyre	Slick-Soft		
		6 Laps at start		6 Laps at start		
7	8'53.160	18.865	26.711	18.997	20.286	
8	<b>1'21.802</b>	18.105	25.386	18.157	20.154	295.8
9	<b>1'21.782</b>	18.125	25.294	18.223	20.140	295.0
10	<b>1'24.293</b>	17.891	25.895	19.520	20.987	297.5
11	<b>1'21.753</b>	18.069	25.296	18.263	20.125	300.8
12	1'24.690 P	17.839	25.283	18.284	23.284	298.3

Run # 3	Front Tyre	Slick-Hard	Rear Tyre	Slick-Medium		
		12 Laps at start		New Tyre		
13	8'21.745	19.219	26.424	18.536	20.442	
14	<b>1'20.973</b>	17.881	25.017	18.077	19.998	299.1
15	<b>1'20.820</b>	17.799	24.997	18.074	19.950	297.5
16	<b>1'20.967</b>	17.842	24.950	18.124	20.051	297.5

Lap	Lap Time	T1	T2	T3	T4	Speed
17	1'29.107 P	17.827	29.105	18.297	23.878	296.7
Run # 4	Front Tyre	Slick-Hard	Rear Tyre	Slick-Soft		
		New Tyre		New Tyre		
18	8'01.812	20.695	26.403	18.651	20.210	
19	<b>1'20.333</b>	17.709	24.898	17.908	19.818	300.8
20	<b>1'20.026</b>	17.589	24.733	17.886	19.818	300.8
21	1'30.886 P	19.406	26.512 *	21.172	23.796	300.0

Run # 5	Front Tyre	Slick-Hard	Rear Tyre	Slick-Soft		
		4 Laps at start		New Tyre		
22	6'10.388	22.688	25.652	18.315	20.601	
23	<b>1'31.761</b>	17.793	34.215	18.522	21.231	300.8
24	1'22.545 *	17.763	24.787	18.962 *	21.033	300.8
25	<b>1'20.192</b>	17.655	24.758	17.873	19.906	301.6

10th

21

**Franco MORBIDELLI**

Pertamina Enduro VR46 Racing Team

DUCATI

ITA

Runs=5 Total laps=26 Full laps=17 Valid laps=17

Run # 1	Front Tyre	missing data	Rear Tyre	missing data		
		**	**	**	Laps at start	
1	2'46.835	21.227	27.897	20.614	21.171	
2	<b>1'24.909</b>	18.802	26.198	19.330	20.579	290.3
3	<b>1'21.781</b>	18.079	25.229	18.223	20.250	295.0
4	<b>1'21.436</b>	18.130	25.066	18.134	20.106	294.2
5	<b>1'21.628</b>	18.086	25.003	18.134	20.405	295.0
6	<b>1'21.215</b>	17.894	24.969	18.159	20.193	293.4
7	1'33.699 P	20.008	28.268	19.361	26.062	291.1

Run # 2	Front Tyre	Slick-Hard	Rear Tyre	Slick-Medium		
		New Tyre		New Tyre		
8	10'19.865	21.966	27.355	19.190	20.828	
9	<b>1'25.597</b>	19.832	26.540	18.827	20.398	293.4
10	<b>1'21.933</b>	18.196	25.203	18.344	20.190	289.5
11	<b>1'21.627</b>	18.064	25.162	18.237	20.164	295.8
12	<b>1'21.642</b>	17.942	25.106	18.302	20.292	294.2
13	<b>1'21.738</b>	17.926	25.185	18.264	20.363	295.8
14	1'37.118 P	20.447	29.770	20.777	26.124	295.0

Run # 3	Front Tyre	missing data	Rear Tyre	missing data		
		**	**	**	Laps at start	
15	8'42.270	20.841	25.835	18.371	20.241	
16	<b>1'20.769</b>	17.938	24.860	17.947	20.024	295.8
17	<b>1'26.870</b>	17.867	29.139	19.426	20.438	296.7
18	1'25.236 P	17.935	24.857	17.971	24.473	295.0

Run # 4	Front Tyre	missing data	Rear Tyre	missing data		
		**	**	**	Laps at start	
19	5'55.479	21.370	25.852	18.688	20.932	
20	<b>1'20.158</b>	17.757	24.657	17.875	19.869	300.8
21	1'38.101 P	22.334	30.377	18.762	26.628	297.5

Run # 5	Front Tyre	missing data	Rear Tyre	missing data		
		**	**	**	Laps at start	
22	3'28.824	23.632	26.452	18.955	21.266	
23	<b>1'20.032</b>	17.828	24.652	17.805	19.747	297.5
24	<b>1'40.184</b>	25.887	35.508	18.610	20.179	300.0
25	<b>1'20.441</b>	17.840	24.691	17.838	20.072	298.3
26	<b>1'42.795</b>	26.371	34.117	21.194	21.113	295.8

**Fastest Lap:**

Marc MARQUEZ

SPA

Ducati Lenovo Team

**1'19.394**

17.698

24.461

17.627

19.608

These data/results cannot be reproduced, stored and/or transmitted in whole or in part by any manner of electronic, mechanical, photocopying, recording, broadcasting or otherwise now known or herein after developed without the previous express consent by the copyright owner, except for reproduction in daily press and regular printed publications on sale to the public within 60 days of the event related to those data/results and always provided that copyright symbol appears together as follows below.

© MotoGP Sports Entertainment Group, 2026

Official MotoGP Timing by  TISSOT

www.motogp.com

Sachsenring, Friday, July 10, 2026

Page 4 of 8



## Practice

MotoGP™

Lap	Lap Time	T1	T2	T3	T4	Speed
<b>11th</b>	<b>23</b>	<b>Enea BASTIANINI</b>		KTM	ITA	
		Red Bull KTM Tech3				
		Runs=5	Total laps=21	Full laps=12	Valid laps=12	
Run #	1	Front Tyre	Slick-Hard	Rear Tyre	Slick-Medium	
		New Tyre		New Tyre		
1	1'51.417	19.776	27.493	19.240	23.383	
2	<b>1'22.962</b>	18.637	25.607	18.437	20.281	291.1
3	<b>1'21.699</b>	18.081	25.197	18.215	20.206	300.8
4	<b>1'21.624</b>	18.104	25.178	18.159	20.183	299.1
5	<b>1'21.654</b>	18.008	25.167	18.193	20.286	299.1
6	1'29.650 P	19.045	26.624	18.709	<b>25.272</b>	300.0
Run #	2	Front Tyre	Slick-Hard	Rear Tyre	Slick-Medium	
		6 Laps at start		6 Laps at start		
7	10'25.534	19.038	27.020	18.740	20.438	
8	<b>1'22.102</b>	18.119	25.255	18.359	20.369	296.7
9	<b>1'22.013</b>	17.956	25.283	18.285	20.489	299.1
10	<b>1'24.804</b>	20.272	25.828	18.278	20.426	299.1
11	<b>1'21.815</b>	18.015	25.312	18.168	20.320	299.1
12	1'28.892 P	19.501	26.065	18.579	<b>24.747</b>	299.1
Run #	3	Front Tyre	Slick-Soft	Rear Tyre	Slick-Soft	
		New Tyre		New Tyre		
13	9'50.222	18.765	25.851	18.644	20.232	
14	<b>1'20.974</b>	17.866	25.051	18.093	19.964	299.1
15	<b>1'20.589</b>	17.833	24.855	17.913	19.988	300.0
16	1'25.815 P	17.779	24.899	18.063	<b>25.074</b>	301.6
Run #	4	Front Tyre	Slick-Hard	Rear Tyre	Slick-Soft	
		New Tyre		New Tyre		
17	8'47.791	20.899	25.710	18.328	20.090	
18	<b>1'20.272</b>	17.752	24.732	17.846	19.942	<b>303.3</b>
19	1'33.219 P	17.697	24.887	<b>23.357 *</b>	<b>27.278</b>	301.6
Run #	5	Front Tyre	Slick-Soft	Rear Tyre	Slick-Soft	
		New Tyre		New Tyre		
20	3'54.805	19.078	25.338	18.263	19.962	
21	<b>1'20.045</b>	<b>17.671</b>	<b>24.680</b>	<b>17.801</b>	<b>19.893</b>	301.6
		unfinished	17.676	24.782		295.8

Lap	Lap Time	T1	T2	T3	T4	Speed
<b>12th</b>	<b>33</b>	<b>Brad BINDER</b>		KTM	RSA	
		Red Bull KTM Factory Racing				
		Runs=5	Total laps=26	Full laps=17	Valid laps=17	
Run #	1	Front Tyre	Slick-Hard	Rear Tyre	Slick-Medium	
		New Tyre		New Tyre		
1	1'36.086	19.081	26.622	19.338	20.807	
2	<b>1'31.697</b>	23.845	28.889	18.684	20.279	297.5
3	<b>1'21.402</b>	18.003	25.180	18.193	20.026	302.5
4	<b>1'21.313</b>	18.015	25.094	18.097	20.107	302.5
5	<b>1'21.512</b>	17.970	25.043	18.327	20.172	300.8
6	<b>1'21.585</b>	17.890	25.161	18.199	20.335	301.6
7	1'31.961 P	22.049	26.089	18.606	<b>25.217</b>	296.7
Run #	2	Front Tyre	Slick-Hard	Rear Tyre	Slick-Medium	
		7 Laps at start		7 Laps at start		
8	9'10.413	19.888	30.041	18.786	20.560	
9	<b>1'22.575</b>	18.307	25.528	18.437	20.303	297.5
10	<b>1'22.122</b>	18.006	25.348	18.373	20.395	298.3
11	<b>1'21.826</b>	17.973	25.265	18.306	20.282	298.3
12	<b>1'23.880</b>	19.507	25.715	18.353	20.305	298.3

Lap	Lap Time	T1	T2	T3	T4	Speed
13	1'26.838 P	18.129	25.568	18.777	<b>24.364</b>	299.1
Run #	3	Front Tyre	Slick-Soft	Rear Tyre	Slick-Soft	
		New Tyre		New Tyre		
14	8'10.592	23.333	26.688	18.957	20.368	
15	<b>1'20.948</b>	17.955	24.963	18.102	19.928	298.3
16	<b>1'21.180</b>	17.959	25.047	18.131	20.043	294.2
17	<b>1'21.137</b>	17.867	24.952	18.175	20.143	296.7
18	1'29.111 P	20.071	26.287	18.671	<b>24.082</b>	297.5
Run #	4	Front Tyre	Slick-Hard	Rear Tyre	Slick-Soft	
		New Tyre		New Tyre		
19	6'18.490	20.935	26.334	18.755	20.489	
20	<b>1'20.352</b>	17.882	24.775	17.955	<b>19.740</b>	300.0
21	<b>1'20.068</b>	17.663	<b>24.666</b>	<b>17.826</b>	19.913	300.8
22	1'31.883 P	20.092	29.114	18.348	<b>24.329</b>	299.1
Run #	5	Front Tyre	Slick-Hard	Rear Tyre	missing data	
		4 Laps at start		Laps at start		
23	6'08.207	22.671	25.655	18.359	20.485	
24	<b>1'36.040</b>	17.821	38.867	18.598	20.754	298.3
25	<b>1'21.057</b>	<b>17.627</b>	24.773	18.000	20.657	<b>304.2</b>
26	<b>1'20.655</b>	17.759	24.924	17.932	20.040	302.5

Lap	Lap Time	T1	T2	T3	T4	Speed
<b>13th</b>	<b>63</b>	<b>Francesco BAGNAIA</b>		DUCATI	ITA	
		Ducati Lenovo Team				
		Runs=6	Total laps=25	Full laps=13	Valid laps=12	
Run #	1	Front Tyre	Slick-Hard	Rear Tyre	Slick-Soft	
		New Tyre		New Tyre		
1	1'43.021	19.284	26.464	18.613	20.534	
2	<b>1'21.518</b>	18.053	25.188	18.069	20.208	300.8
3	<b>1'26.171</b>	17.991	25.122	18.168	24.890	301.6
4	<b>1'20.881</b>	17.901	25.030	17.943	20.007	302.5
5	<b>1'20.966</b>	17.820	25.077	17.925	20.144	<b>303.3</b>
6	1'24.889 P	17.893	25.088	18.008	<b>23.900</b>	303.3
Run #	2	Front Tyre	Slick-Hard	Rear Tyre	Slick-Soft	
		6 Laps at start		6 Laps at start		
7	7'52.789	20.018	25.788	18.365	20.325	
8	<b>1'21.449</b>	17.992	25.288	18.029	20.140	299.1
9	<b>1'21.609</b>	17.911	25.370	18.171	20.157	299.1
10	<b>1'21.677</b>	17.909	25.296	18.193	20.279	299.1
11	1'34.019 P	22.174	27.546	18.743	<b>25.556</b>	300.0
Run #	3	Front Tyre	Slick-Hard	Rear Tyre	Slick-Medium	
		11 Laps at start		New Tyre		
12	8'12.815	19.784	26.067	18.600	20.319	
13	<b>1'21.326</b>	17.934	25.227	18.065	20.100	300.0
14	<b>1'20.861</b>	17.800	25.081	17.987	19.993	298.3
15	1'24.787 P	17.836	25.100	18.146	<b>23.705</b>	300.0
Run #	4	Front Tyre	Slick-Hard	Rear Tyre	Slick-Medium	
		15 Laps at start		4 Laps at start		
16	7'44.971	19.829	25.605	18.533	20.297	
17	1'24.859 P	18.009	25.265	18.134	<b>23.451</b>	298.3
Run #	5	Front Tyre	Slick-Hard	Rear Tyre	Slick-Soft	
		New Tyre		New Tyre		
18	5'20.251	21.488	25.710	18.303	20.085	
19	<b>1'20.206</b>	17.761	24.776	<b>17.752</b>	19.917	301.6
20	1'28.053 P	20.359	25.971	18.309	23.414	301.6

**Fastest Lap:** Marc MARQUEZ SPA Ducati Lenovo Team **1'19.394** 17.698 24.461 17.627 19.608

These data/results cannot be reproduced, stored and/or transmitted in whole or in part by any manner of electronic, mechanical, photocopying, recording, broadcasting or otherwise now known or herein after developed without the previous express consent by the copyright owner, except for reproduction in daily press and regular printed publications on sale to the public within 60 days of the event related to those data/results and always provided that copyright symbol appears together as follows below.

© MotoGP Sports Entertainment Group, 2026

Official MotoGP Timing by TISSOT

www.motogp.com

Sachsenring, Friday, July 10, 2026

Page 5 of 8



## Practice

## MotoGP™

Lap	Lap Time	T1	T2	T3	T4	Speed
Run #	6	Front Tyre	Slick-Hard	Rear Tyre	Slick-Soft	
			3 Laps at start		New Tyre	
21	2'38.759	19.603	25.727	18.461	20.123	
22	<b>1'20.132</b>	17.671	<b>24.767</b>	17.801	<b>19.893</b>	300.8
23	<b>1'25.083</b>	<b>17.621</b>	24.840	17.818	24.804	302.5
24	1'32.118 *	23.321	26.971	20.206 *	21.620	283.4
25	1'27.143 P	17.795	24.859	17.971	26.518	301.6

**14th 10** **Luca MARINI** HONDA ITA  
Honda HRC Castrol

Runs=6 Total laps=27 Full laps=16 Valid laps=15

Run #	1	Front Tyre	Slick-Hard	Rear Tyre	Slick-Medium	
			6 Laps at start		6 Laps at start	
			New Tyre		New Tyre	
1	1'43.694	19.206	26.190	18.817	20.635	
2	<b>1'21.758</b>	18.151	25.133	18.187	20.287	300.8
3	<b>1'22.720</b>	17.957	24.980	17.986	21.797	300.0
4	<b>1'21.683</b>	18.204	25.019	18.113	20.347	300.8
5	<b>1'21.416</b>	17.991	25.083	18.062	20.280	299.1
6	1'35.606 P	24.268	27.961	18.953	24.424	300.0

Run #	2	Front Tyre	Slick-Hard	Rear Tyre	Slick-Medium	
			6 Laps at start		6 Laps at start	
7	5'57.483	20.219	25.890	18.575	20.582	
8	<b>1'22.023</b>	18.165	25.345	18.166	20.347	298.3
9	<b>1'22.680</b>	18.207	25.423	18.186	20.864	300.0
10	<b>1'21.402</b>	17.884	25.134	18.095	20.289	300.0
11	1'27.374 P	17.932	25.468	18.870	25.104	299.1

Run #	3	Front Tyre	Slick-Hard	Rear Tyre	Slick-Medium	
			11 Laps at start		11 Laps at start	
12	6'31.092	20.636	26.472	18.750	20.513	
13	<b>1'21.669</b>	17.989	25.242	18.113	20.325	300.0
14	<b>1'21.615</b>	17.986	25.132	18.190	20.307	300.8
15	1'29.644 P	19.220	26.584	18.837	25.003	297.5

Run #	4	Front Tyre	Slick-Hard	Rear Tyre	Slick-Soft	
			New Tyre		New Tyre	
16	6'22.156	20.417	26.557	18.377	20.188	
17	<b>1'20.688</b>	17.847	24.882	17.877	20.082	299.1
18	1'24.363 P	17.837	24.872	17.896	23.758	300.8

Run #	5	Front Tyre	Slick-Soft	Rear Tyre	Slick-Soft	
			New Tyre		New Tyre	
19	5'37.771	22.519	25.706	18.822	20.259	
20	<b>1'20.278</b>	17.750	24.713	<b>17.816</b>	19.999	300.0
21	<b>1'20.214</b>	<b>17.722</b>	24.708	17.824	<b>19.960</b>	300.8
22	1'30.749 P	20.777	26.441	18.679	24.852	294.2

Run #	6	Front Tyre	Slick-Hard	Rear Tyre	Slick-Soft	
			3 Laps at start		New Tyre	
23	5'23.445	20.585	26.207	18.832	22.490	
24	<b>1'22.535</b>	18.458	25.712	18.251	20.114	<b>303.3</b>
25	<b>1'23.753</b>	17.831	24.704	19.096	22.122	302.5
26	1'22.444 *	17.871	<b>24.689</b>	18.672 *	21.212	300.8
27	<b>1'20.882</b>	17.851	24.820	17.992	20.219	301.6

**15th 20** **Fabio QUARTARARO** YAMAHA FRA  
Monster Energy Yamaha MotoGP Team

Runs=6 Total laps=26 Full laps=15 Valid laps=15

Run #	6	Front Tyre	Slick-Hard	Rear Tyre	Slick-Soft	
			3 Laps at start		New Tyre	
23	5'23.445	20.585	26.207	18.832	22.490	
24	<b>1'22.535</b>	18.458	25.712	18.251	20.114	<b>303.3</b>
25	<b>1'23.753</b>	17.831	24.704	19.096	22.122	302.5
26	1'22.444 *	17.871	<b>24.689</b>	18.672 *	21.212	300.8
27	<b>1'20.882</b>	17.851	24.820	17.992	20.219	301.6

**16th 36** **Joan MIR** HONDA SPA  
Honda HRC Castrol

Runs=6 Total laps=26 Full laps=15 Valid laps=15

Run #	1	Front Tyre	Slick-Hard	Rear Tyre	Slick-Medium	
			7 Laps at start		7 Laps at start	
8	7'44.399	22.115	26.323	18.707	20.503	
9	<b>1'22.318</b>	18.274	25.322	18.456	20.266	296.7

Lap	Lap Time	T1	T2	T3	T4	Speed
Run #	1	Front Tyre	Slick-Hard	Rear Tyre	Slick-Medium	
			New Tyre		New Tyre	
1	2'40.026	19.699	26.528	18.839	20.592	
2	<b>1'22.072</b>	18.249	25.339	18.300	20.184	290.3
3	<b>1'21.481</b>	17.994	25.220	18.167	20.100	291.8
4	<b>1'21.596</b>	18.099	25.231	18.094	20.172	291.8
5	<b>1'21.438</b>	17.986	25.191	18.132	20.129	291.8
6	1'27.738 P	18.823	26.652	18.796	23.467	291.8

Run #	2	Front Tyre	Slick-Hard	Rear Tyre	Slick-Medium	
			6 Laps at start		6 Laps at start	
7	10'46.951	19.547	26.100	18.570	20.319	
8	<b>1'22.012</b>	18.125	25.341	18.273	20.273	291.1
9	<b>1'21.773</b>	18.119	25.273	18.174	20.207	291.8
10	<b>1'21.779</b>	18.029	25.355	18.208	20.187	291.8
11	1'28.048 P	19.112	26.507	18.641	23.788	291.1

Run #	3	Front Tyre	Slick-Hard	Rear Tyre	Slick-Soft	
			11 Laps at start		New Tyre	
12	4'22.773	19.509	25.847	18.574	20.468	
13	<b>1'21.221</b>	17.966	25.129	18.055	20.071	293.4
14	<b>1'20.896</b>	17.905	24.987	17.976	20.028	293.4
15	<b>1'30.362</b>	24.279	26.638	18.576	20.869	291.8
16	<b>1'21.345</b>	17.989	25.113	18.118	20.125	293.4
17	1'27.960 P	19.252	25.968	18.546	24.194	289.5

Run #	4	Front Tyre	Slick-Hard	Rear Tyre	Slick-Soft	
			New Tyre		New Tyre	
18	9'27.669	19.903	26.275	19.042	20.686	
19	<b>1'20.532</b>	17.866	24.846	17.867	19.953	<b>295.8</b>
20	<b>1'20.515</b>	17.832	24.843	17.892	<b>19.948</b>	294.2
21	1'28.233 P	18.945	26.924	18.920	23.444	293.4

Run #	5	Front Tyre	Slick-Hard	Rear Tyre	Slick-Soft	
			4 Laps at start		New Tyre	
22	3'19.573	19.214	26.091	18.690	20.588	
23	<b>1'22.774</b>	<b>17.732</b>	24.737	19.147	21.158	294.2
24	<b>1'20.218</b>	17.745	<b>24.678</b>	<b>17.838</b>	19.957	295.8
25	1'41.253 P	23.834	31.176	19.987	26.256	295.0

Run #	6	Front Tyre	Slick-Hard	Rear Tyre	Slick-Soft	
			8 Laps at start		4 Laps at start	
26	2'37.441	20.550	27.176	18.913	20.526	

**16th 36** **Joan MIR** HONDA SPA  
Honda HRC Castrol

Runs=6 Total laps=26 Full laps=15 Valid laps=15

Run #	1	Front Tyre	Slick-Hard	Rear Tyre	Slick-Medium	
			New Tyre		New Tyre	
1	1'59.478	19.472	26.646	18.885	20.850	
2	<b>1'22.199</b>	18.327	25.387	18.315	20.170	299.1
3	<b>1'22.759</b>	17.939	25.107	18.226	21.487	298.3
4	<b>1'21.696</b>	18.053	25.211	18.246	20.186	298.3
5	<b>1'21.649</b>	17.924	25.186	18.298	20.241	300.8
6	<b>1'30.498</b>	20.839	30.230	18.820	20.609	297.5
7	1'26.426 P	18.099	25.149	18.535	24.643	299.1

Run #	2	Front Tyre	Slick-Hard	Rear Tyre	Slick-Medium	
			7 Laps at start		7 Laps at start	
8	7'44.399	22.115	26.323	18.707	20.503	
9	<b>1'22.318</b>	18.274	25.322	18.456	20.266	296.7

**Fastest Lap:** Marc MARQUEZ SPA Ducati Lenovo Team **1'19.394** 17.698 24.461 17.627 19.608

These data/results cannot be reproduced, stored and/or transmitted in whole or in part by any manner of electronic, mechanical, photocopying, recording, broadcasting or otherwise now known or herein after developed without the previous express consent by the copyright owner, except for reproduction in daily press and regular printed publications on sale to the public within 60 days of the event related to those data/results and always provided that copyright symbol appears together as follows below.

© MotoGP Sports Entertainment Group, 2026

Official MotoGP Timing by  TISSOT

www.motogp.com

Sachsenring, Friday, July 10, 2026

Page 6 of 8

## Practice

Lap	Lap Time	T1	T2	T3	T4	Speed
10	<b>1'21.904</b>	18.021	25.139	18.442	20.302	296.7
11	<b>1'21.735</b>	18.064	25.173	18.288	20.210	297.5
12	<b>1'21.763</b>	17.986	25.173	18.313	20.291	299.1
13	1'31.587 P	19.534	28.197	18.497	25.359	297.5
Run #	3	Front Tyre	Slick-Hard	Rear Tyre	Slick-Medium	
		13 Laps at start			8 Laps at start	
14	7'38.992	19.214	26.061	18.856	20.370	
15	<b>1'22.002</b>	18.123	25.234	18.363	20.282	297.5
16	1'25.665 P	17.994	25.235	18.351	24.085	296.7
Run #	4	Front Tyre	Slick-Soft	Rear Tyre	Slick-Soft	
		New Tyre		New Tyre		
17	3'51.797	19.509	26.103	18.698	20.227	
18	<b>1'20.633</b>	17.824	24.793	18.071	19.945	300.0
19	1'31.937 P	17.839	24.780	24.273 *	25.045	300.0
Run #	5	Front Tyre	Slick-Hard	Rear Tyre	Slick-Soft	
		New Tyre		New Tyre		
20	5'51.929	19.307	26.230	18.393	20.141	
21	<b>1'20.427</b>	17.777	24.706	17.971	19.973	301.6
22	1'29.033 P	17.835	26.995	20.218	23.985	300.8
Run #	6	Front Tyre	Slick-Soft	Rear Tyre	Slick-Soft	
		New Tyre		New Tyre		
23	4'39.032	20.456	25.722	18.430	21.082	
24	<b>1'20.228</b>	17.764	24.619	17.917	19.928	301.6
25	<b>1'47.900</b>	17.723			22.363	301.6
26	<b>1'26.957</b>	19.625	27.870	18.633	20.829	298.3

### 17th 11 Diogo MOREIRA

Pro Honda LCR

HONDA

BRA

Runs=5 Total laps=25 Full laps=16 Valid laps=16

Run #	1	Front Tyre	Slick-Hard	Rear Tyre	Slick-Medium	
		New Tyre		New Tyre		
1	1'36.393	19.191	25.938	18.789	20.677	
2	<b>1'22.521</b>	18.405	25.372	18.351	20.393	298.3
3	<b>1'26.209</b>	19.039	25.174	18.341	23.655	300.0
4	<b>1'29.473</b>	18.118	24.982	25.162	21.211	299.1
5	<b>1'21.940</b>	18.179	25.172	18.242	20.347	299.1
6	<b>1'21.434</b>	17.966	24.987	18.221	20.260	300.8
7	1'32.677 P	19.909	28.045	18.814	25.909	298.3
Run #	2	Front Tyre	Slick-Hard	Rear Tyre	Slick-Medium	
		7 Laps at start		7 Laps at start		
8	8'12.134	19.808	26.015	18.721	20.527	
9	<b>1'22.423</b>	18.165	25.451	18.482	20.325	295.8
10	<b>1'22.109</b>	18.089	25.335	18.396	20.289	297.5
11	<b>1'22.150</b>	17.943	25.347	18.524	20.336	297.5
12	<b>1'21.869</b>	17.954	25.209	18.367	20.339	297.5
13	1'26.771 P	18.004	25.600	18.872	24.295	297.5
Run #	3	Front Tyre	Slick-Soft	Rear Tyre	Slick-Soft	
		New Tyre		New Tyre		
14	8'45.000	20.044	25.437	18.481	20.130	
15	<b>1'21.167</b>	17.914	25.037	18.173	20.043	300.0
16	<b>1'21.706</b>	17.809	25.212	18.414	20.271	300.0
17	1'24.818 P	17.897	25.039	18.246	23.636	299.1
Run #	4	Front Tyre	Slick-Hard	Rear Tyre	Slick-Soft	
		New Tyre		New Tyre		
18	9'19.465	18.393	25.470	18.351	20.207	

**Fastest Lap:** Marc MARQUEZ SPA Ducati Lenovo Team **1'19.394** 17.698 24.461 17.627 19.608

## MotoGP™

Lap	Lap Time	T1	T2	T3	T4	Speed
19	<b>1'20.560</b>	17.778	24.795	18.034	19.953	299.1
20	1'36.569 P	20.457	33.720	18.622	23.770	300.0
Run #	5	Front Tyre	Slick-Hard	Rear Tyre	Slick-Soft	
		3 Laps at start			New Tyre	
21	4'50.419	20.579	26.590	19.016	20.581	
22	<b>1'20.322</b>	17.735	24.751	17.926	19.910	302.5
23	<b>1'33.702</b>	21.070	27.009			301.6
24	<b>1'28.162</b>	21.397	26.309	19.052	21.404	297.5
25	<b>1'22.215</b>	18.073	25.418	18.447	20.277	300.0

### 18th 12 Maverick VIÑALES

Red Bull KTM Tech3

KTM

SPA

Runs=6 Total laps=23 Full laps=12 Valid laps=12

Run #	1	Front Tyre	Slick-Hard	Rear Tyre	Slick-Medium	
		New Tyre		New Tyre		
1	2'04.988	18.937	26.775	19.415	20.784	
2	<b>1'23.001</b>	18.355	25.511	18.666	20.469	295.8
3	<b>1'22.080</b>	18.102	25.386	18.354	20.238	296.7
4	<b>1'22.242</b>	18.449	25.282	18.244	20.267	296.7
5	<b>1'21.405</b>	17.982	25.105	18.098	20.220	300.0
6	<b>1'22.873</b>	18.075	25.180	18.783	20.835	298.3
7	1'26.681 P	18.076	26.467	18.556	23.582	299.1
Run #	2	Front Tyre	Slick-Hard	Rear Tyre	Slick-Medium	
		7 Laps at start		7 Laps at start		
8	9'25.492	19.020	26.242	18.792	20.530	
9	<b>1'22.585</b>	18.130	25.510	18.499	20.446	295.0
10	1'26.395 P	18.179	25.494	18.397	24.325	295.0
Run #	3	Front Tyre	Slick-Hard	Rear Tyre	Slick-Medium	
		10 Laps at start		10 Laps at start		
11	6'08.633	19.595	26.044	18.714	20.523	
12	1'28.093 P	18.207	25.534	18.397	25.955	294.2
Run #	4	Front Tyre	Slick-Soft	Rear Tyre	Slick-Soft	
		New Tyre		New Tyre		
13	8'18.744	18.915	25.745	18.567	20.191	
14	<b>1'20.784</b>	17.870	24.934	18.048	19.932	298.3
15	<b>1'22.307</b>	17.846	25.073	19.159	20.229	299.1
16	1'26.069 P	17.953	25.284	18.583	24.249	298.3
Run #	5	Front Tyre	Slick-Hard	Rear Tyre	Slick-Soft	
		New Tyre		New Tyre		
17	5'28.091	21.073	26.093	18.544	20.018	
18	<b>1'24.765</b>	17.743	24.820	21.529	20.673	300.8
19	<b>1'20.555</b>	17.729	24.863	18.011	19.952	299.1
20	1'32.307 P	20.170	27.269	19.528	25.340	299.1
Run #	6	Front Tyre	Slick-Hard	Rear Tyre	Slick-Soft	
		4 Laps at start		New Tyre		
21	5'55.568	19.241	25.865	18.370	20.055	
22	<b>1'20.551</b>	17.784	24.923	17.964	19.880	300.0
23	<b>1'23.463</b>	17.774	24.943	18.005	22.741	298.3

### 19th 7 Toprak RAZGATLIOGLU

Prima Pramac Yamaha MotoGP

YAMAHA

TUR

Runs=4 Total laps=20 Full laps=12 Valid laps=12

Run #	1	Front Tyre	Slick-Medium	Rear Tyre	Slick-Medium	
		New Tyre		New Tyre		
1	1'40.522	19.347	26.553	18.710	20.349	

These data/results cannot be reproduced, stored and/or transmitted in whole or in part by any manner of electronic, mechanical, photocopying, recording, broadcasting or otherwise now known or herein after developed without the previous express consent by the copyright owner, except for reproduction in daily press and regular printed publications on sale to the public within 60 days of the event related to those data/results and always provided that copyright symbol appears together as follows below.

© MotoGP Sports Entertainment Group, 2026

Official MotoGP Timing by TISSOT

www.motogp.com

Sachsenring, Friday, July 10, 2026

Page 7 of 8



## Practice

## MotoGP™

Lap	Lap Time	T1	T2	T3	T4	Speed
2	<b>1'22.888</b>	18.625	25.618	18.298	20.347	295.8
3	<b>1'25.156</b>	18.112	25.291	18.201	23.552	297.5
4	<b>1'26.518</b>	19.138	28.376	18.742	20.262	298.3
5	<b>1'21.826</b>	18.028	25.281	18.221	20.296	299.1
6	<b>1'30.446</b> P	18.151	27.358	18.846	26.091	295.8
Run #	2	Front Tyre	Slick-Hard	Rear Tyre	Slick-Soft	
			New Tyre		New Tyre	
7	13'57.179	22.679	26.665	19.277	20.686	
8	<b>1'27.125</b>	20.084	27.146	19.383	20.512	295.0
9	<b>1'21.898</b>	18.076	25.368	18.305	20.149	293.4
10	<b>1'21.960</b>	18.036	25.378	18.413	20.133	295.0
11	<b>1'28.720</b>	19.691	27.981	19.884	21.164	295.8
12	<b>1'27.508</b> P	18.233	25.385	18.389	25.501	294.2
Run #	3	Front Tyre	Slick-Hard	Rear Tyre	Slick-Soft	
			New Tyre		New Tyre	
13	15'55.333	23.509	30.452	19.581	20.463	
14	<b>1'20.890</b>	17.844	24.989	18.007	20.050	298.3
15	<b>1'21.037</b>	17.857	25.026	18.041	20.113	299.1
16	<b>1'24.600</b> P	18.102	25.291	18.286	22.921	297.5
Run #	4	Front Tyre	Slick-Hard	Rear Tyre	Slick-Soft	
			4 Laps at start		New Tyre	
17	5'25.982	19.810	29.258	19.508	21.231	
18	<b>1'20.861</b>	17.873	24.942	18.087	19.959	298.3
19	<b>1'39.272</b>	29.016	29.166	19.224	21.866	299.1
20	1'31.664 P	17.956	30.455	19.304	23.949	300.0

**20th 42 Alex RINS** YAMAHA SPA  
 Monster Energy Yamaha MotoGP Team  
 Runs=5 Total laps=25 Full laps=16 Valid laps=16

Run #	1	Front Tyre	Slick-Hard	Rear Tyre	Slick-Soft	
			New Tyre		New Tyre	
1	1'39.636	19.277	26.206	18.632	20.434	
2	<b>1'23.253</b>	18.500	26.222	18.337	20.194	295.8
3	<b>1'21.537</b>	18.099	25.125	18.080	20.233	296.7
4	<b>1'21.536</b>	18.107	25.170	18.139	20.120	297.5
5	<b>1'21.739</b>	18.139	25.167	18.199	20.234	295.8
6	<b>1'27.283</b>	22.997	25.557	18.392	20.337	295.0
7	<b>1'22.360</b>	18.189	25.337	18.409	20.425	295.0
8	<b>1'32.487</b> P	20.745	28.373	18.732	24.637	293.4
Run #	2	Front Tyre	Slick-Hard	Rear Tyre	Slick-Medium	
			8 Laps at start		6 Laps at start	
9	10'21.575	20.651	27.164	19.094	21.874	
10	<b>1'27.280</b>	20.135	26.227	18.607	22.311	295.8
11	<b>1'22.050</b>	18.140	25.229	18.391	20.290	295.0
12	<b>1'22.586</b>	18.105	25.525	18.510	20.446	293.4
13	<b>1'22.600</b>	18.287	25.464	18.529	20.320	293.4
14	<b>1'29.232</b> P	19.038	25.937	18.945	25.312	293.4
Run #	3	Front Tyre	Slick-Hard	Rear Tyre	Slick-Soft	
			14 Laps at start		8 Laps at start	
15	10'28.135	19.011	26.180	18.867	20.528	
16	<b>1'22.319</b>	18.120	25.383	18.484	20.332	294.2
17	<b>1'26.068</b> P	18.242	25.388	18.534	23.904	293.4
Run #	4	Front Tyre	Slick-Soft	Rear Tyre	Slick-Soft	
			New Tyre		New Tyre	
18	7'01.497	18.819	25.932	18.586	20.263	

Lap	Lap Time	T1	T2	T3	T4	Speed
19	<b>1'23.002</b>	18.577	25.662	18.555	20.208	297.5
20	<b>1'21.014</b>	17.990	24.902	17.972	20.150	296.7
21	<b>1'26.930</b> P	18.891	25.760	18.792	23.487	295.8
Run #	5	Front Tyre	Slick-Soft	Rear Tyre	Slick-Soft	
			4 Laps at start		New Tyre	
22	3'11.806	22.620	25.773	18.152	20.678	
23	<b>1'33.687</b>	17.995	35.702	19.737	20.253	300.0
24	<b>1'21.915</b>	17.927	24.804	18.361	20.823	298.3
25	<b>1'21.020</b>	17.962	24.941	17.965	20.152	298.3

**21st 35 Cal CRUTCHLOW** HONDA GBR  
 Castrol Honda LCR  
 Runs=5 Total laps=25 Full laps=16 Valid laps=16

Run #	1	Front Tyre	Slick-Hard	Rear Tyre	Slick-Medium	
			New Tyre		New Tyre	
1	1'52.001	20.222	28.230	19.514	23.526	
2	<b>1'23.455</b>	18.807	25.571	18.631	20.446	282.7
3	<b>1'22.607</b>	18.434	25.334	18.556	20.283	295.0
4	<b>1'22.316</b>	18.283	25.300	18.486	20.247	297.5
5	<b>1'22.310</b>	18.222	25.389	18.435	20.264	298.3
6	<b>1'33.153</b> P	20.243	27.734	19.053	26.123	297.5
Run #	2	Front Tyre	Slick-Hard	Rear Tyre	Slick-Medium	
			6 Laps at start		6 Laps at start	
7	8'16.064	20.764	26.483	19.284	20.728	
8	<b>1'36.099</b>	24.291	32.620	18.769	20.419	295.0
9	<b>1'22.439</b>	18.335	25.261	18.514	20.329	294.2
10	<b>1'22.408</b>	18.238	25.255	18.505	20.410	297.5
11	<b>1'22.209</b>	18.128	25.284	18.426	20.371	297.5
12	<b>1'22.125</b>	18.144	25.195	18.397	20.389	296.7
13	<b>1'31.669</b> P	20.694	27.158	19.105	24.712	297.5
Run #	3	Front Tyre	Slick-Soft	Rear Tyre	Slick-Soft	
			New Tyre		New Tyre	
14	7'49.478	21.905	25.623	18.564	20.326	
15	<b>1'21.121</b>	18.112	24.848	18.077	20.084	295.0
16	<b>1'21.577</b>	18.207	24.889	18.190	20.291	293.4
17	<b>1'21.802</b>	18.240	24.996	18.281	20.285	288.7
18	<b>1'30.494</b> P	18.274	28.528	18.916	24.776	297.5
Run #	4	Front Tyre	Slick-Soft	Rear Tyre	Slick-Soft	
			5 Laps at start		New Tyre	
19	7'22.291	27.753	28.329	19.176	20.501	
20	<b>1'23.160</b>	18.710	25.586	18.545	20.319	297.5
21	<b>1'21.867</b>	18.114	25.035	18.433	20.285	298.3
22	<b>1'30.226</b> P	18.189	25.110	18.537	28.390	296.7
Run #	5	Front Tyre	Slick-Hard	Rear Tyre	Slick-Soft	
			New Tyre		New Tyre	
23	7'17.681	24.672	25.995	18.699	21.443	
24	<b>1'22.426</b>	18.112	24.941	18.476	20.897	300.0
25	<b>1'21.209</b>	17.971	24.932	18.159	20.147	298.3

**Fastest Lap:** Marc MARQUEZ SPA Ducati Lenovo Team **1'19.394** 17.698 24.461 17.627 19.608

These data/results cannot be reproduced, stored and/or transmitted in whole or in part by any manner of electronic, mechanical, photocopying, recording, broadcasting or otherwise now known or herein after developed without the previous express consent by the copyright owner, except for reproduction in daily press and regular printed publications on sale to the public within 60 days of the event related to those data/results and always provided that copyright symbol appears together as follows below.

© MotoGP Sports Entertainment Group, 2026

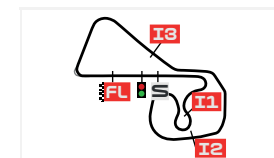
Official MotoGP Timing by TISSOT

www.motogp.com

Sachsenring, Friday, July 10, 2026

# BEST PARTIAL TIMES

## LIQUI MOLY GRAND PRIX OF GERMANY PRACTICE



Sachsenring

3671 m.

*IT* Ideal Lap Time, sum of the best partial times

*BT* Best Lap Time

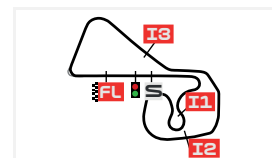
Pos	T1		T2		T3		T4		Pos	Rider	IT	BT	
	Rider	Time	Rider	Time	Rider	Time	Rider	Time					
1	P.ACOSTA	17.589	F.DI GIANNANT	24.457	A.OGURA	17.593	M.MARQUEZ	19.608	1	M.MARQUEZ	1'19.374	1'19.394	(1)
2	<b>F.BAGNAIA</b>	<b>17.621</b>	<b>M.MARQUEZ</b>	<b>24.461</b>	<b>R.FERNANDEZ</b>	<b>17.617</b>	<b>B.BINDER</b>	<b>19.740</b>	2	R.FERNANDEZ	1'19.560	1'19.560	(2)
3	B.BINDER	17.627	R.FERNANDEZ	24.480	M.MARQUEZ	17.627	F.MORBIDELLI	19.747	3	F.DI GIANNANTONI	1'19.571	1'19.674	(3)
4	<b>A.OGURA</b>	<b>17.655</b>	<b>J.MILLER</b>	<b>24.543</b>	<b>F.DI GIANNANT</b>	<b>17.636</b>	<b>R.FERNANDEZ</b>	<b>19.747</b>	4	A.MARQUEZ	1'19.643	1'19.711	(4)
5	A.MARQUEZ	17.665	A.MARQUEZ	24.576	A.MARQUEZ	17.649	A.MARQUEZ	19.753	5	A.OGURA	1'19.721	1'19.906	(6)
6	<b>F.DI GIANNANT</b>	<b>17.666</b>	<b>J.MIR</b>	<b>24.619</b>	<b>J.MARTIN</b>	<b>17.738</b>	<b>J.MARTIN</b>	<b>19.777</b>	6	J.MILLER	1'19.841	1'19.841	(5)
7	E.BASTIANINI	17.671	J.MARTIN	24.623	M.BEZZECCHI	17.739	M.BEZZECCHI	19.793	7	B.BINDER	1'19.859	1'20.068	(12)
8	<b>M.MARQUEZ</b>	<b>17.678</b>	<b>A.OGURA</b>	<b>24.646</b>	<b>F.BAGNAIA</b>	<b>17.752</b>	<b>J.MILLER</b>	<b>19.808</b>	8	M.BEZZECCHI	1'19.911	1'19.996	(7)
9	J.MILLER	17.693	F.MORBIDELLI	24.652	J.MILLER	17.797	F.DI GIANNANT	19.812	9	J.MARTIN	1'19.947	1'20.011	(8)
10	<b>M.BEZZECCHI</b>	<b>17.704</b>	<b>B.BINDER</b>	<b>24.666</b>	<b>E.BASTIANINI</b>	<b>17.801</b>	<b>P.ACOSTA</b>	<b>19.818</b>	10	F.MORBIDELLI	1'19.961	1'20.032	(10)
11	R.FERNANDEZ	17.716	M.BEZZECCHI	24.675	F.MORBIDELLI	17.805	A.OGURA	19.827	11	P.ACOSTA	1'20.013	1'20.026	(9)
12	<b>L.MARINI</b>	<b>17.722</b>	<b>F.QUARTARAR</b>	<b>24.678</b>	<b>L.MARINI</b>	<b>17.816</b>	<b>M.VIÑALES</b>	<b>19.880</b>	12	F.BAGNAIA	1'20.033	1'20.132	(13)
13	J.MIR	17.723	E.BASTIANINI	24.680	B.BINDER	17.826	E.BASTIANINI	19.893	13	E.BASTIANINI	1'20.045	1'20.045	(11)
14	<b>M.VIÑALES</b>	<b>17.729</b>	<b>L.MARINI</b>	<b>24.689</b>	<b>F.QUARTARAR</b>	<b>17.838</b>	<b>F.BAGNAIA</b>	<b>19.893</b>	14	L.MARINI	1'20.187	1'20.214	(14)
15	F.QUARTARARO	17.732	P.ACOSTA	24.733	P.ACOSTA	17.873	D.MOREIRA	19.910	14	J.MIR	1'20.187	1'20.228	(16)
16	<b>D.MOREIRA</b>	<b>17.735</b>	<b>D.MOREIRA</b>	<b>24.751</b>	<b>J.MIR</b>	<b>17.917</b>	<b>J.MIR</b>	<b>19.928</b>	16	F.QUARTARARO	1'20.196	1'20.218	(15)
17	F.MORBIDELLI	17.757	F.BAGNAIA	24.767	D.MOREIRA	17.926	F.QUARTARARO	19.948	17	D.MOREIRA	1'20.322	1'20.322	(17)
18	<b>J.MARTIN</b>	<b>17.809</b>	<b>A.RINS</b>	<b>24.804</b>	<b>M.VIÑALES</b>	<b>17.964</b>	<b>T.RAZGATLIOG</b>	<b>19.959</b>	18	M.VIÑALES	1'20.393	1'20.551	(18)
19	T.RAZGATLIOG	17.844	M.VIÑALES	24.820	A.RINS	17.965	L.MARINI	19.960	19	T.RAZGATLIOGLU	1'20.752	1'20.861	(19)
20	<b>A.RINS</b>	<b>17.927</b>	<b>C.CRUTCHLOW</b>	<b>24.848</b>	<b>T.RAZGATLIOG</b>	<b>18.007</b>	<b>C.CRUTCHLOW</b>	<b>20.084</b>	20	A.RINS	1'20.816	1'21.014	(20)
21	C.CRUTCHLOW	17.971	T.RAZGATLIOG	24.942	C.CRUTCHLOW	18.077	A.RINS	20.120	21	C.CRUTCHLOW	1'20.980	1'21.121	(21)

These data/results cannot be reproduced, stored and/or transmitted in whole or in part by any manner of electronic, mechanical, photocopying, recording, broadcasting or otherwise now known or herein after developed without the previous express consent by the copyright owner, except for reproduction in daily press and regular printed publications on sale to the public within 60 days of the event related to those data/results and always provided that copyright symbol appears together as follows below.

© MotoGP Sports Entertainment Group, 2026

# FASTEST LAPS SEQUENCE

## LIQUI MOLY GRAND PRIX OF GERMANY PRACTICE



Sachsenring

3671 m.

Practice Time	#	Rider	Nation	Motorcycle	Time	Km/h	Rider's Lap
<b>2'54.520</b>	72	<b>Marco BEZZECCHI</b>	ITA	APRILIA	<b>1'21.732</b>	161.6	2
<b>2'59.697</b>	37	<b>Pedro ACOSTA</b>	SPA	KTM	<b>1'21.071</b>	163.0	2
<b>4'15.166</b>	72	<b>Marco BEZZECCHI</b>	ITA	APRILIA	<b>1'20.646</b>	163.8	3
<b>6'58.089</b>	72	<b>Marco BEZZECCHI</b>	ITA	APRILIA	<b>1'20.605</b>	163.9	5
<b>29'10.607</b>	72	<b>Marco BEZZECCHI</b>	ITA	APRILIA	<b>1'20.535</b>	164.0	13
<b>38'15.250</b>	49	<b>Fabio DI GIANNANTONI</b>	ITA	DUCATI	<b>1'20.104</b>	164.9	16
<b>46'04.459</b>	93	<b>Marc MARQUEZ</b>	SPA	DUCATI	<b>1'19.841</b>	165.5	19
<b>48'15.681</b>	49	<b>Fabio DI GIANNANTONI</b>	ITA	DUCATI	<b>1'19.674</b>	165.8	20
<b>56'36.935</b>	93	<b>Marc MARQUEZ</b>	SPA	DUCATI	<b>1'19.394</b>	166.4	23

These data/results cannot be reproduced, stored and/or transmitted in whole or in part by any manner of electronic, mechanical, photocopying, recording, broadcasting or otherwise now known or herein after developed without the previous express consent by the copyright owner, except for reproduction in daily press and regular printed publications on sale to the public within 60 days of the event related to those data/results and always provided that copyright symbol appears together as follows below.

© MotoGP Sports Entertainment Group, 2026

Official MotoGP Timing by [www.motogp.com](http://www.motogp.com)

Sachsenring, Friday, July 10, 2026