


GRANDE PRÉMIO MEO DE PORTUGAL

Qualifying Results



	Rider	Nation Team	Motorcycle	Time	Lap	Total	Gap	Top Speed
1	88 Miguel OLIVEIRA	POR Red Bull KTM Tech 3	KTM	Q2 1'38.892	7	8		337.5
2	21 Franco MORBIDELLI	ITA Petronas Yamaha SRT	YAMAHA	Q2 1'38.936	7	8	0.044 0.044	331.2
3	43 Jack MILLER	AUS Pramac Racing	DUCATI	Q2 1'39.038	7	8	0.146 0.102	345.0
4	35 Cal CRUTCHLOW	GBR LCR Honda CASTROL	HONDA	Q2 1'39.156	5	7	0.264 0.118	338.5
5	20 Fabio QUARTARARO	FRA Petronas Yamaha SRT	YAMAHA	Q2 1'39.199	6	8	0.307 0.043	333.3
6	6 Stefan BRADL	GER Repsol Honda Team	HONDA	Q2 1'39.204	6	8	0.312 0.005	339.6
7	5 Johann ZARCO	FRA Esponsorama Racing	DUCATI	Q2 1'39.238	8	8	0.346 0.034	342.8
8	12 Maverick VIÑALES	SPA Monster Energy Yamaha MotoGP	YAMAHA	Q2 1'39.260	6	8	0.368 0.022	332.3
9	44 Pol ESPARGARO	SPA Red Bull KTM Factory Racing	KTM	Q2 1'39.284	8	8	0.392 0.024	335.4
10	42 Alex RINS	SPA Team SUZUKI ECSTAR	SUZUKI	Q2 1'39.467	7	7	0.575 0.183	337.5
11	30 Takaaki NAKAGAMI	JPN LCR Honda IDEMITSU	HONDA	Q2 1'39.531	8	8	0.639 0.064	334.3
12	4 Andrea DOVIZIOSO	ITA Ducati Team	DUCATI	Q2 1'39.587	7	8	0.695 0.056	343.9
13	33 Brad BINDER	RSA Red Bull KTM Factory Racing	KTM	Q1 1'39.390	8	8 (*)	0.140	336.4
14	41 Aleix ESPARGARO	SPA Aprilia Racing Team Gresini	APRILIA	Q1 1'39.762	3	8 (*)	0.512 0.372	339.6
15	63 Francesco BAGNAIA	ITA Pramac Racing	DUCATI	Q1 1'40.019	7	8 (*)	0.769 0.257	340.6
16	73 Alex MARQUEZ	SPA Repsol Honda Team	HONDA	Q1 1'40.049	3	8 (*)	0.799 0.030	342.8
17	46 Valentino ROSSI	ITA Monster Energy Yamaha MotoGP	YAMAHA	Q1 1'40.058	6	8 (*)	0.808 0.009	335.4
18	9 Danilo PETRUCCI	ITA Ducati Team	DUCATI	Q1 1'40.091	6	8 (*)	0.841 0.033	342.8
19	32 Lorenzo SAVADORI	ITA Aprilia Racing Team Gresini	APRILIA	Q1 1'40.174	6	7 (*)	0.924 0.083	338.5
20	36 Joan MIR	SPA Team SUZUKI ECSTAR	SUZUKI	Q1 1'40.290	2	8 (*)	1.040 0.116	331.2
21	53 Tito RABAT	SPA Esponsorama Racing	DUCATI	Q1 1'40.427	8	8 (*)	1.177 0.137	343.9
22	82 Mika KALLIO	FIN Red Bull KTM Tech 3	KTM	Q1 1'41.753	8	8 (*)	2.503 1.326	337.5

* Gap with the fastest rider in the Q1 session.

Pole Position:		Miguel OLIVEIRA	1'38.892	167.1 Km/h
Q1 Best Lap:	Lap 6	Cal CRUTCHLOW	(*) 1'39.250	166.5 Km/h
Best Race Lap:		New track layout		
All Time Lap Record:	2020	Miguel OLIVEIRA	1'38.892	167.1 Km/h

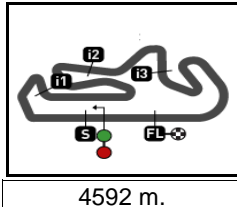
The results are provisional until the end of the limit for protest and appeals.

Time limit for protest expires 60' after publication of the results - Mr. Time:

These data/results cannot be reproduced, stored and/or transmitted in whole or in part by any manner of electronic, mechanical, photocopying, recording, broadcasting or otherwise now known or herein after developed without the previous express consent by the copyright owner, except for reproduction in daily press and regular printed publications on sale to the public within 60 days of the event related to those data/results and always provided that copyright symbol appears together as follows below.


© DORNA, 2020





GRANDE PRÉMIO MEO DE PORTUGAL
Qualifying Nr. 2
Classification

20

	Rider	Nation	Team	Motorcycle	Time	Lap	Total	Gap	Top Speed
1	88 Miguel OLIVEIRA	POR	Red Bull KTM Tech 3	KTM	1'38.892	7	8		337.5
2	21 Franco MORBIDELLI	ITA	Petronas Yamaha SRT	YAMAHA	1'38.936	7	8	0.044 0.044	331.2
3	43 Jack MILLER	AUS	Pramac Racing	DUCATI	1'39.038	7	8	0.146 0.102	345.0
4	35 Cal CRUTCHLOW	GBR	LCR Honda CASTROL	HONDA	1'39.156	5	7	0.264 0.118	338.5
5	20 Fabio QUARTARARO	FRA	Petronas Yamaha SRT	YAMAHA	1'39.199	6	8	0.307 0.043	333.3
6	6 Stefan BRADL	GER	Repsol Honda Team	HONDA	1'39.204	6	8	0.312 0.005	339.6
7	5 Johann ZARCO	FRA	Esponsorama Racing	DUCATI	1'39.238	8	8	0.346 0.034	342.8
8	12 Maverick VIÑALES	SPA	Monster Energy Yamaha MotoGP	YAMAHA	1'39.260	6	8	0.368 0.022	332.3
9	44 Pol ESPARGARO	SPA	Red Bull KTM Factory Racing	KTM	1'39.284	8	8	0.392 0.024	335.4
10	42 Alex RINS	SPA	Team SUZUKI ECSTAR	SUZUKI	1'39.467	7	7	0.575 0.183	337.5
11	30 Takaaki NAKAGAMI	JPN	LCR Honda IDEMITSU	HONDA	1'39.531	8	8	0.639 0.064	334.3
12	4 Andrea DOVIZIOSO	ITA	Ducati Team	DUCATI	1'39.587	7	8	0.695 0.056	343.9

Practice condition: **Dry**
 Air: **22°**
 Humidity: **56%**
 Ground: **28°**

Fastest Lap:	Lap: 7	Miguel OLIVEIRA	1'38.892	167.1 Km/h
Best Race Lap:		New track layout		
All Time Lap Record:	2020	Miguel OLIVEIRA	1'38.892	167.1 Km/h

The results are provisional until the end of the limit for protest and appeals.

Time limit for protest expires 30' after publication of the results - Time:

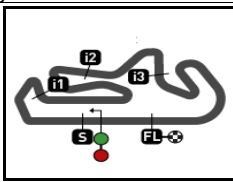
These data/results cannot be reproduced, stored and/or transmitted in whole or in part by any manner of electronic, mechanical, photocopying, recording, broadcasting or otherwise now known or herein after developed without the previous express consent by the copyright owner, except for reproduction in daily press and regular printed publications on sale to the public within 60 days of the event related to those data/results and always provided that copyright symbol appears together as follows below.

© DORNA, 2020

Official MotoGP Timing by **TISSOT**
 www.motogp.com

Portimao, Saturday, November 21, 2020





4592 m.

GRANDE PRÉMIO MEO DE PORTUGAL

Qualifying Nr. 2

Top Speed & Average

21



<i>Rider</i>	<i>Nation</i>	<i>Motorcycle</i>	<i>Top 5 speeds</i>					<i>Average</i>	<i>Top</i>
43 Jack MILLER	AUS	DUCATI	345.0	343.9	342.8	342.8	341.7	343.2	345.0
4 Andrea DOVIZIOSO	ITA	DUCATI	343.9	341.7	341.7	341.7	340.6	341.9	343.9
5 Johann ZARCO	FRA	DUCATI	342.8	341.7	341.7	339.6	339.6	341.1	342.8
6 Stefan BRADL	GER	HONDA	339.6	338.5	337.5	336.4	336.4	337.5	339.6
35 Cal CRUTCHLOW	GBR	HONDA	338.5	338.5	337.5	336.4	336.4	337.5	338.5
42 Alex RINS	SPA	SUZUKI	337.5	335.4	335.4	334.3	334.3	335.4	337.5
88 Miguel OLIVEIRA	POR	KTM	337.5	334.3	333.3	332.3	331.2	333.3	337.5
44 Poi ESPARGARO	SPA	KTM	335.4	334.3	333.3	333.3	332.3	333.7	335.4
30 Takaaki NAKAGAMI	JPN	HONDA	334.3	334.3	331.2	331.2	329.2	331.6	334.3
20 Fabio QUARTARARO	FRA	YAMAHA	333.3	333.3	333.3	332.3	331.2	332.4	333.3
12 Maverick VIÑALES	SPA	YAMAHA	332.3	331.2	331.2	331.2	330.2	331.2	332.3
21 Franco MORBIDELLI	ITA	YAMAHA	331.2	330.2	329.2	329.2	329.2	329.7	331.2

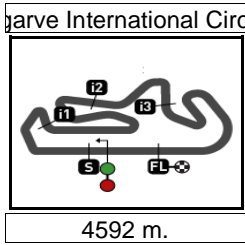
These data/results cannot be reproduced, stored and/or transmitted in whole or in part by any manner of electronic, mechanical, photocopying, recording, broadcasting or otherwise now known or herein after developed without the previous express consent by the copyright owner, except for reproduction in daily press and regular printed publications on sale to the public within 60 days of the event related to those data/results and always provided that copyright symbol appears together as follows below.

© DORNA, 2020

Official MotoGP Timing by **TISSOT**
www.motogp.com



Portimao, Saturday, November 21, 2020



GRANDE PRÉMIO MEO DE PORTUGAL

Qualifying Nr. 2

Chronological Analysis of Performances

22

* Lap / Sector time cancelled **T1** Time from finish line to 1st intermediate **T3** Time from 2nd intermed. to 3rd intermed.
P Crossing the finish line in pit lane **T2** Time from 1st intermed. to 2nd intermed. **T4** Time from 3rd intermediate to finish line
****** Tyre data subject to further updates

Lap	Lap Time	T1	T2	T3	T4	Speed	Lap	Lap Time	T1	T2	T3	T4	Speed	
1st	88	Miguel OLIVEIRA				KTM	POR	7	1'39.038	20.741	31.488	15.101	31.708	342.8
		Red Bull KTM Tech 3						8	1'47.197	23.600	33.298	16.309	33.990	342.8
		Runs=2	Total laps=8	Full laps=4										
Run #	1	Front Tyre	Slick-Hard	Rear Tyre	Slick-Soft									
		New Tyre		New Tyre										
1	2'14.586	22.995	33.801	16.341	32.480									
2	1'42.462 *	21.796*	32.632	15.530	32.504	331.2								
3	1'39.628	20.939	31.711	15.236	31.742	332.3								
4	1'44.049 P	21.067	31.910	15.226	35.846	333.3								
Run #	2	Front Tyre	Slick-Hard	Rear Tyre	Slick-Soft									
		4 Laps at start		New Tyre										
5	3'44.558	24.612	34.044	15.679	32.218									
6	1'39.414	20.861	31.711	15.105	31.737	331.2								
7	1'38.892	20.756	31.498	15.043	31.595	334.3								
8	1'43.460	23.228	32.538	15.436	32.258	337.5								
2nd	21	Franco MORBIDELLI				YAMAHA	ITA							
		Petronas Yamaha SRT												
		Runs=2	Total laps=8	Full laps=4										
Run #	1	Front Tyre	Slick-Medium	Rear Tyre	Slick-Medium									
		New Tyre		New Tyre										
1	1'45.350	20.807	33.233	15.786	32.337									
2	1'40.030	21.069	31.791	15.322	31.848	329.2								
3	1'39.245	20.808	31.594	15.170	31.673	329.2								
4	1'48.990 P	22.518	33.800	15.953	36.719	330.2								
Run #	2	Front Tyre	Slick-Medium	Rear Tyre	Slick-Soft									
		4 Laps at start		New Tyre										
5	3'30.272	20.700	32.710	15.516	31.983									
6	1'39.141	20.861	31.471	15.197	31.612	329.2								
7	1'38.936	20.740	31.506	15.117	31.573	331.2								
8	2'00.210 *	28.556*	39.761	16.841	35.052	329.2								
3rd	43	Jack MILLER				DUCATI	AUS							
		Pramac Racing												
		Runs=2	Total laps=8	Full laps=4										
Run #	1	Front Tyre	Slick-Soft	Rear Tyre	Slick-Soft									
		New Tyre		New Tyre										
1	2'15.872	21.205	36.501	20.160	33.028									
2	1'41.804	21.718	32.284	15.523	32.279	340.6								
3	1'39.336	20.909	31.569	15.155	31.703	345.0								
4	1'45.465 P	21.617	32.864	15.793	35.191	343.9								
Run #	2	Front Tyre	Slick-Soft	Rear Tyre	Slick-Soft									
		4 Laps at start		New Tyre										
5	3'04.145	20.189	32.600	15.375	32.056									
6	1'59.998 *	26.204*	37.527	19.193	37.074	341.7								
4th	35	Cal CRUTCHLOW				HONDA	GBR							
		LCR Honda CASTROL												
		Runs=2	Total laps=7	Full laps=1										
Run #	1	Front Tyre	Slick-Medium	Rear Tyre	Slick-Hard									
		New Tyre		New Tyre										
1	2'19.836	24.054	34.766	22.162	40.021									
2	1'44.926 *	24.518*	32.797	15.436	32.175	338.5								
3	1'50.110 P	21.255	33.644	16.523	38.688	337.5								
Run #	2	Front Tyre	Slick-Medium	Rear Tyre	Slick-Soft									
		3 Laps at start		New Tyre										
4	4'32.903	21.249	32.883	15.415	31.865									
5	1'39.156	20.748	31.676	15.204	31.528	336.4								
6	1'44.611 *	23.610*	32.876	15.669	32.456	338.5								
7	1'43.378 *	22.800*	32.712	15.669	32.197	336.4								
5th	20	Fabio QUARTARARO				YAMAHA	FRA							
		Petronas Yamaha SRT												
		Runs=2	Total laps=8	Full laps=5										
Run #	1	Front Tyre	Slick-Medium	Rear Tyre	Slick-Soft									
		New Tyre		New Tyre										
1	2'29.859	21.731	34.263	15.870	32.895									
2	1'39.877	21.012	31.835	15.213	31.817	333.3								
3	1'44.061 P	20.888	31.741	15.176	36.256	333.3								
Run #	2	Front Tyre	Slick-Medium	Rear Tyre	Slick-Soft									
		3 Laps at start		New Tyre										
4	3'54.097	21.187	33.720	15.637	32.431									
5	1'39.522	20.778	31.659	15.153	31.932	332.3								
6	1'39.199	20.812	31.565	15.117	31.705	331.2								
7	1'39.528	20.855	31.753	15.202	31.718	333.3								
8	1'53.742	20.833	41.561	16.957	34.391	331.2								
6th	6	Stefan BRADL				HONDA	GER							
		Repsol Honda Team												
		Runs=2	Total laps=8	Full laps=4										
Run #	1	Front Tyre	Slick-Medium	Rear Tyre	Slick-Soft									
		New Tyre		New Tyre										
1	1'51.926	21.327	33.715	15.771	32.224									
2	1'40.104	20.943	32.014	15.235	31.912	337.5								
3	1'39.816	20.917	31.902	15.243	31.754	338.5								
4	1'47.276 P	22.253	33.159	15.736	36.128	336.4								
Run #	2	Front Tyre	Slick-Medium	Rear Tyre	Slick-Soft									
		4 Laps at start		New Tyre										
5	3'25.061	20.180	32.471	15.337	31.871									

Fastest Lap: Miguel OLIVEIRA Red Bull KTM Tech 3 POR **1'38.892** 20.756 31.498 15.043 31.595

These data/results cannot be reproduced, stored and/or transmitted in whole or in part by any manner of electronic, mechanical, photocopying, recording, broadcasting or otherwise now known or herein after developed without the previous express consent by the copyright owner, except for reproduction in daily press and regular printed publications on sale to the public within 60 days of the event related to those data/results and always provided that copyright symbol appears together as follows below.
© DORNA, 2020



Qualifying Nr. 2

MotoGP

Lap	Lap Time	T1	T2	T3	T4	Speed	Lap	Lap Time	T1	T2	T3	T4	Speed
6	1'39.204	20.840	31.653	15.136	31.575	339.6	1	2'44.957	21.727	34.272	16.208	32.758	
7	1'40.241	21.044	31.990	15.220	31.987	336.4	2	1'40.361	20.880	32.128	15.261	32.092	335.4
8	1'46.635 *	25.267*	32.974	15.833	32.561	336.4	3	1'40.044	21.022	31.817	15.228	31.977	335.4
							4	1'48.857 P	22.902*	33.518	15.990	36.447	334.3

7th 5 **Johann ZARCO** DUCATI FRA
Esponsorama Racing

Runs=2 Total laps=8 Full laps=5

Run #	1	Front Tyre	Slick-Medium	Rear Tyre	Slick-Soft	
		New Tyre		New Tyre		
1	1'50.551	21.830	34.650	15.949	32.153	
2	1'39.938	20.916	32.047	15.188	31.787	339.6
3	1'39.463	20.812	31.708	15.199	31.744	341.7
4	1'48.104 P	22.625	33.398	15.906	36.175	339.6

Runs=2 Total laps=8 Full laps=5

Run #	2	Front Tyre	Slick-Medium	Rear Tyre	Slick-Soft	
		4 Laps at start		New Tyre		
5	3'41.443	20.654	33.396	15.816	32.706	
6	2'03.214	20.781	44.811	22.457	35.165	337.5
7	1'39.327	20.850	31.767	15.077	31.633	341.7
8	1'39.238	20.764	31.667	15.136	31.671	342.8

8th 12 **Maverick VIÑALES** YAMAHA SPA
Monster Energy Yamaha MotoGP

Runs=2 Total laps=8 Full laps=5

Run #	1	Front Tyre	Slick-Medium	Rear Tyre	Slick-Soft	
		New Tyre		New Tyre		
1	2'50.058	20.805	33.871	16.016	32.359	
2	1'39.689	20.860	31.771	15.333	31.725	331.2
3	1'39.517	20.917	31.656	15.287	31.657	329.2
4	1'46.008 P	21.956	32.689	16.038	35.325	330.2

Runs=2 Total laps=8 Full laps=5

Run #	2	Front Tyre	Slick-Medium	Rear Tyre	Slick-Soft	
		New Tyre		New Tyre		
5	3'02.754	20.065	33.135	15.888	32.127	
6	1'39.260	20.831	31.605	15.201	31.623	331.2
7	1'42.543	21.969	32.492	15.683	32.399	331.2
8	1'39.654	20.856	31.660	15.260	31.878	332.3

9th 44 **Poi ESPARGARO** KTM SPA
Red Bull KTM Factory Racing

Runs=2 Total laps=8 Full laps=5

Run #	1	Front Tyre	Slick-Hard	Rear Tyre	Slick-Soft	
		New Tyre		New Tyre		
1	2'02.484	20.664	33.859	16.170	32.840	
2	1'42.030	20.988	32.228	15.954	32.860	333.3
3	1'40.455	20.984	31.911	15.397	32.163	334.3
4	1'39.623	20.891	31.776	15.192	31.764	332.3
5	1'48.291 P	22.997*	33.671	16.160	35.463	331.2

Runs=2 Total laps=8 Full laps=5

Run #	2	Front Tyre	Slick-Hard	Rear Tyre	Slick-Soft	
		5 Laps at start		New Tyre		
6	3'32.115	22.758	36.738	19.175	37.240	
7	1'42.737	20.915	34.152	15.638	32.032	333.3
8	1'39.284	20.656	31.494	15.265	31.869	335.4

10th 42 **Alex RINS** SUZUKI SPA
Team SUZUKI ECSTAR

Runs=2 Total laps=7 Full laps=4

Run #	1	Front Tyre	Slick-Soft	Rear Tyre	Slick-Soft
		New Tyre		New Tyre	

11th 30 **Takaaki NAKAGAMI** HONDA JPN
LCR Honda IDEMITSU

Runs=2 Total laps=8 Full laps=4

Run #	2	Front Tyre	Slick-Soft	Rear Tyre	Slick-Soft	
		New Tyre		New Tyre		
5	4'47.486	22.006	33.641	15.925	32.777	
6	1'39.679	20.908	31.851	15.166	31.754	334.3
7	1'39.467	20.789	31.787	15.148	31.743	337.5

Runs=2 Total laps=8 Full laps=4

Run #	1	Front Tyre	Slick-Medium	Rear Tyre	Slick-Soft	
		New Tyre		New Tyre		
1	2'19.269	23.885	35.548	16.495	40.526	
2	1'44.627 *	23.527*	33.183	15.689	32.228	329.2
3	1'46.349 P	21.169	33.910	16.212	35.058	331.2

Runs=2 Total laps=8 Full laps=4

Run #	2	Front Tyre	Slick-Medium	Rear Tyre	Slick-Soft	
		3 Laps at start		New Tyre		
4	3'30.807	21.276	33.590	15.919	32.637	
5	1'44.963	21.561	35.529	15.876	31.997	329.2
6	1'40.090	21.054	31.963	15.246	31.827	331.2
7	1'39.553	20.793	31.770	15.203	31.787	334.3
8	1'39.531	20.808	31.781	15.157	31.785	334.3

12th 4 **Andrea DOVIZIOSO** DUCATI ITA
Ducati Team

Runs=2 Total laps=8 Full laps=3

Run #	1	Front Tyre	Slick-Medium	Rear Tyre	Slick-Soft	
		New Tyre		New Tyre		
1	1'46.636	20.855	33.304	15.714	32.151	
2	1'40.217	20.938	32.031	15.394	31.854	341.7
3	1'39.764	20.866	31.720	15.280	31.898	343.9
4	1'48.129 P	23.750*	32.802	15.834	35.743	341.7

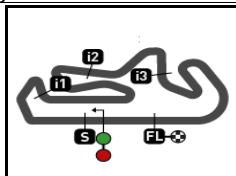
Runs=2 Total laps=8 Full laps=3

Run #	2	Front Tyre	Slick-Medium	Rear Tyre	Slick-Soft	
		4 Laps at start		New Tyre		
5	3'15.458	21.907	33.590	15.981	32.816	
6	1'43.008 *	22.498*	32.566	15.611	32.333	337.5
7	1'39.587	20.865	31.739	15.216	31.767	341.7
8	1'39.510 *	20.820	31.690*	15.208	31.792	340.6

Fastest Lap: Miquel OLIVEIRA Red Bull KTM Tech 3 POR **1'38.892** 20.756 31.498 15.043 31.595

These data/results cannot be reproduced, stored and/or transmitted in whole or in part by any manner of electronic, mechanical, photocopying, recording, broadcasting or otherwise now known or herein after developed without the previous express consent by the copyright owner, except for reproduction in daily press and regular printed publications on sale to the public within 60 days of the event related to those data/results and always provided that copyright symbol appears together as follows below.
© DORNA, 2020





4592 m.

GRANDE PRÉMIO MEO DE PORTUGAL

Provisional Starting Grid

Race : 25 laps = 114.8 km

23



1	1 1'38.892 88 Miguel OLIVEIRA KTM	2 1'38.936 21 Franco MORBIDELLI Yamaha	3 1'39.038 43 Jack MILLER Ducati
2	4 1'39.156 35 Cal CRUTCHLOW Honda	5 1'39.199 20 Fabio QUARTARARO Yamaha	6 1'39.204 6 Stefan BRADL Honda
3	7 1'39.238 5 Johann ZARCO Ducati	8 1'39.260 12 Maverick VIÑALES Yamaha	9 1'39.284 44 Pol ESPARGARO KTM
4	10 1'39.467 42 Alex RINS Suzuki	11 1'39.531 30 Takaaki NAKAGAMI Honda	12 1'39.587 4 Andrea DOVIZIOSO Ducati
5	13 1'39.390 33 Brad BINDER KTM	14 1'39.762 41 Aleix ESPARGARO Aprilia	15 1'40.019 63 Francesco BAGNAIA Ducati
6	16 1'40.049 73 Alex MARQUEZ Honda	17 1'40.058 46 Valentino ROSSI Yamaha	18 1'40.091 9 Danilo PETRUCCI Ducati
7	19 1'40.174 32 Lorenzo SAVADORI Aprilia	20 1'40.290 36 Joan MIR Suzuki	21 1'40.427 53 Tito RABAT Ducati
8	22 1'41.753 82 Mika KALLIO KTM		

The results are provisional until the end of the limit for protest and appeals and until the ratification of the Event Management Committee.

Time limit for protest expires 60' at the latest after publication of the results - Time:

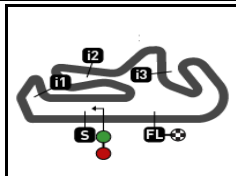
These data/results cannot be reproduced, stored and/or transmitted in whole or in part by any manner of electronic, mechanical, photocopying, recording, broadcasting or otherwise now known or herein after developed without the previous express consent by the copyright owner, except for reproduction in daily press and regular printed publications on sale to the public within 60 days of the event related to those data/results and always provided that copyright symbol appears together as follows below.

© DORNA, 2020

Official MotoGP Timing by TISSOT
www.motogp.com

Portimão, Saturday, November 21, 2020





4592 m.

GRANDE PRÉMIO MEO DE PORTUGAL

MotoGP™

BMW M Award - Best Qualifier MotoGP 2020

24

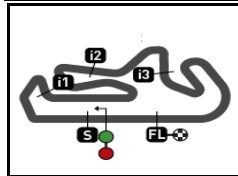
Rider	Nation	Points	QAT	SPA	ANC	CZE	AUT	STY	RSM	EMI	CAT	FRA	ARA	TER	EUR	VAL	POR
1 QUARTARARO Fabio	FRA	225	-	25	25	20	16	6	16	16	20	25	25	10	5	5	11
2 VIÑALES Maverick	SPA	212	-	20	20	11	25	10	25	25	11	11	20	13	2	10	9
3 MORBIDELLI Franco	ITA	189	-	6	10	16	9	5	20	8	25	5	13	20	7	25	20
4 MILLER Jack	AUS	175	-	11	9	2	20	11	11	20	13	20	11	2	9	20	16
5 ESPARGARO Pol	SPA	149	-	9	4	10	11	25	5	13	9	8	4	7	25	11	8
6 NAKAGAMI Takaaki	JPN	121	-	1	8	-	6	20	2	4	5	3	9	25	16	16	6
7 ZARCO Johann	FRA	121	-	-	1	25	7	16	6	2	10	7	-	11	13	13	10
8 RINS Alex	SPA	92	-	7	-	5	8	9	9	-	3	-	6	16	20	2	7
9 MIR Joan	SPA	92	-	4	6	7	10	13	8	5	8	2	10	4	11	4	-
10 OLIVEIRA Miguel	POR	87	-	-	11	3	5	8	4	1	4	4	-	8	8	6	25
11 CRUTCHLOW Cal	GBR	73	-	10	3	4	1	-	-	-	-	13	16	9	1	3	13
12 ROSSI Valentino	ITA	73	-	5	13	6	4	1	13	9	16	6	-	-	-	-	-
13 BAGNAIA Francesco	ITA	71	-	13	16	-	-	-	10	11	2	9	-	-	-	8	2
14 DOVIZIOSO Andrea	ITA	65	-	8	2	-	13	7	7	6	-	10	3	-	4	-	5
15 PETRUCCI Danilo	ITA	62	-	2	5	8	3	4	1	7	7	16	8	-	-	1	-
16 BINDER Brad	RSA	57	-	3	7	9	-	2	-	10	6	-	2	1	6	7	4
17 ESPARGARO Aleix	SPA	52	-	-	-	13	2	-	3	-	1	1	7	3	10	9	3
18 MARQUEZ Marc	SPA	16	-	16	-	-	-	-	-	-	-	-	-	-	-	-	-
19 MARQUEZ Alex	SPA	15	-	-	-	-	-	-	-	-	-	-	5	6	3	-	1
20 LECUONA Iker	SPA	12	-	-	-	-	-	3	-	3	-	-	1	5	-	-	-
21 RABAT Tito	SPA	1	-	-	-	1	-	-	-	-	-	-	-	-	-	-	-

These data/results cannot be reproduced, stored and/or transmitted in whole or in part by any manner of electronic, mechanical, photocopying, recording, broadcasting or otherwise now known or herein after developed without the previous express consent by the copyright owner, except for reproduction in daily press and regular printed publications on sale to the public within 60 days of the event related to those data/results and always provided that copyright symbol appears together as follows below.
© DORNA, 2020

Official MotoGP Timing by 
www.motogp.com



Portimao, Saturday, November 21, 2020



4592 m.

GRANDE PRÉMIO MEO DE PORTUGAL

After the **Qualifying Nr. 2**

Event Best Maximum Speed



<i>Rider</i>	<i>Nation Team</i>	<i>Motorcycle</i>	<i>Km/h</i>	
43 Jack MILLER	AUS Pramac Racing	DUCATI	345.0	Qualifying Nr. 2
63 Francesco BAGNAIA	ITA Pramac Racing	DUCATI	345.0	Free Practice Nr. 4
4 Andrea DOVIZIOSO	ITA Ducati Team	DUCATI	345.0	Free Practice Nr. 4
53 Tito RABAT	SPA Esponsorama Racing	DUCATI	343.9	Qualifying Nr. 1
73 Alex MARQUEZ	SPA Repsol Honda Team	HONDA	342.8	Qualifying Nr. 1
6 Stefan BRADL	GER Repsol Honda Team	HONDA	342.8	Free Practice Nr. 4
5 Johann ZARCO	FRA Esponsorama Racing	DUCATI	342.8	Qualifying Nr. 2
9 Daniilo PETRUCCI	ITA Ducati Team	DUCATI	342.8	Qualifying Nr. 1
33 Brad BINDER	RSA Red Bull KTM Factory Racing	KTM	341.7	Free Practice Nr. 4
35 Cal CRUTCHLOW	GBR LCR Honda CASTROL	HONDA	341.7	Free Practice Nr. 4
82 Mika KALLIO	FIN Red Bull KTM Tech 3	KTM	340.6	Free Practice Nr. 3
41 Aleix ESPARGARO	SPA Aprilia Racing Team Gresini	APRILIA	339.6	Qualifying Nr. 1
46 Valentino ROSSI	ITA Monster Energy Yamaha MotoGP	YAMAHA	338.5	Free Practice Nr. 4
88 Miguel OLIVEIRA	POR Red Bull KTM Tech 3	KTM	338.5	Free Practice Nr. 4
32 Lorenzo SAVADORI	ITA Aprilia Racing Team Gresini	APRILIA	338.5	Qualifying Nr. 1
42 Alex RINS	SPA Team SUZUKI ECSTAR	SUZUKI	337.5	Qualifying Nr. 2
44 Poi ESPARGARO	SPA Red Bull KTM Factory Racing	KTM	336.4	Free Practice Nr. 4
30 Takaaki NAKAGAMI	JPN LCR Honda IDEMITSU	HONDA	336.4	Free Practice Nr. 4
12 Maverick VIÑALES	SPA Monster Energy Yamaha MotoGP	YAMAHA	335.4	Free Practice Nr. 4
21 Franco MORBIDELLI	ITA Petronas Yamaha SRT	YAMAHA	334.3	Qualifying Nr. 1
36 Joan MIR	SPA Team SUZUKI ECSTAR	SUZUKI	333.3	Free Practice Nr. 4
20 Fabio QUARTARARO	FRA Petronas Yamaha SRT	YAMAHA	333.3	Qualifying Nr. 2

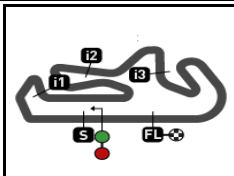
These data/results cannot be reproduced, stored and/or transmitted in whole or in part by any manner of electronic, mechanical, photocopying, recording, broadcasting or otherwise now known or herein after developed without the previous express consent by the copyright owner, except for reproduction in daily press and regular printed publications on sale to the public within 60 days of the event related to those data/results and always provided that copyright symbol appears together as follows below.

© DORNA, 2020

Official MotoGP Timing by **TISSOT**
www.motogp.com



Portimao, Saturday, November 21, 2020



4592 m.

GRANDE PRÉMIO MEO DE PORTUGAL

Qualifying Nr. 2

Best Partial Times

MotoGP™

IT Ideal Lap Time, sum of the best partial times

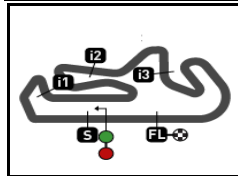
BT Best Lap Time

T1		T2		T3		T4				<i>IT</i>	<i>BT</i>	
<i>Pos</i>	<i>Rider</i>	<i>Time</i>	<i>Rider</i>	<i>Time</i>	<i>Rider</i>	<i>Time</i>	<i>Rider</i>	<i>Time</i>	<i>Pos</i>	<i>Rider</i>	<i>IT</i>	<i>BT</i>
1	P.ESPARGARO	20.656	F.MORBIDELLI	31.471	M.OLIVEIRA	15.043	C.CRUTCHLOW	31.528	1	M.OLIVEIRA	1'38.892	1'38.892 (1)
2	F.MORBIDELLI	20.740	J.MILLER	31.488	J.ZARCO	15.077	F.MORBIDELLI	31.573	2	F.MORBIDELLI	1'38.901	1'38.936 (2)
3	J.MILLER	20.741	P.ESPARGARO	31.494	J.MILLER	15.101	S.BRADL	31.575	3	J.MILLER	1'39.033	1'39.038 (3)
4	C.CRUTCHLOW	20.748	M.OLIVEIRA	31.498	F.QUARTARARO	15.117	M.OLIVEIRA	31.595	4	P.ESPARGAR	1'39.106	1'39.284 (9)
5	M.OLIVEIRA	20.756	F.QUARTARARO	31.565	F.MORBIDELLI	15.117	M.VIÑALES	31.623	5	J.ZARCO	1'39.141	1'39.238 (7)
6	J.ZARCO	20.764	M.VIÑALES	31.605	S.BRADL	15.136	J.ZARCO	31.633	6	C.CRUTCHLO	1'39.156	1'39.156 (4)
7	F.QUARTARARO	20.778	S.BRADL	31.653	A.RINS	15.148	J.MILLER	31.703	7	F.QUARTARAR	1'39.165	1'39.199 (5)
8	A.RINS	20.789	J.ZARCO	31.667	T.NAKAGAMI	15.157	F.QUARTARARO	31.705	8	S.BRADL	1'39.204	1'39.204 (6)
9	T.NAKAGAMI	20.793	C.CRUTCHLOW	31.676	P.ESPARGARO	15.192	A.RINS	31.743	9	M.VIÑALES	1'39.260	1'39.260 (8)
10	A.DOVIZIOSO	20.820	A.DOVIZIOSO	31.720	M.VIÑALES	15.201	P.ESPARGARO	31.764	10	A.RINS	1'39.467	1'39.467 (10)
11	M.VIÑALES	20.831	T.NAKAGAMI	31.770	C.CRUTCHLOW	15.204	A.DOVIZIOSO	31.767	11	T.NAKAGAMI	1'39.505	1'39.531 (11)
12	S.BRADL	20.840	A.RINS	31.787	A.DOVIZIOSO	15.208	T.NAKAGAMI	31.785	12	A.DOVIZIOSO	1'39.515	1'39.587 (12)

These data/results cannot be reproduced, stored and/or transmitted in whole or in part by any manner of electronic, mechanical, photocopying, recording, broadcasting or otherwise now known or herein after developed without the previous express consent by the copyright owner, except for reproduction in daily press and regular printed publications on sale to the public within 60 days of the event related to those data/results and always provided that copyright symbol appears together as follows below.
© DORNA, 2020


Official MotoGP Timing by **TISSOT**
www.motogp.com





4592 m.

GRANDE PRÉMIO MEO DE PORTUGAL
Qualifying Nr. 2
Fastest Laps Sequence

<i>Practice Time</i>	 <i>Rider</i>	<i>Nation</i>	<i>Motorcycle</i>	<i>Time</i>	<i>Km/h</i>	<i>Rider's Lap</i>
3'25.380	21 Franco MORBIDELLI	ITA	YAMAHA	1'40.030	165.2	2
3'30.489	5 Johann ZARCO	FRA	DUCATI	1'39.938	165.4	2
4'09.736	20 Fabio QUARTARARO	FRA	YAMAHA	1'39.877	165.5	2
4'29.747	12 Maverick VIÑALES	SPA	YAMAHA	1'39.689	165.8	2
5'04.625	21 Franco MORBIDELLI	ITA	YAMAHA	1'39.245	166.5	3
12'03.028	21 Franco MORBIDELLI	ITA	YAMAHA	1'39.141	166.7	6
13'41.964	21 Franco MORBIDELLI	ITA	YAMAHA	1'38.936	167.0	7
14'23.589	88 Miguel OLIVEIRA	POR	KTM	1'38.892	167.1	7

These data/results cannot be reproduced, stored and/or transmitted in whole or in part by any manner of electronic, mechanical, photocopying, recording, broadcasting or otherwise now known or herein after developed without the previous express consent by the copyright owner, except for reproduction in daily press and regular printed publications on sale to the public within 60 days of the event related to those data/results and always provided that copyright symbol appears together as follows below.

© DORNA, 2020

Official MotoGP Timing by TISSOT
 www.motogp.com



Portimao, Saturday, November 21, 2020